

[54] TRAVEL ALARM CLOCK

[75] Inventor: Keiko Mayuzumi, Tokyo, Japan

[73] Assignee: Seikosha Co., Ltd., Japan

[**] Term: 14 Years

[21] Appl. No.: 154,998

[22] Filed: Feb. 9, 1988

[30] Foreign Application Priority Data

Aug. 31, 1987 [JP] Japan 62-35465

[52] U.S. Cl. D10/18; D10/25

[58] Field of Search D10/1-39,
D10/122-132; 368/276-277, 280-282, 285

[56] References Cited

U.S. PATENT DOCUMENTS

- D. 163,566 6/1951 Bruce D10/26
- D. 214,180 5/1969 Ernest D10/26 X
- D. 249,873 10/1978 Zabransky D10/26

OTHER PUBLICATIONS

- European Jeweler*-10/77-p. 101-Off-Set-Face Clocks.
 - Jeweler's Circular-Keystone*-9/78-p. 135-Clocks at bottom.
 - Merchandising*-9/79-p.6-Clocks at right.
 - European Jeweler*-4/82-p. 64-Clock at top-left.
- Primary Examiner—Nelson C. Holtje


Attorney, Agent, or Firm—Bruce L. Adams; Van C. Wilks

[57] CLAIM

The ornamental design for a travel alarm clock, as shown and described.

DESCRIPTION

FIG. 1 is a front elevational view of a travel alarm clock with the lid open showing my new design;
 FIG. 2 is a rear elevational view thereof;
 FIG. 3 is a top plan view thereof;
 FIG. 4 is a bottom plan view thereof;
 FIG. 5 is a left side elevational view thereof;
 FIG. 6 is a right side elevational view thereof;
 FIG. 7 is a front elevational view thereof with the lid closed;
 FIG. 8 is a rear elevational view thereof with the lid closed;
 FIG. 9 is a top plan view thereof with the lid closed;
 FIG. 10 is a bottom plan view thereof with the lid closed;
 FIG. 11 is a left side elevational view thereof with the lid closed;
 FIG. 12 is a right side elevational view thereof with the lid closed;
 FIG. 13 is a front and top right perspective view thereof with the lid open; and
 FIG. 14 is a front and top right perspective view thereof with the lid closed.






FIG. 1




FIG. 2




FIG. 3




FIG. 4




FIG. 5

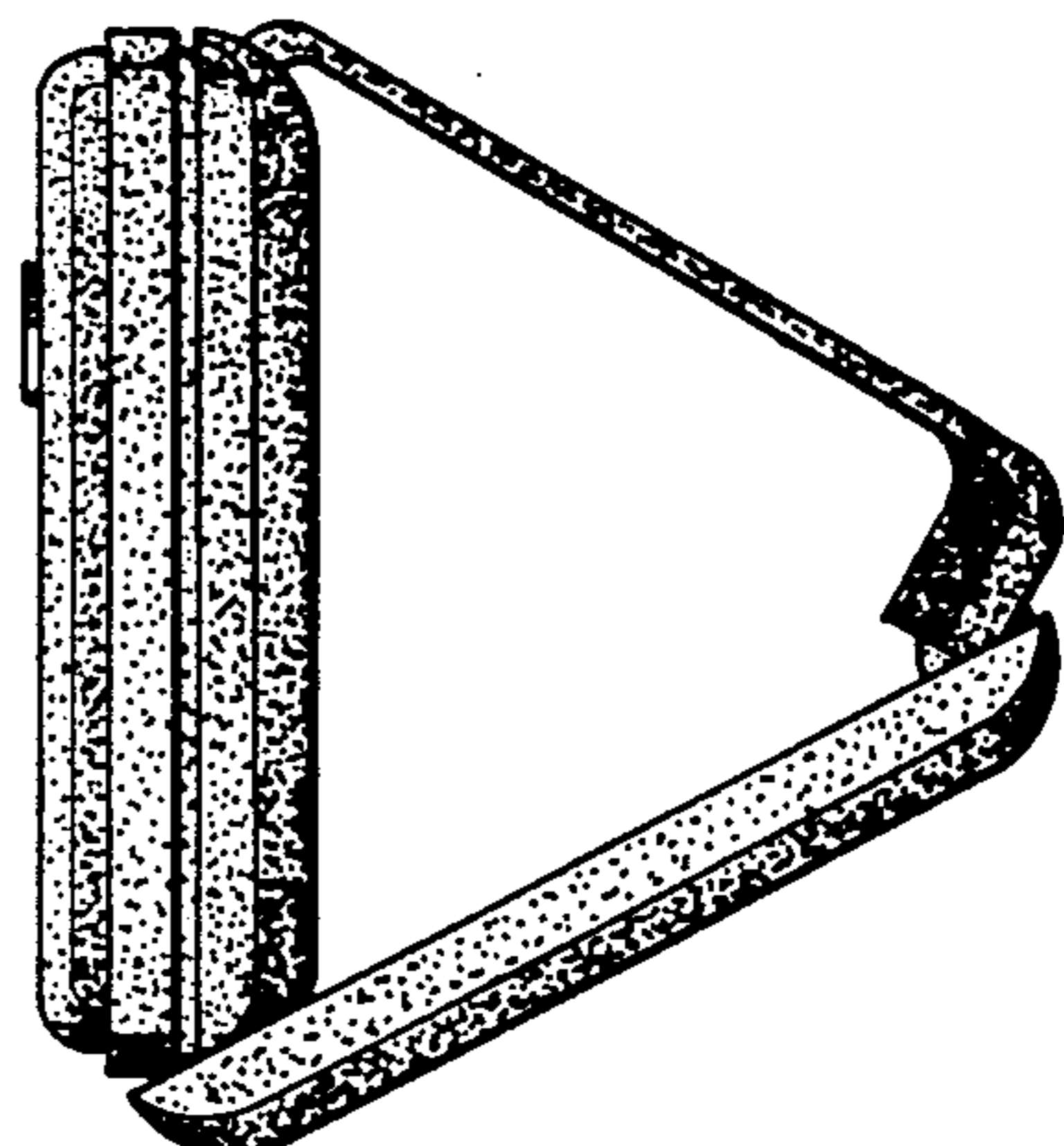


FIG. 6




FIG. 7




FIG. 8



FIG. 9




FIG. 10




FIG. 11




FIG. 12




FIG. 13

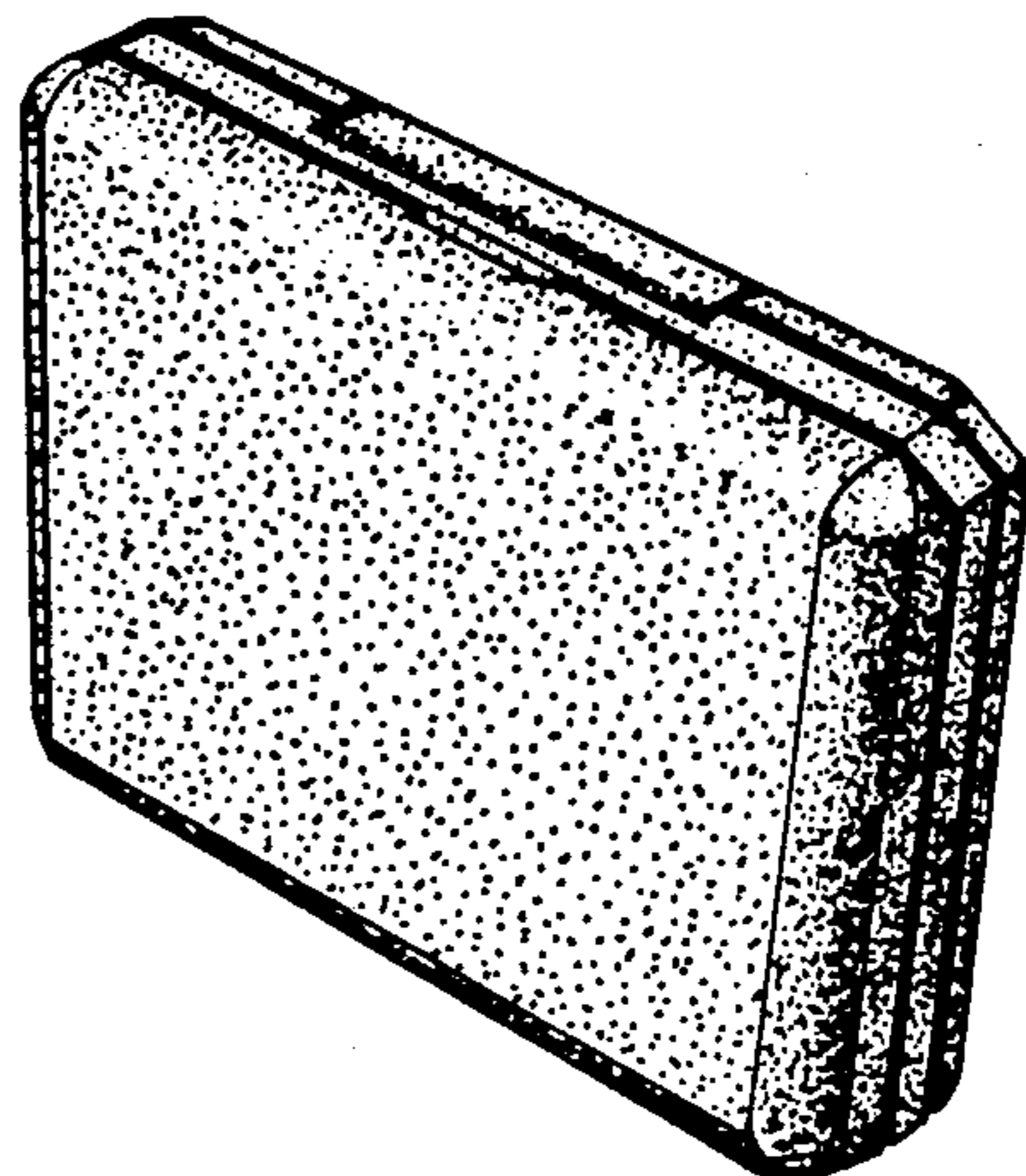


FIG. 14