

[54] FOOD PACKAGE

4,840,270 6/1989 Caputo et al. .... 206/629 X

[75] Inventor: John E. Kea, New Castle, Del.

OTHER PUBLICATIONS

[73] Assignee: Westvaco Corporation, New York, N.Y.

Modern Packaging, 6-1977, p. 18, top of the page.  
Modern Packaging, 7-1982, p. 19, top right of the page.

[\*\*] Term: 14 Years

Primary Examiner—Bernard Ansher  
Assistant Examiner—Prabhakar Deshmukh

[21] Appl. No.: 295,281

[57] CLAIM

[22] Filed: Jan. 10, 1989

The ornamental design for an food package, as shown and described.

[52] U.S. Cl. .... D9/425; D9/416

[58] Field of Search ..... D9/416, 420, 423, 432, D9/346, 431; D34/45; 206/45.24, 45.25, 620, 630, 628, 629, 634, 631.1; 229/122, 902, 916, 3.5 MF

DESCRIPTION

[56] References Cited

U.S. PATENT DOCUMENTS

D. 190,530	6/1961	Bender et al. ....	D9/416
D. 235,246	6/1975	Evans et al. ....	D9/416
D. 286,745	11/1986	Forbes, Jr. ....	D9/416
2,336,706	12/1943	Sunderhauf .....	206/631.1 X
3,346,166	10/1967	Koolnis .....	206/631.1 X
3,522,907	8/1970	Utterback, Jr. ....	206/628 X
3,853,261	12/1974	Moore .....	206/628 X
4,158,412	6/1979	Wysocki .....	206/628 X
4,351,473	9/1982	Manizza .....	206/628 X
4,361,266	11/1982	Killy .....	206/620 X

FIG. 1 is a top plan view of a food package showing my new design;  
 FIG. 2 is a front elevation thereof; the rear elevation being a mirror image thereof;  
 FIG. 3 is a right side elevation thereof; the left side elevation being a mirror image thereof;  
 FIG. 4 is a perspective view thereof;  
 FIG. 5 is a perspective view thereof; with the right side end in open position; and  
 FIG. 6 is a perspective view thereof; with the left side end in open position.  
 The solid lines shown in side elevations and perspective views represent cut lines. The essential feature of my design resides in the particular tearstrip shown.

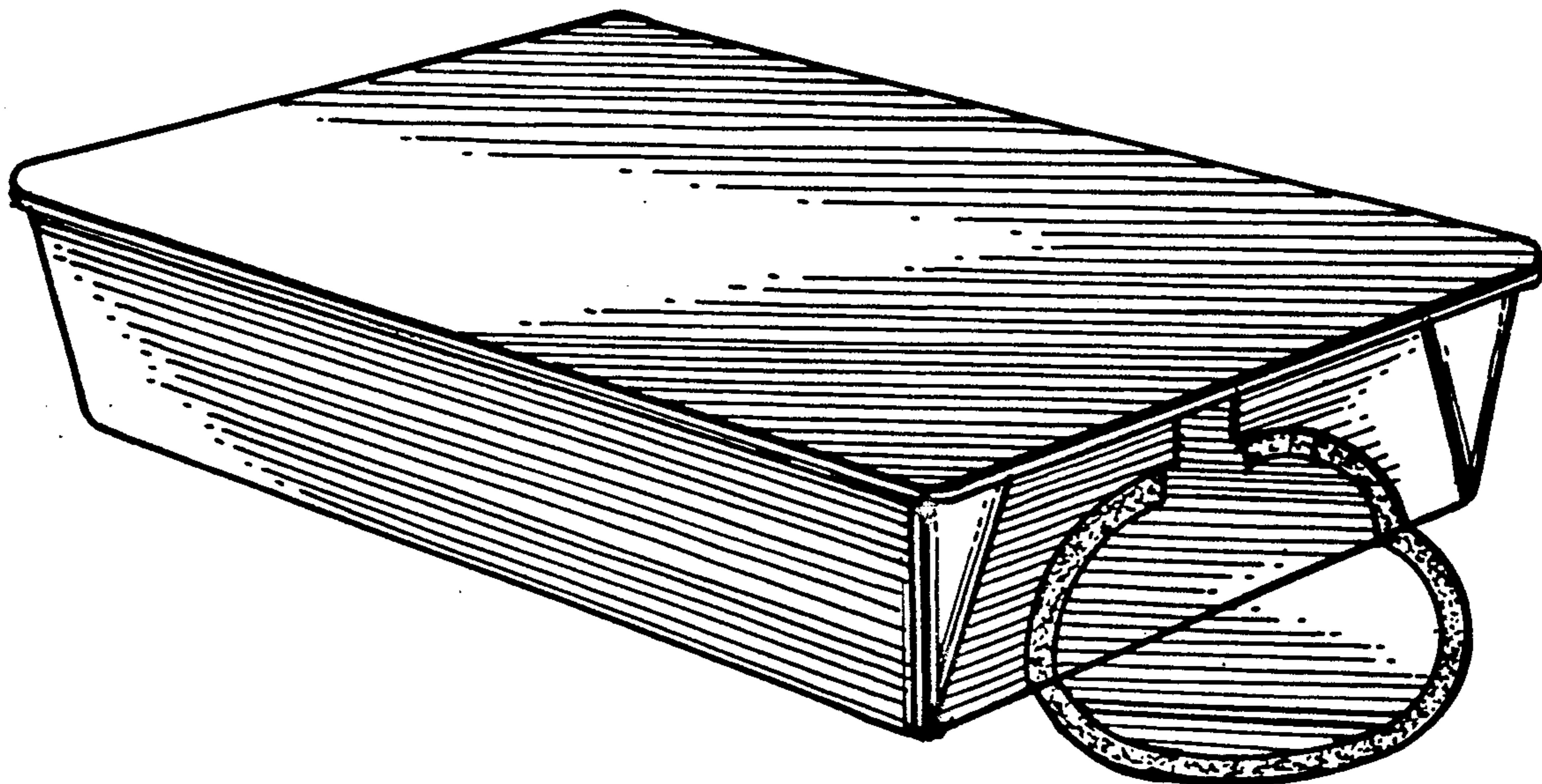


FIG. 1.

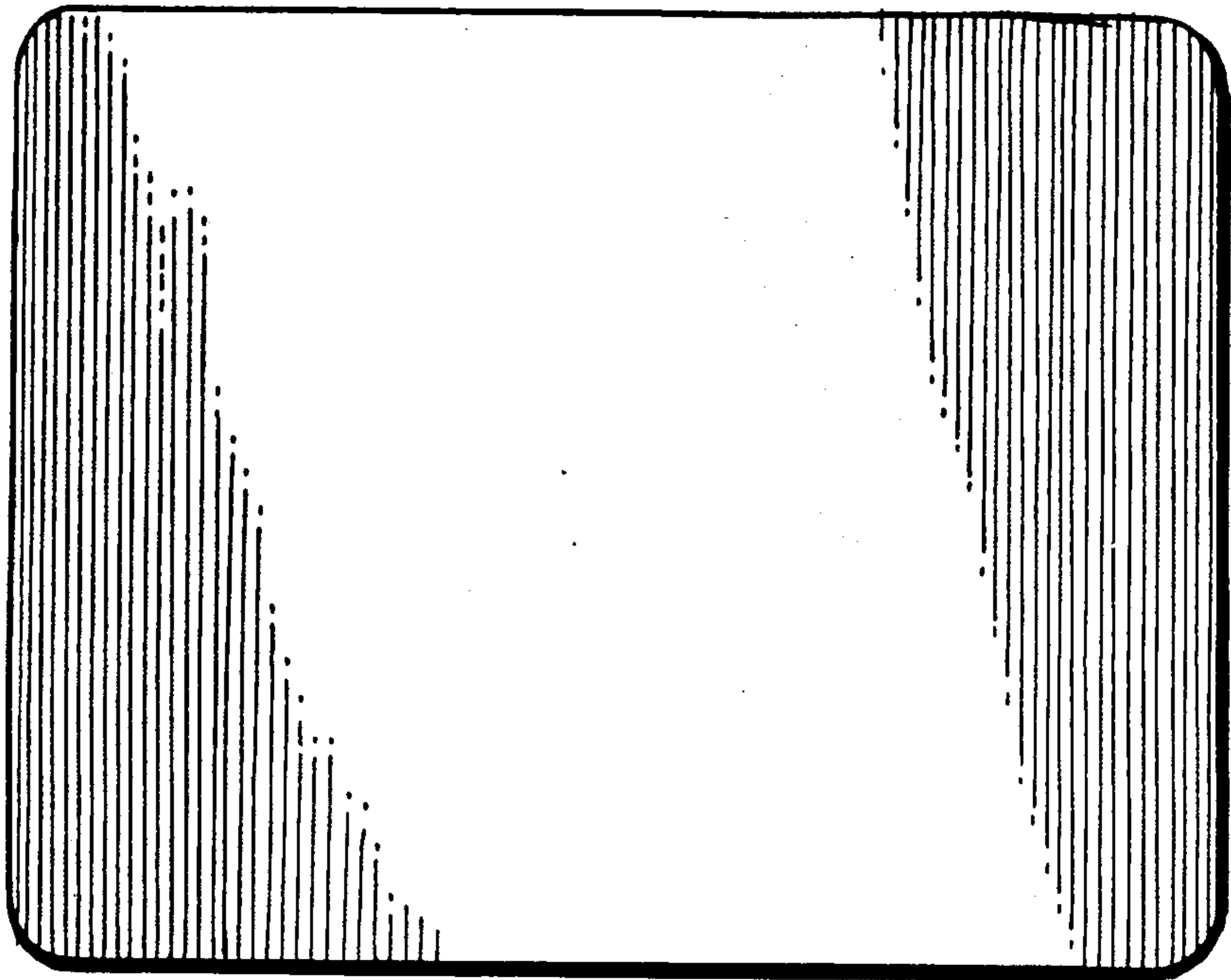


FIG. 2.




FIG. 3.

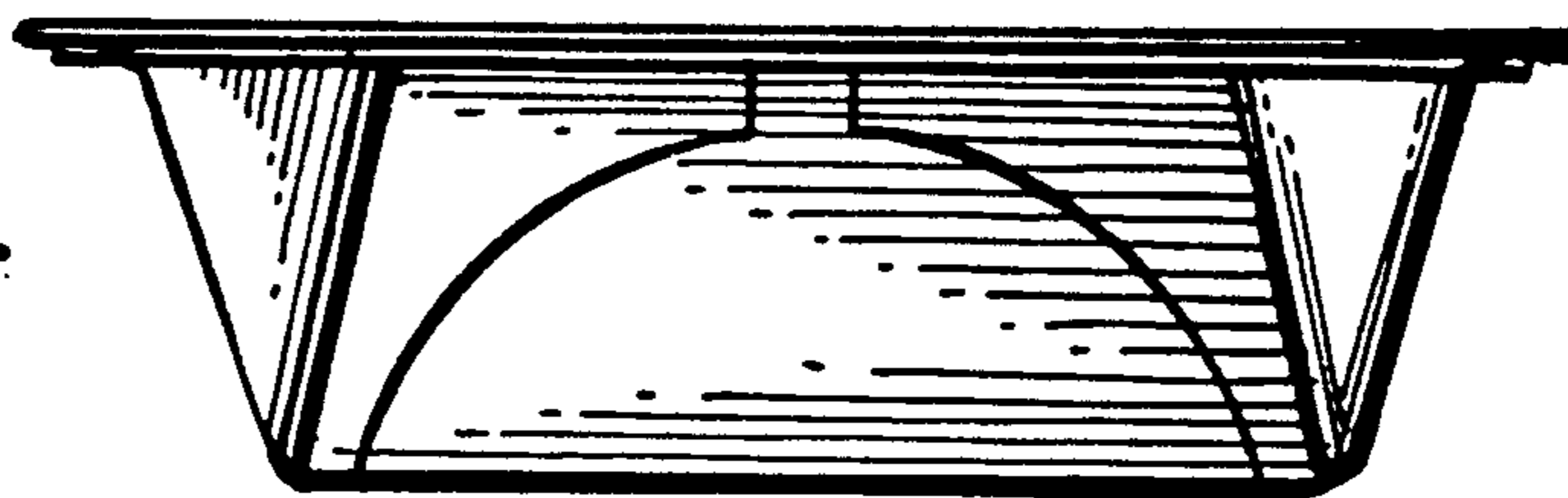


FIG. 4.

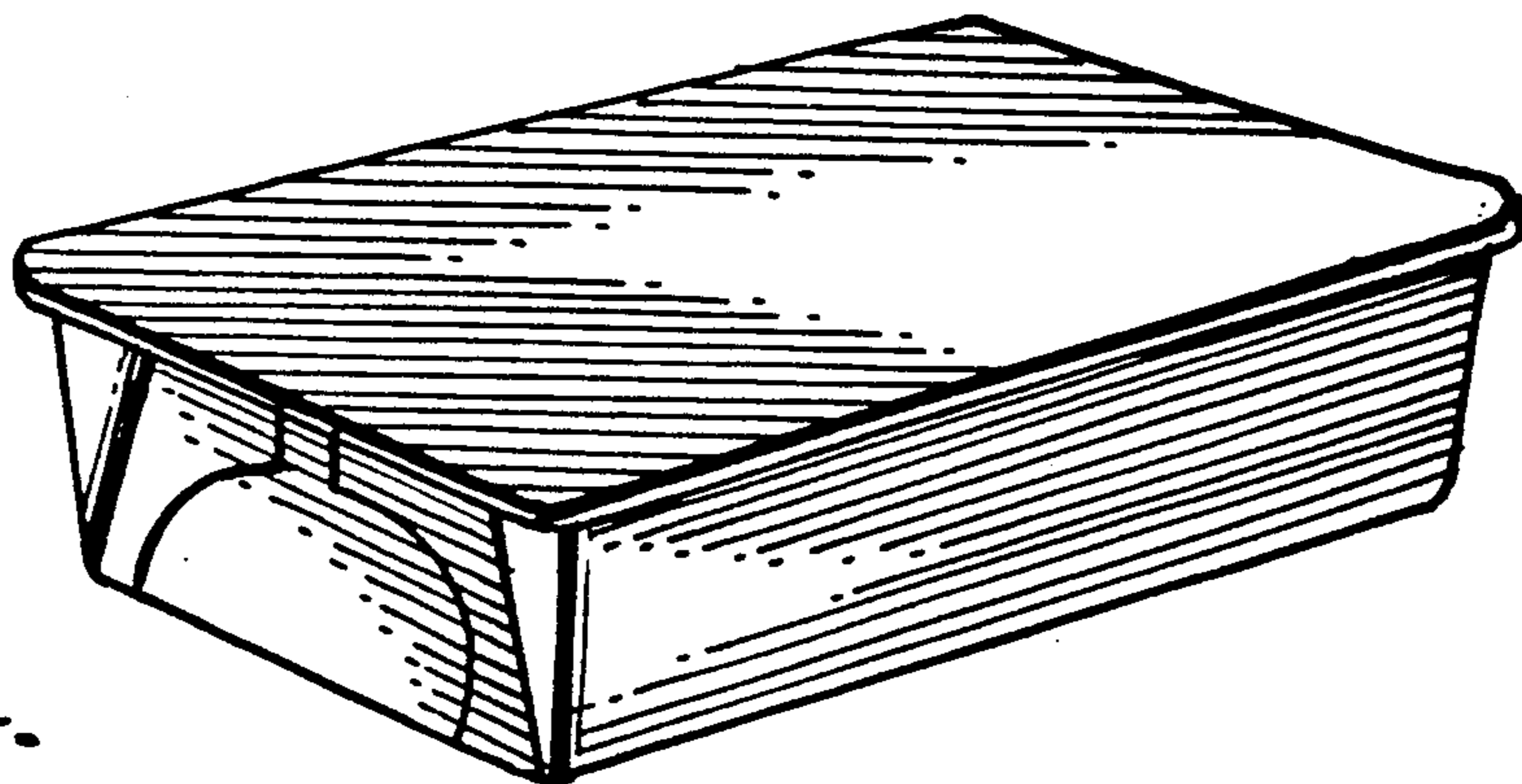


FIG. 5.

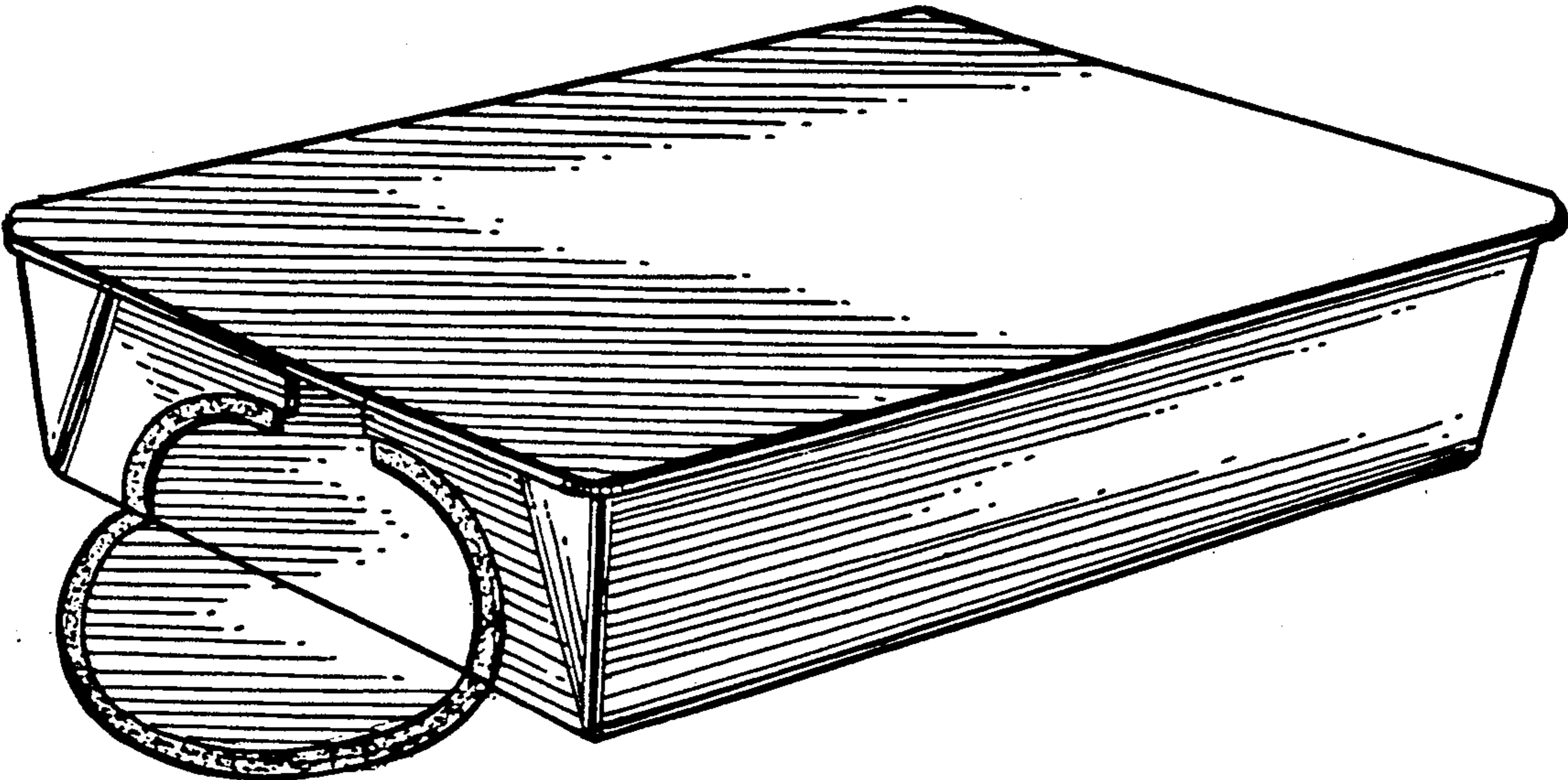


FIG. 6.

