

[54] **JEWELRY BOX**

[76] **Inventor: Myril Kaplan, 125 E. 144th St., Bronx, N.Y. 10451**

[*] **Notice: The portion of the term of this patent subsequent to Apr. 3, 2004 has been disclaimed.**

[**] **Term: 14 Years**

[21] **Appl. No.: 847,821**

[22] **Filed: Apr. 3, 1986**

[52] **U.S. Cl. D9/423; D9/432**

[58] **Field of Search D9/423, 420, 432, 433, D9/425, 428, 424; D3/30.1, 34, 74, 75; D28/83, 65-69, 72-85; 206/44.11, 44.12, 45.13, 44 R, 428, 519, 520; 229/41 B, 44 R, 16 R, 44**

[56] **References Cited**

U.S. PATENT DOCUMENTS

D. 9,110	2/1976	Chandler	D9/432
D. 9,689	1/1977	Morgan	D9/423
D. 174,454	4/1955	King	D9/423
D. 185,825	8/1959	Braun	D28/83
D. 204,504	4/1966	Braun	D9/423
D. 254,720	4/1980	Schuander	D9/423
D. 259,398	6/1981	Schiffman	D9/423

OTHER PUBLICATIONS

Jeweler's Circular/Keystone 6/21/78, p. 5, Jewelry Box No. 190E.

Jeweler's Circular/Keystone 6/21/79, p. 15, Jewelry Box No. 195.

Jeweler Circular/Keystone 6/20/75, p. 31, Tempo Box No. 195.

Tory Jewel Box Corp., Catalog No. 50, Jan. 1950, p. 11, Jewel Box Etude, Style 19.

Primary Examiner—Bernard Ansher

Assistant Examiner—Prabhakar Deshmukh

Attorney, Agent, or Firm—Lewis H. Eslinger

[57] **CLAIM**

The ornamental design for a jewelry box, as shown and described.

DESCRIPTION

FIG. 1 is a perspective view of a jewelry box, showing my new design;

FIG. 2 is a right-side elevational view thereof, the left-side being a mirror image;

FIG. 3 is a front-end elevational view thereof;

FIG. 4 is a back-end elevational view thereof; and

FIG. 5 is a top, plan view thereof; the bottom being plane and unornamented.

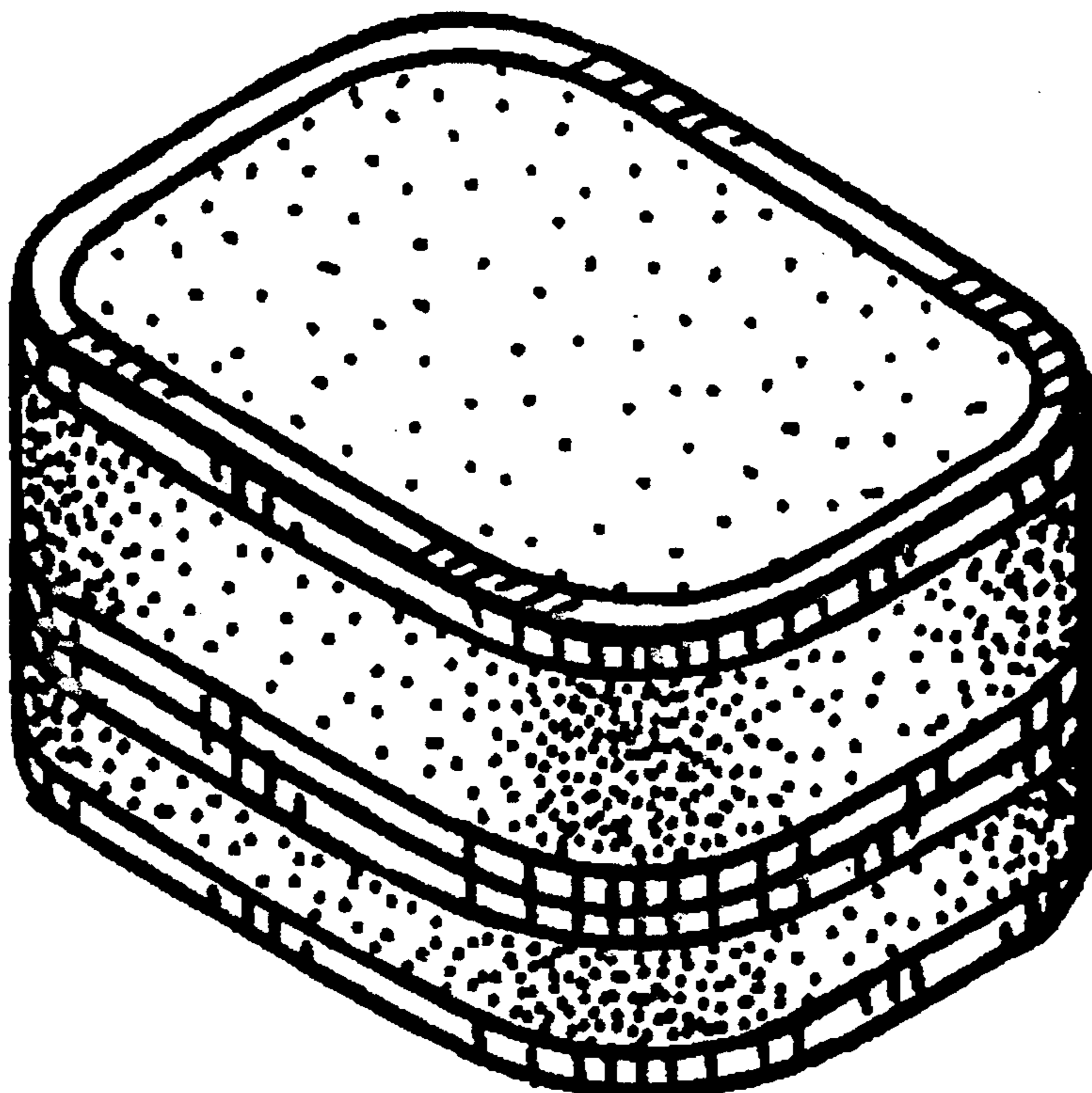


FIG. 1




FIG. 2




FIG. 3

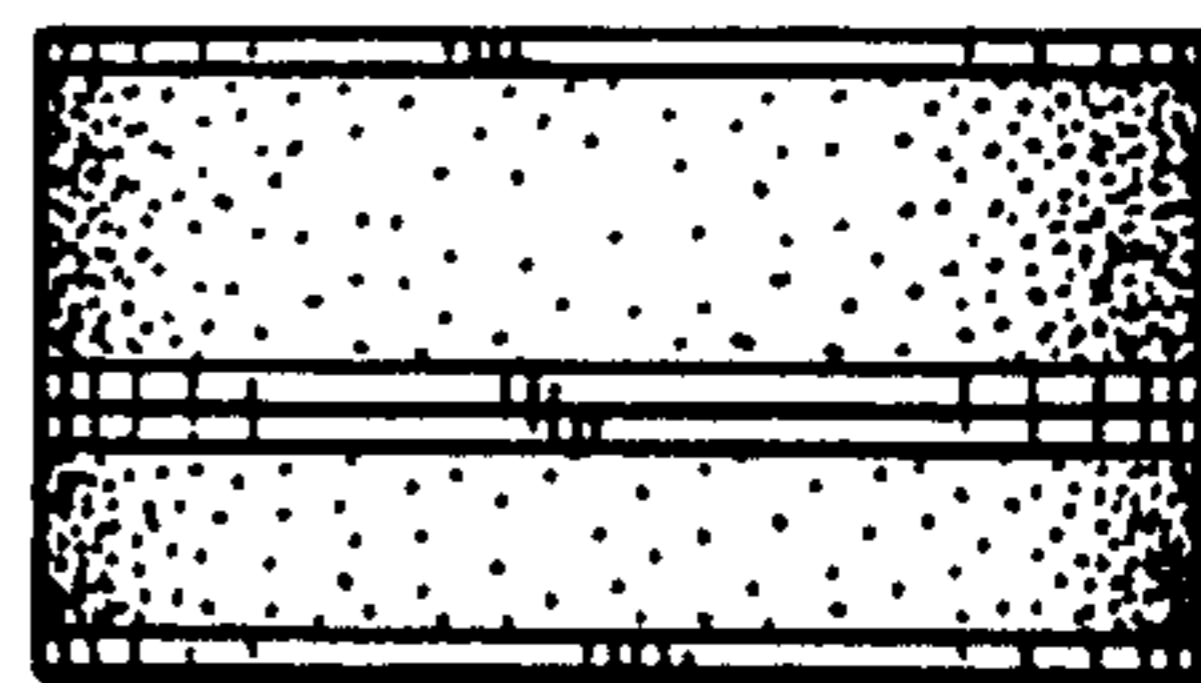


FIG. 4

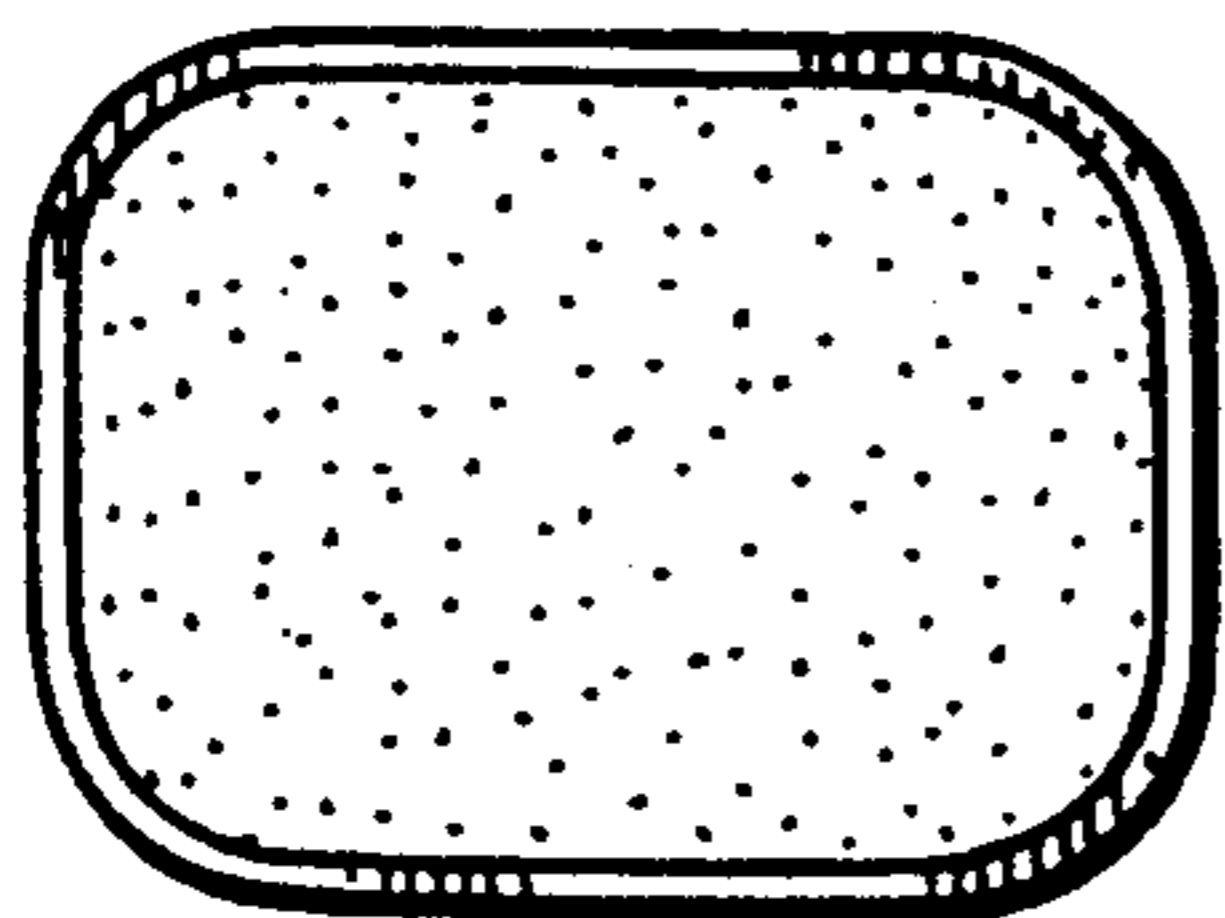
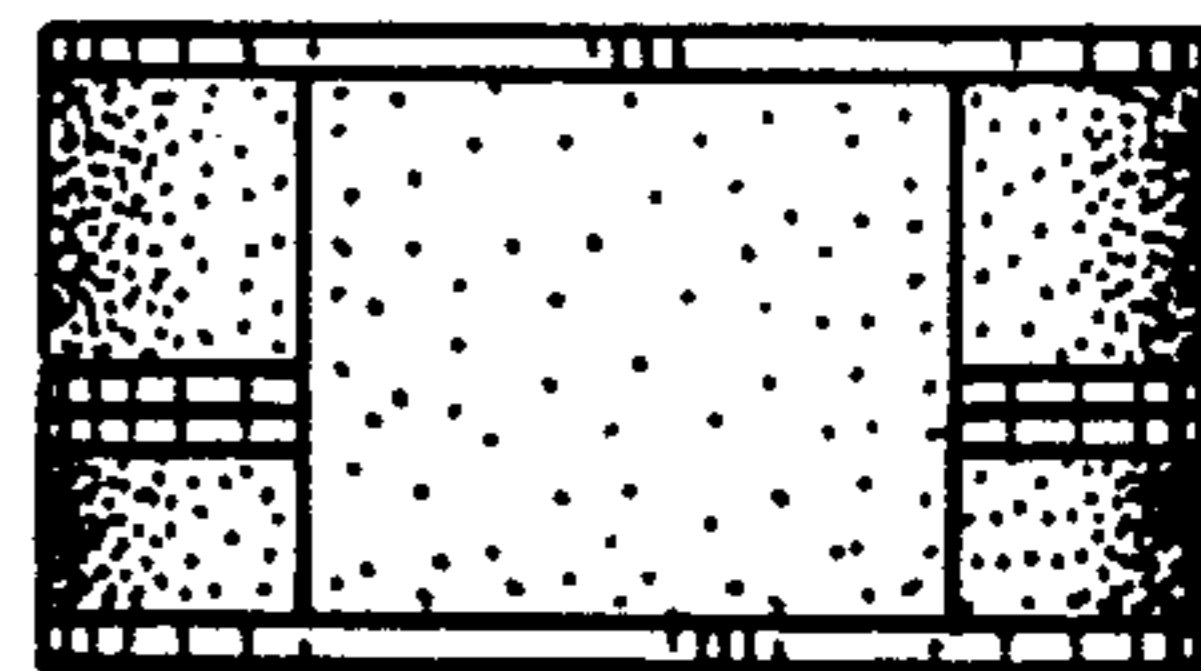


FIG. 5