

[54] KNIFE

[76] Inventor: Joseph M. DiGangi, 5565 W. Walnut Cir., Espanola, N. Mex. 87532

[**] Term: 14 Years

[21] Appl. No.: 87,651

[22] Filed: Aug. 20, 1987

[52] U.S. Cl. D7/649; D8/98

[58] Field of Search D7/137, 150, 151, 152, D7/395, 148, 141; D22/118; D8/98, 102; 30/342, 343, 344, 355

[56] References Cited

U.S. PATENT DOCUMENTS

- D. 172,132 12/1953 Dalessandro D7/151
- D. 183,865 11/1958 Stephensen D7/137
- D. 184,576 3/1959 Pancari D8/102
- D. 233,002 10/1974 Bagwell 30/355 X
- D. 269,244 6/1983 Becher D7/151

OTHER PUBLICATIONS

- Gifts & Decorative Accessories*, Aug. 1980, p. 134, Connoisseur Snack Knife/Carvel Hall—top left.
- House & Garden*, Nov. 1973, p. 153, American Con-

sumer, Inc., Cleaver, Cook's Knife, Paring Knife shown.

Super Chef Gourmet Knives, Flyer, 2nd and 3rd Knife down.

How to Make Your Own Knives . . . etc., by Blandford, ©1979, p. 91, Wood Carving Knife, 2nd from bottom.

Primary Examiner—Winifred E. Herrmann

Attorney, Agent, or Firm—John R. Lansdowne

[57] CLAIM

The ornamental design for a knife, as shown and described.

DESCRIPTION

FIG. 1 is a side elevational view of a knife showing my new design as embodied in a chef's knife, the opposite side being of substantially the same appearance;

FIG. 2 is a side elevational view of a knife showing my new design as embodied in a sandwich knife, the opposite side being of substantially the same appearance;

FIG. 3 is a side elevational view of a knife showing my new design as embodied in a utility knife, the opposite side being of substantially the same appearance;

FIG. 4 is a side elevational view of a knife showing my new design as embodied in a paring knife, the opposite side being of substantially the same appearance;

FIGS. 5 through 20 are shown on an enlarged scale of FIGS. 1 through 4 for purpose of clarity of illustration.

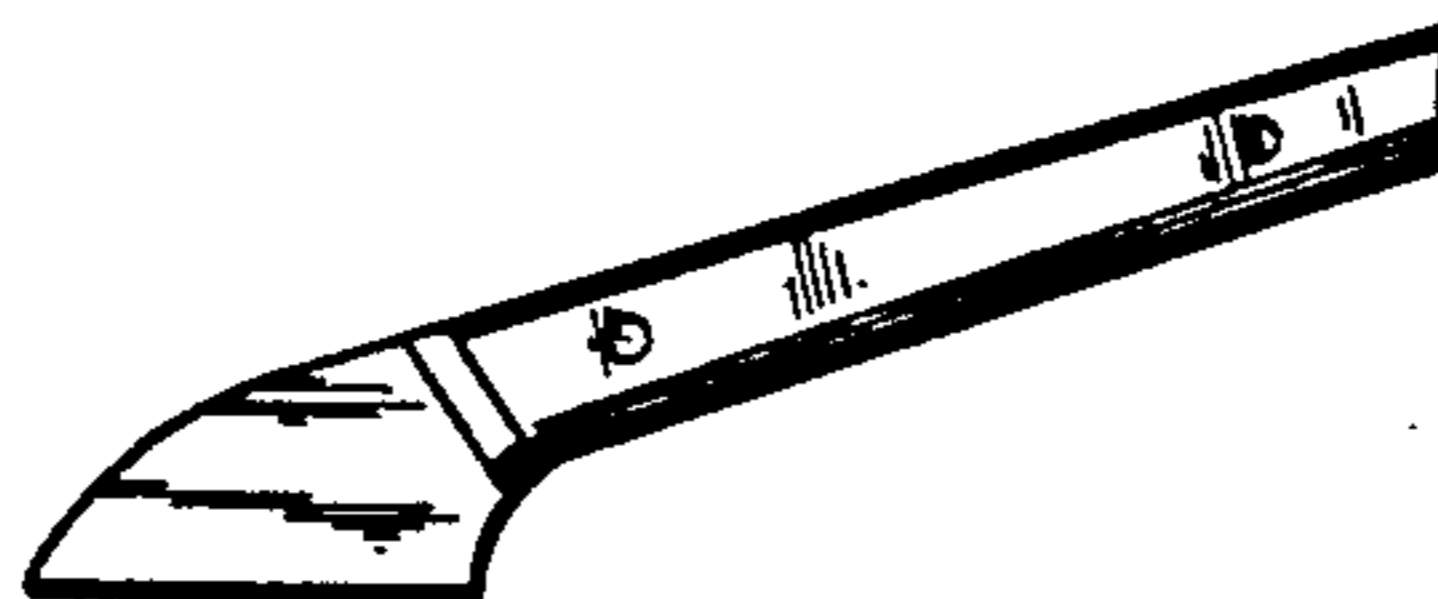
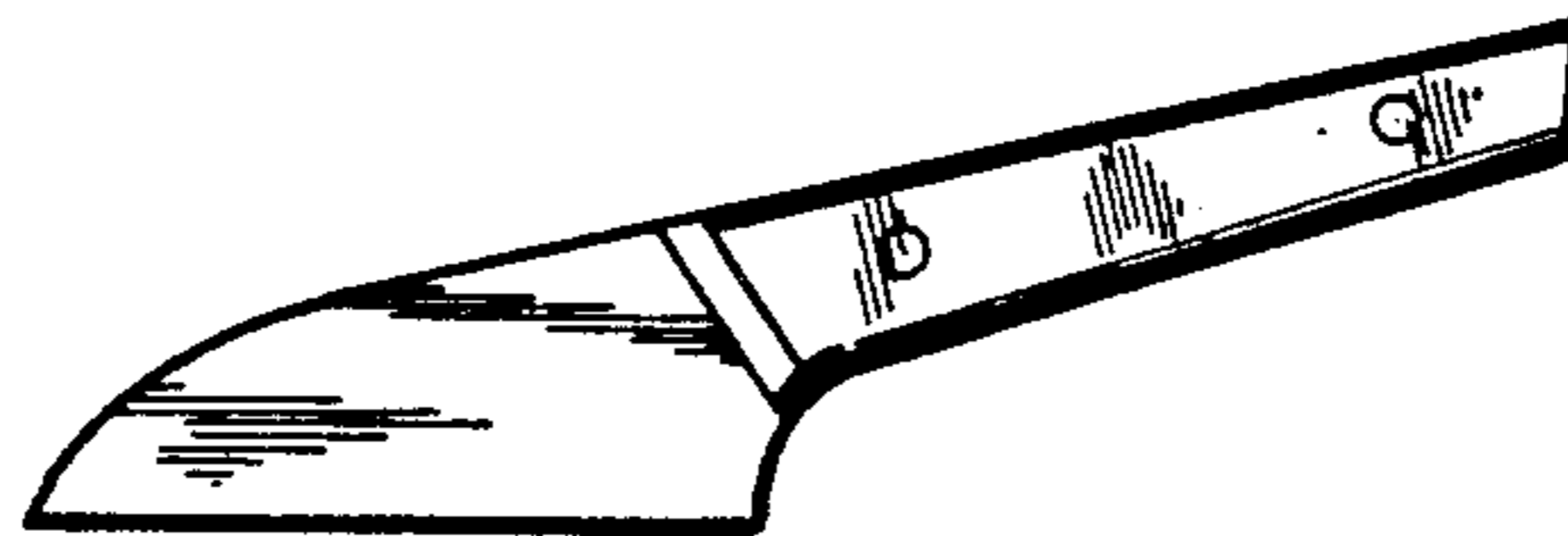
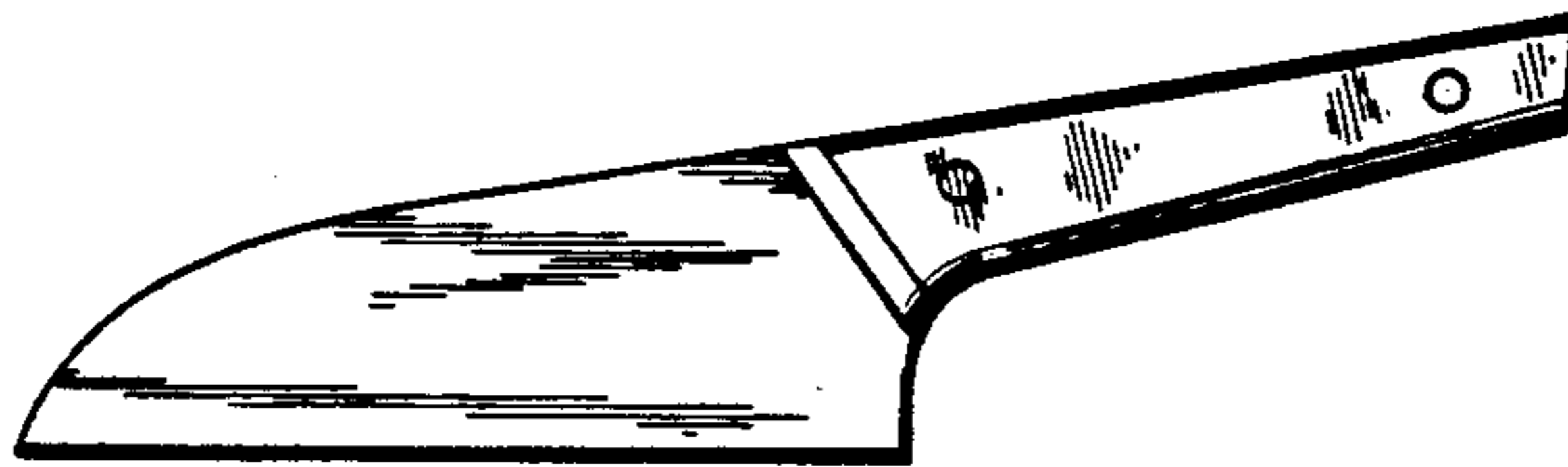



FIG. 1




FIG. 2

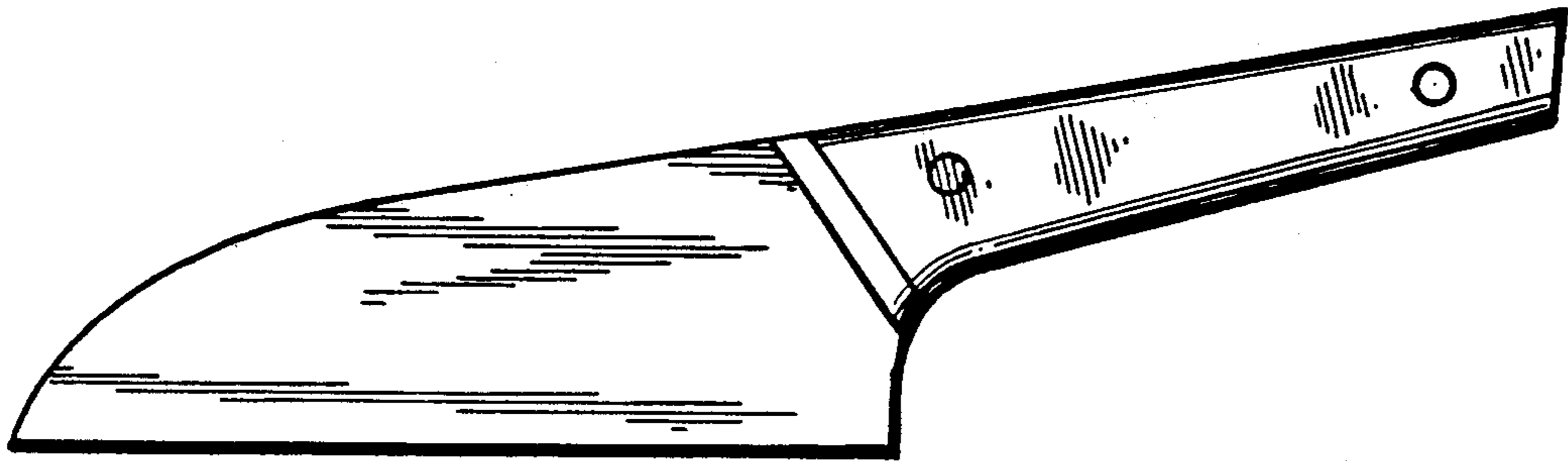


FIG. 3




FIG. 4

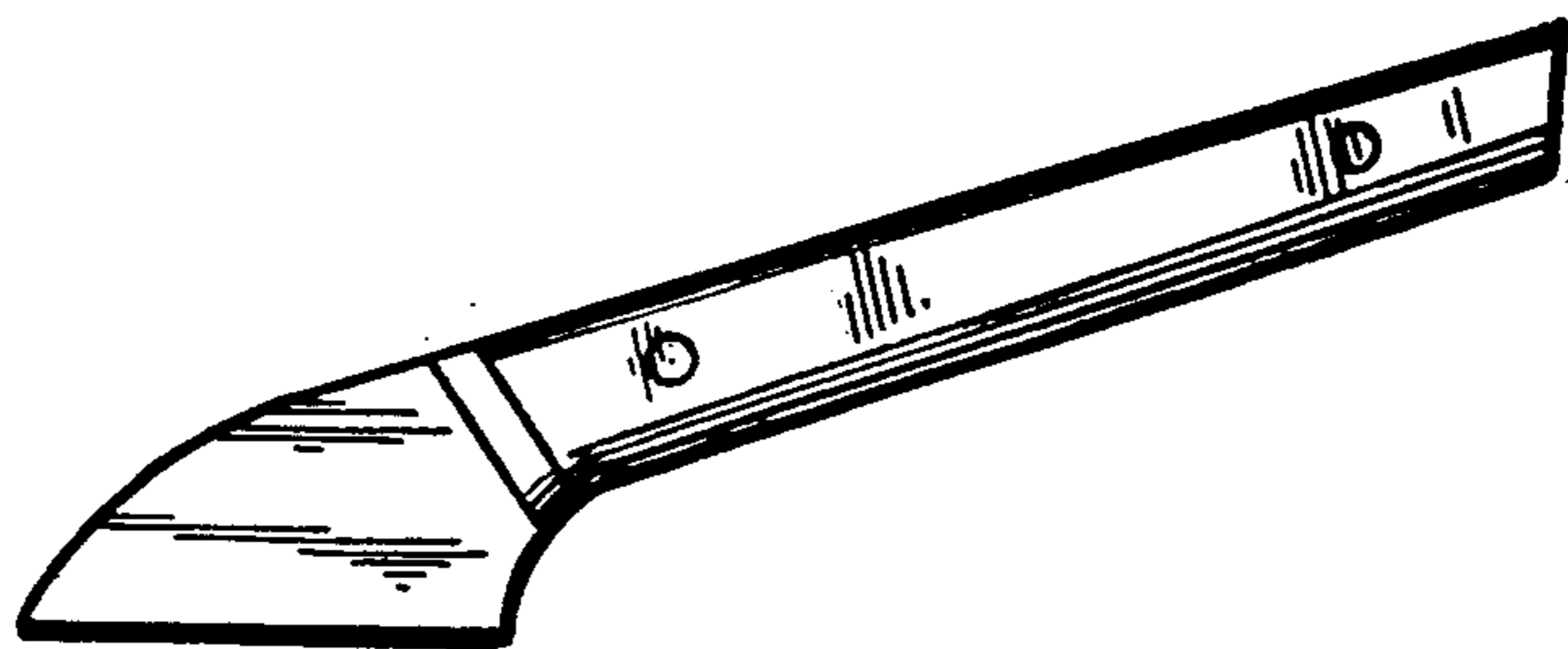




FIG. 5

FIG. 6

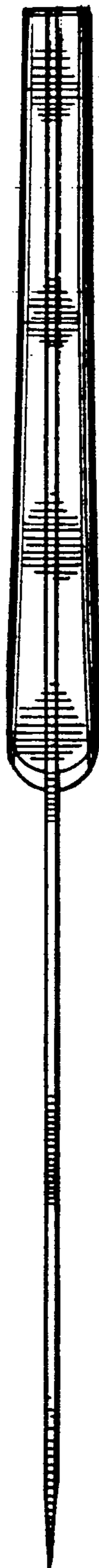


FIG. 7



FIG. 8

FIG. 9

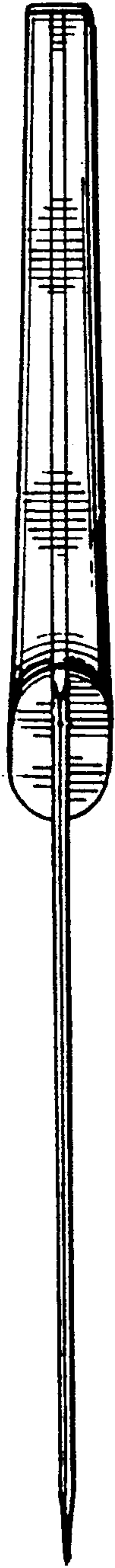


FIG. 10



FIG. 12



FIG. 11

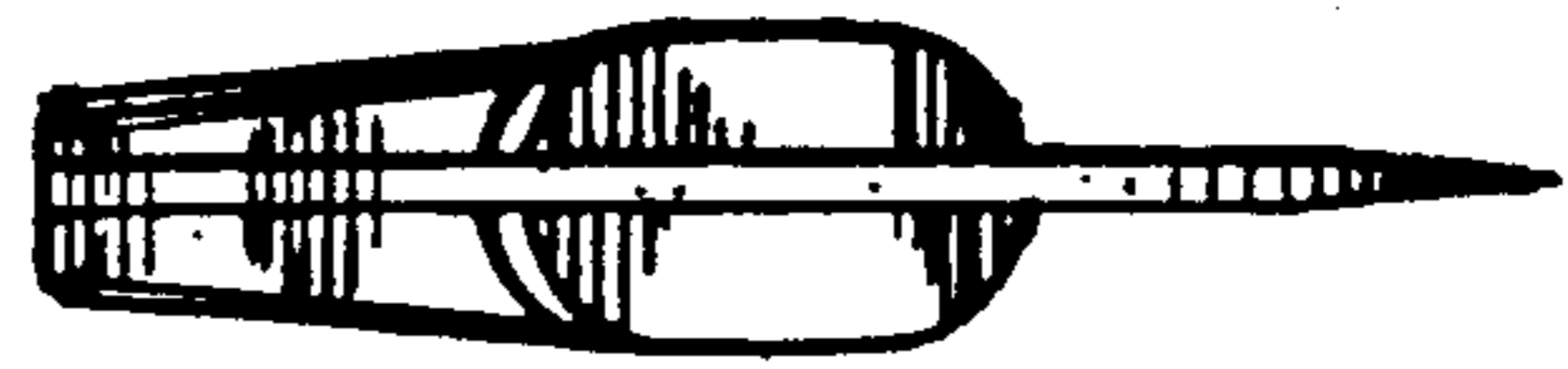


FIG. 13



FIG. 14



FIG. 15



FIG. 16



FIG. 17



FIG. 18



FIG. 19



FIG. 20

