

[54] JUICE DISPENSER

[75] Inventors: George L. Thompson, Snellville; Kenneth G. Smazik; Jonathan Kirschner, both of Marietta; William S. Credle, Jr., Stone Mountain; Rickey D. Burns, Atlanta, all of Ga.

[73] Assignee: The Coca-Cola Company, Atlanta, Ga.

[**] Term: 14 Years

[21] Appl. No.: 160,567

[22] Filed: Feb. 24, 1988

Related U.S. Application Data

[63] Continuation-in-part of Ser. No. 924,532, Oct. 29, 1986, Pat. No. Des. 309,395.

[52] U.S. Cl. D7/311

[58] Field of Search D7/306, 305, 307, 308, D7/311, 309, 310, 312, 300, 397, 398; 222/129.1, 146.6, 129.2; 62/389, 390

[56] References Cited

U.S. PATENT DOCUMENTS

- D. 205,702 9/1966 Christine et al. D7/311
- D. 242,084 10/1976 Moreton D7/311
- D. 265,653 8/1982 Arzberger et al. D7/311

- D. 272,976 3/1984 LaLumiere D7/311
- 3,248,011 4/1966 Brodsky et al. D7/311 X
- 4,590,975 5/1986 Credle, Jr. D7/308 X

OTHER PUBLICATIONS

Foodservice Equipment & Supplies Specialist, Aug. 1987, p. 157, Ice Maker/Beverage Dispenser-Remcor Model SID-650-80.

Primary Examiner—Winifred E. Herrmann
Attorney, Agent, or Firm—Thomas R. Boston; W. Dexter Brooks



[57] CLAIM

The ornamental design for a juice dispenser, as shown and described.

DESCRIPTION

FIG. 1 is a top, front, and left side perspective view of a juice dispenser showing our new design; FIG. 2 is a front elevational view thereof; FIG. 3 is a rear elevational view thereof; FIG. 4 is a left side elevational view thereof; FIG. 5 is a right side elevational view thereof; FIG. 6 is a top plan view thereof; and FIG. 7 is a bottom plan view thereof.

The broken line showing the dispenser nozzle in FIGS. 4 and 5 is illustrative of environmental structure only and forms no part of the claimed design.



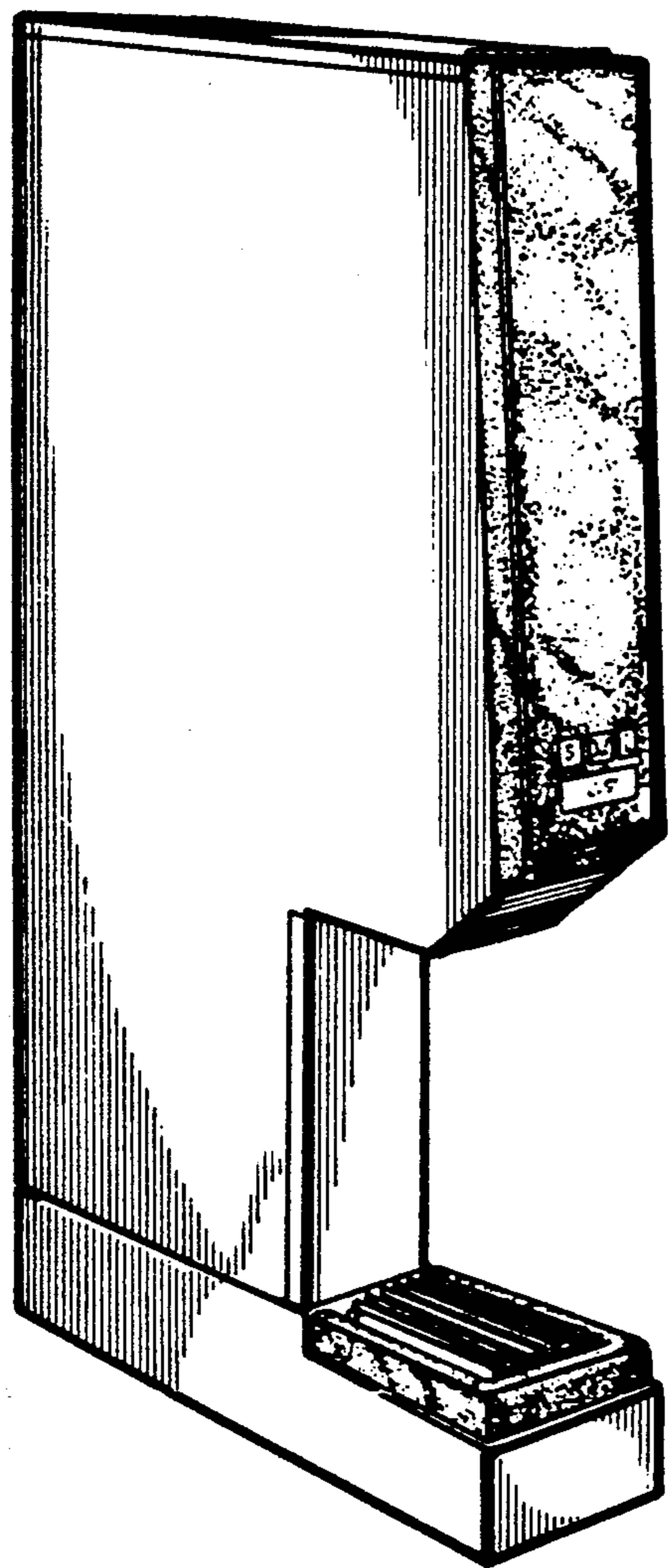


FIG 1



FIG 2

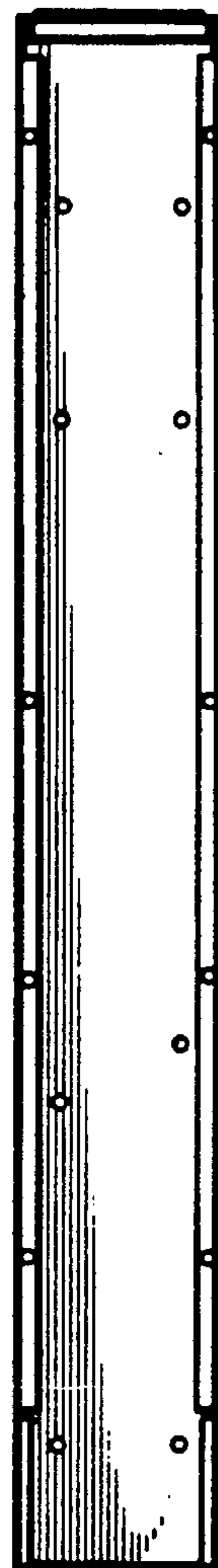


FIG 3

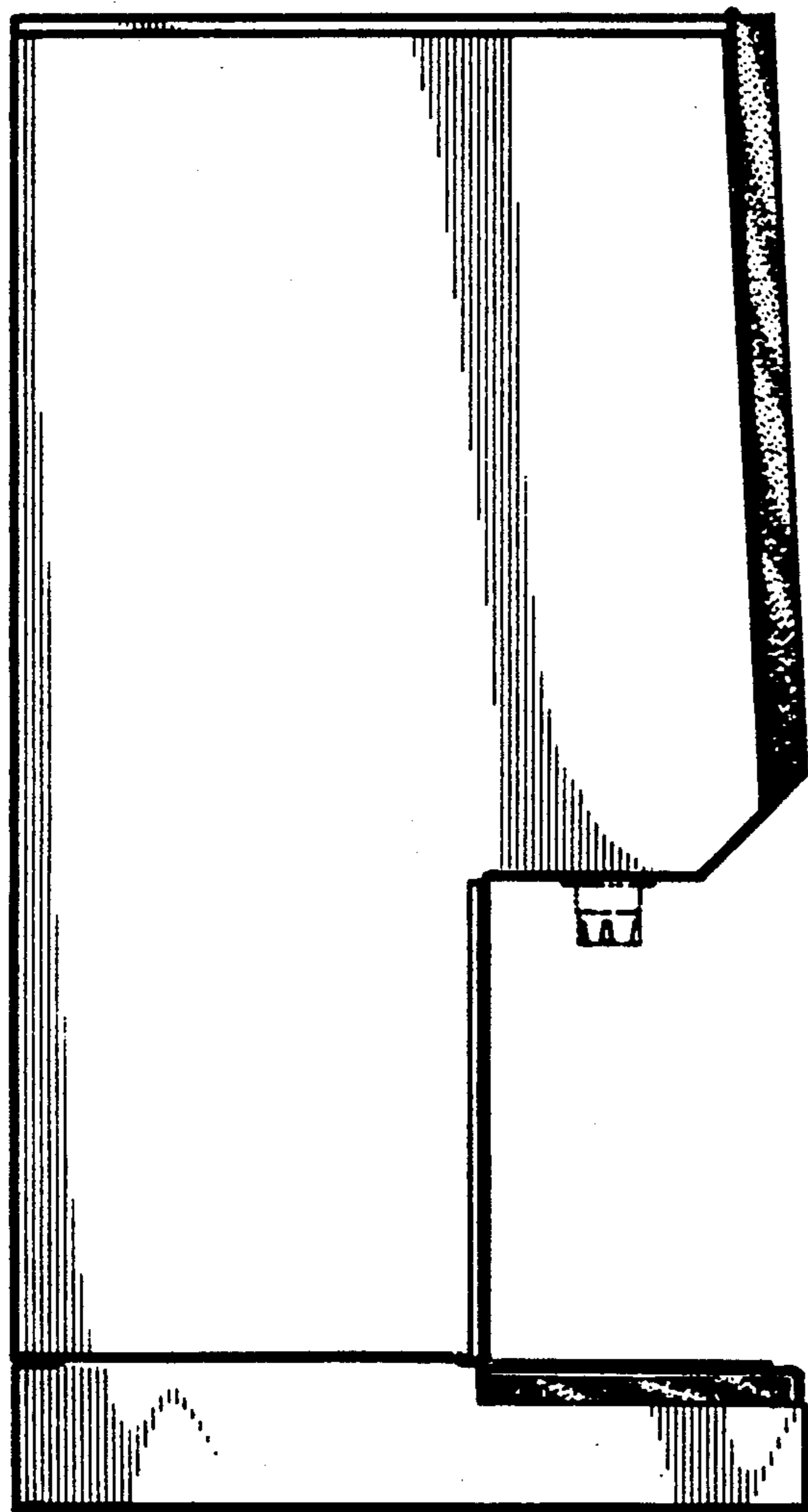


FIG 4

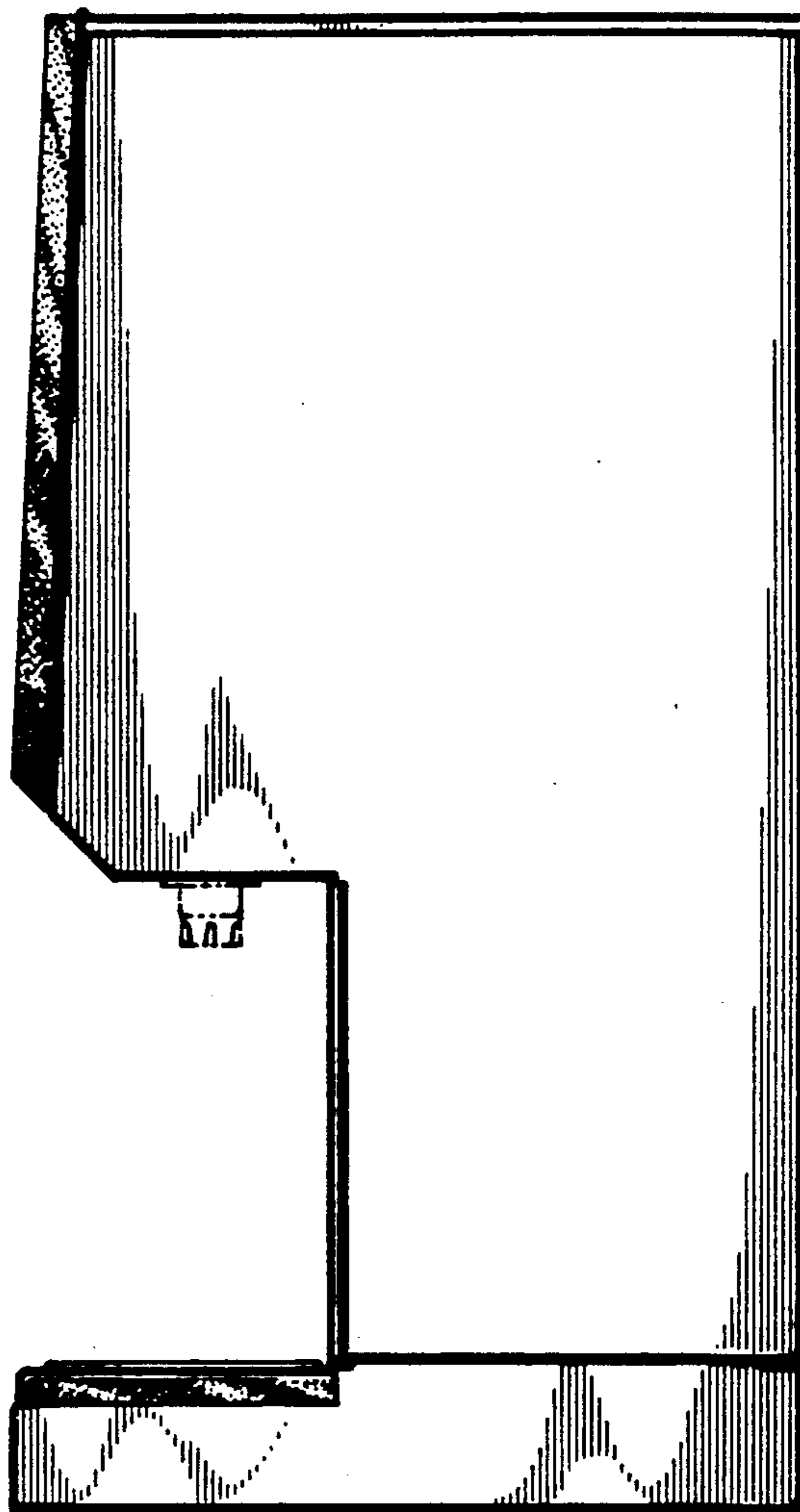


FIG 5



FIG 6

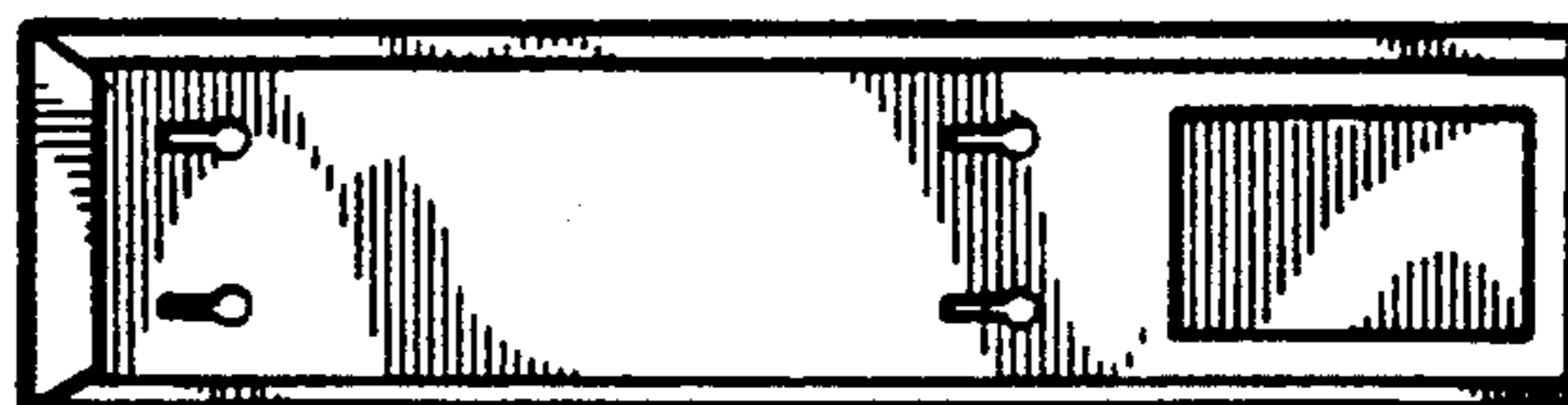


FIG 7