

United States Patent [19]

Bauer

[11] Patent Number: **Des. 315,999**

[45] Date of Patent: **** Apr. 9, 1991**

[54] **LOCKER RECEPTACLE**

[76] Inventor: **Thomas L. Bauer, 1130 SW. Myrtle Dr., Portland, Oreg. 97201 .**

[**] Term: **14 Years**

[21] Appl. No.: **283,518**

[22] Filed: **Dec. 12, 1988**

[52] U.S. Cl. **D6/567**

[58] Field of Search **D6/512, 552-553, D6/567, 574; 211/13, 49.1, 59.2, 59.1, 70.6, 70.7, 71, 74, 75, 86, 88, 90, 126, 134**

[56] **References Cited**

U.S. PATENT DOCUMENTS

- | | | | |
|------------|---------|----------------------|----------|
| D. 141,423 | 5/1945 | Lewis | D6/573 |
| D. 261,698 | 11/1981 | Humble | D6/553 X |
| D. 285,511 | 9/1986 | Loscalzo et al. | D6/573 |
| D. 287,203 | 12/1986 | Jenkins et al. | D6/573 |
| D. 303,053 | 8/1989 | Albert et al. | D6/552 |

- | | | | |
|------------|---------|---------------|----------|
| D. 304,656 | 11/1989 | Hancock | D6/553 |
| 3,189,185 | 6/1965 | Grasso | 211/59.2 |
| 4,446,972 | 5/1984 | Sussman | 211/60.1 |

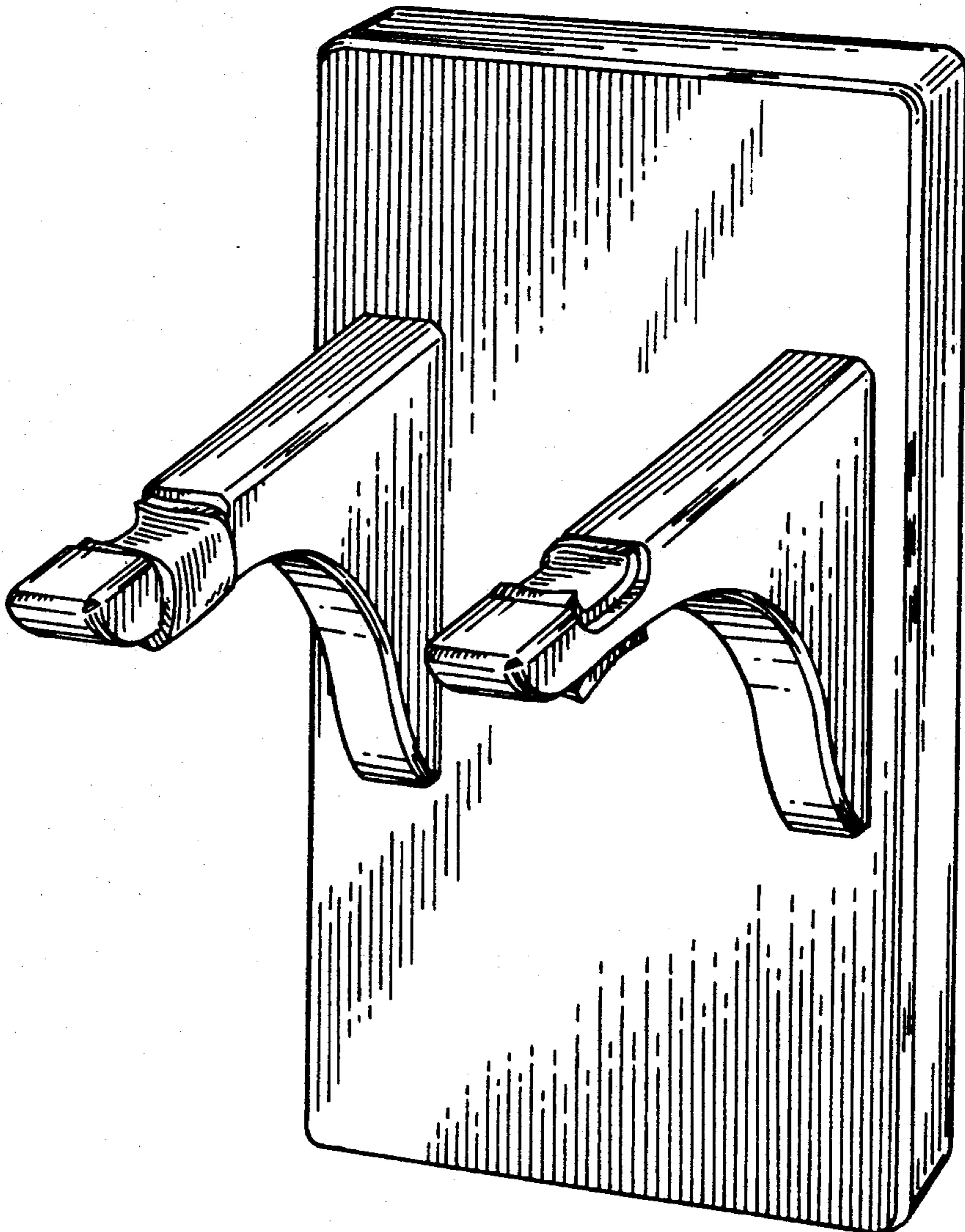
Primary Examiner—Wallace R. Burke
Assistant Examiner—Brian N. Vinson
Attorney, Agent, or Firm—Eugene D. Farley

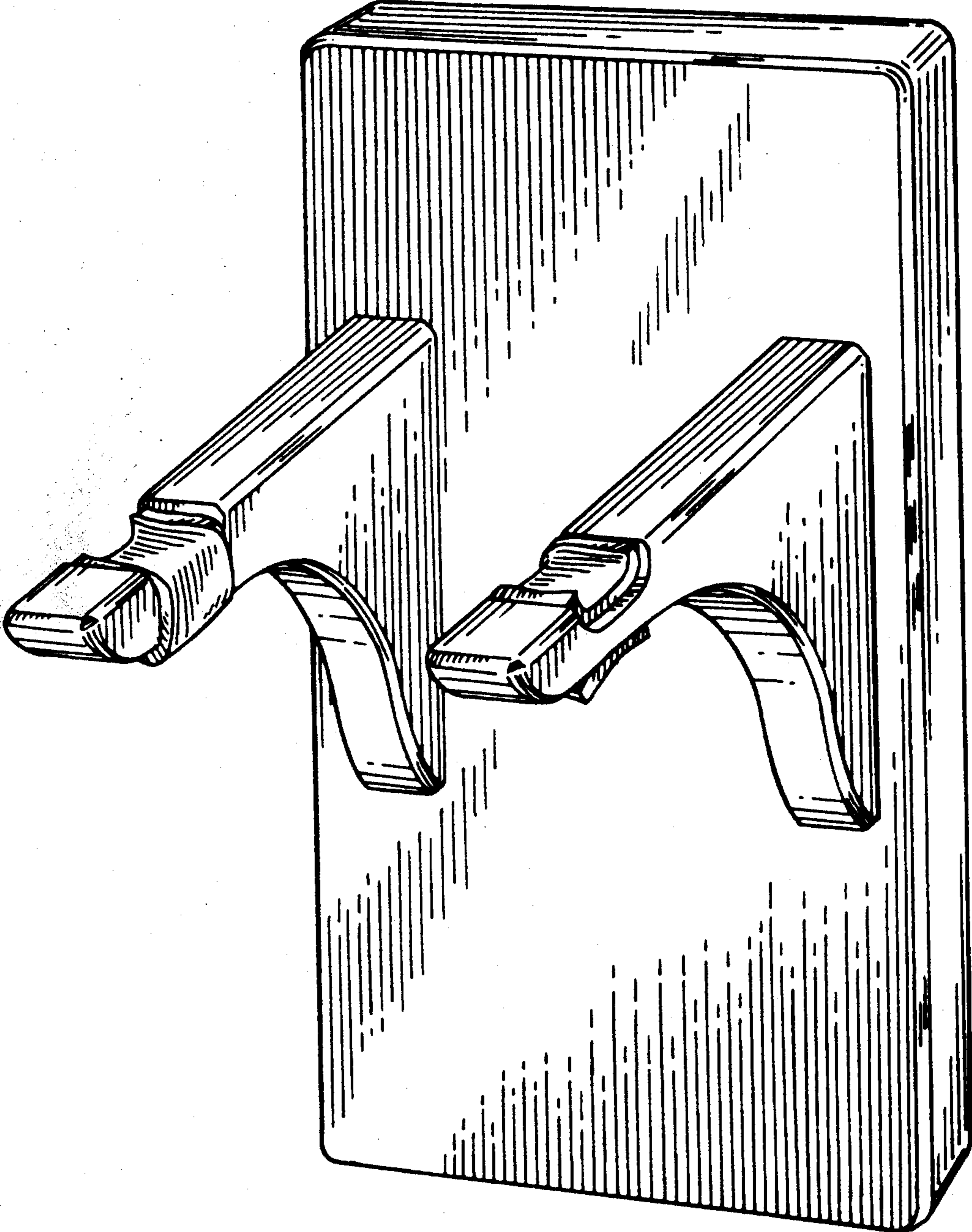
[57] **CLAIM**

The ornamental design for a locker receptacle, as shown and described.

DESCRIPTION

FIG. 1 is a top, front, and left side perspective view of a locker receptacle showing my new design; FIG. 2 is an enlarged top plan view thereof; FIG. 3 is an enlarged front elevational view thereof; FIG. 4 is an enlarged right side elevational view thereof, the left side being a mirror image of that shown; FIG. 5 is an enlarged bottom plan view thereof; and FIG. 6 is an enlarged rear elevational view thereof.





FIGURE



United States Patent Office

PTO - BOYERS, PA Duty Station

MISSING PAGE TEMPORARY NOTICE

PATENT # D 315,999 FOR ISSUE DATE 4-9-1991

HAS BEEN SCANNED, BUT WITH MISSING PAGE(S). UPON RECEIVING OF MISSING PAGE(S), THE ENTIRE DOCUMENT WILL BE RESCANNED.

PLEASE CALL IMAGE DATA ADMINISTRATION STAFF OF 557-6154 IF YOU HAVE A QUESTION. ASK FOR DAVE GROOMS, ANITA YOUNG OR POLA JONES.

THIS NOTICE IS FOR THE MISSING PAGE CONTAINING:

DRAWING SHEET # 2 and the rest

Data Conversion Operation

Boyers, Pa

UNITED STATES PATENT AND TRADEMARK OFFICE
CERTIFICATE OF CORRECTION

PATENT NO. : Des. 315, 999
DATED : 4/9/91
INVENTOR(S) : THOMAS L. BAUER

Page 1 of 3

It is certified that error appears in the above-identified patent and that said Letters Patent is hereby corrected as shown below:

The title page, showing an illustrative figure, should be deleted and substitute therefor the attached title page.

The Drawing Sheet 1 of 1 should be deleted and substitute therefor Drawing Sheet consisting of FIG. 1-6 as shown on the attached pages.

Signed and Sealed this
Twenty-third Day of February, 1993

Attest:

STEPHEN G. KUNIN

Attesting Officer

Acting Commissioner of Patents and Trademarks

United States Patent [19]
Bauer

[11] **Patent Number: Des. 315,999**
 [45] **Date of Patent: ** Apr. 9, 1991**

[54] **LOCKER RECEPTACLE**
 [76] **Inventor: Thomas L. Bauer, 1130 SW. Myrtle Dr., Portland, Oreg. 97201**
 [**] **Term: 14 Years**
 [21] **Appl. No.: 283,518**
 [22] **Filed: Dec. 12, 1988**
 [52] **U.S. Cl. D6/567**
 [58] **Field of Search D6/512, 552-553, D6/567, 574; 211/13, 49.1, 59.2, 59.1, 70.6, 70.7, 71, 74, 75, 86, 88, 90, 126, 134**

D. 304,656 11/1989 Hancock D6/553
 3,189,185 6/1965 Grasso 211/59.2
 4,446,972 5/1984 Sussman 211/60.1

Primary Examiner—Wallace R. Burke
Assistant Examiner—Brian N. Vinson
Attorney, Agent, or Firm—Eugene D. Farley

[57] **CLAIM**

The ornamental design for a locker receptacle, as shown and described.

DESCRIPTION

FIG. 1 is a top, front, and left side perspective view of a locker receptacle showing my new design;
 FIG. 2 is an enlarged top plan view thereof;
 FIG. 3 is an enlarged front elevational view thereof;
 FIG. 4 is an enlarged right side elevational view thereof, the left side being a mirror image of that shown;
 FIG. 5 is an enlarged bottom plan view thereof; and
 FIG. 6 is an enlarged rear elevational view thereof.

[56] **References Cited**
U.S. PATENT DOCUMENTS

D. 141,423 5/1945 Lewis D6/573
 D. 261,698 11/1981 Humble D6/553 X
 D. 285,511 9/1986 Loscalzo et al. D6/573
 D. 287,203 12/1986 Jenkins et al. D6/573
 D. 303,053 8/1989 Albert et al. D6/552


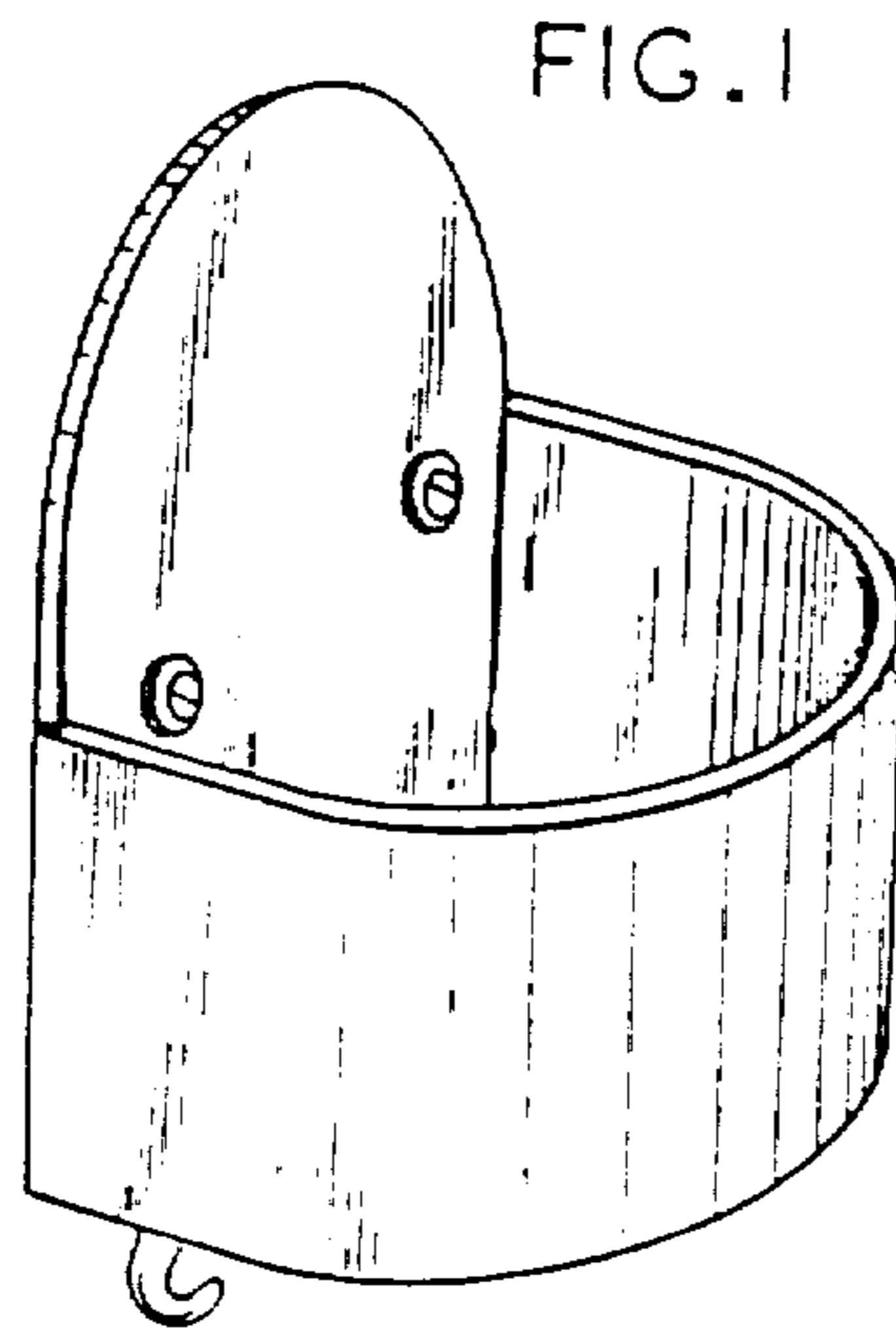


FIG. 1

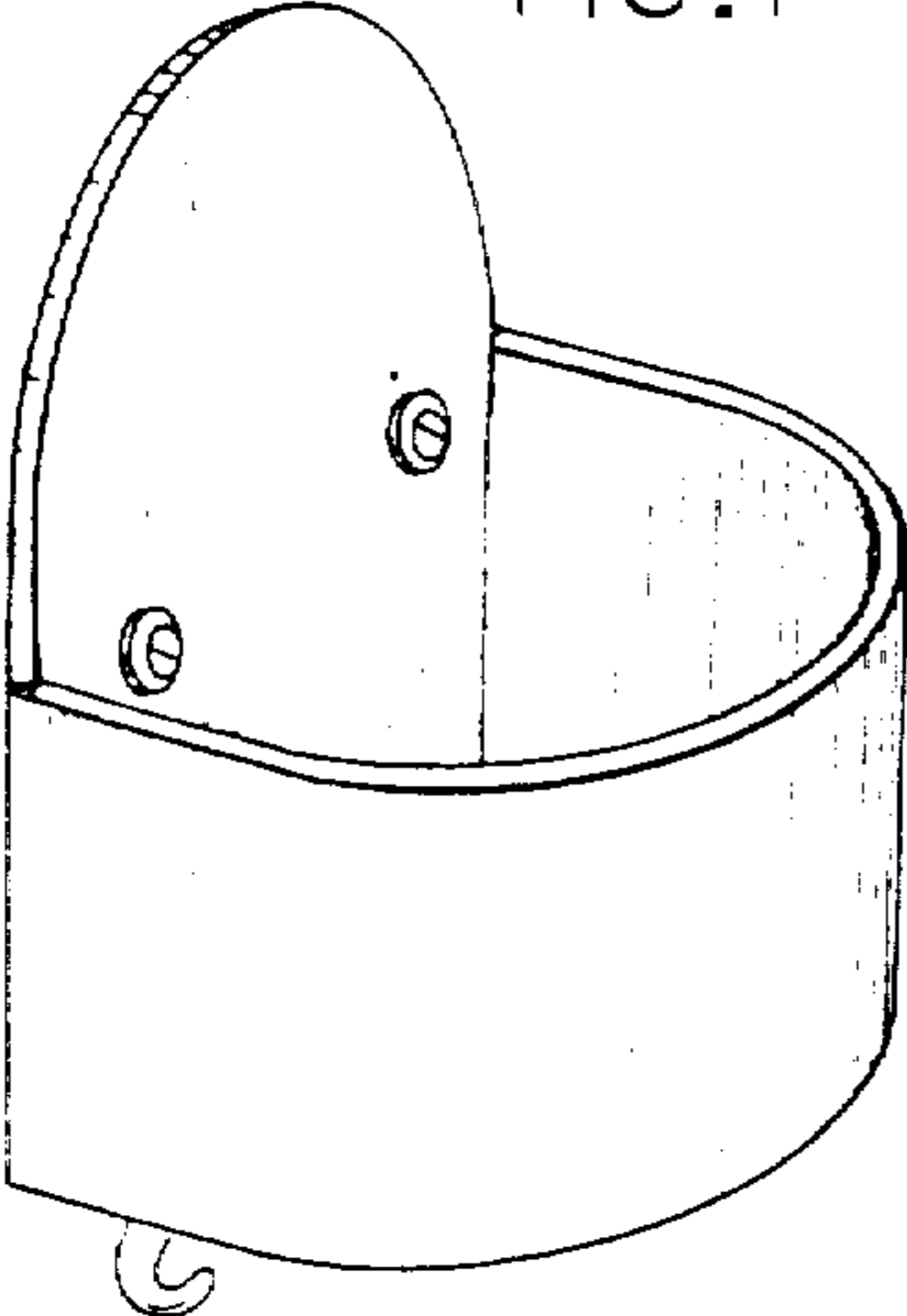


FIG. 2

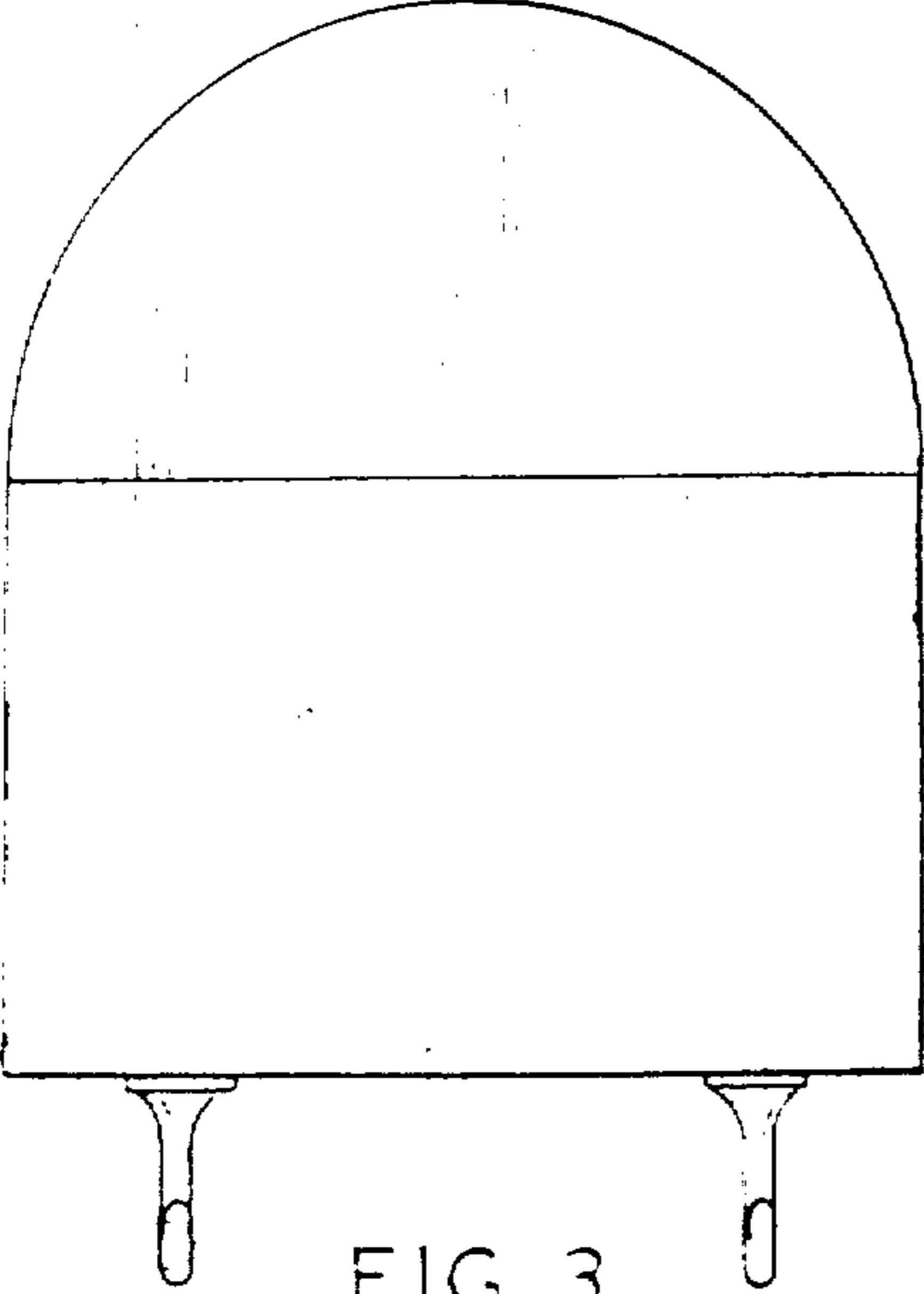
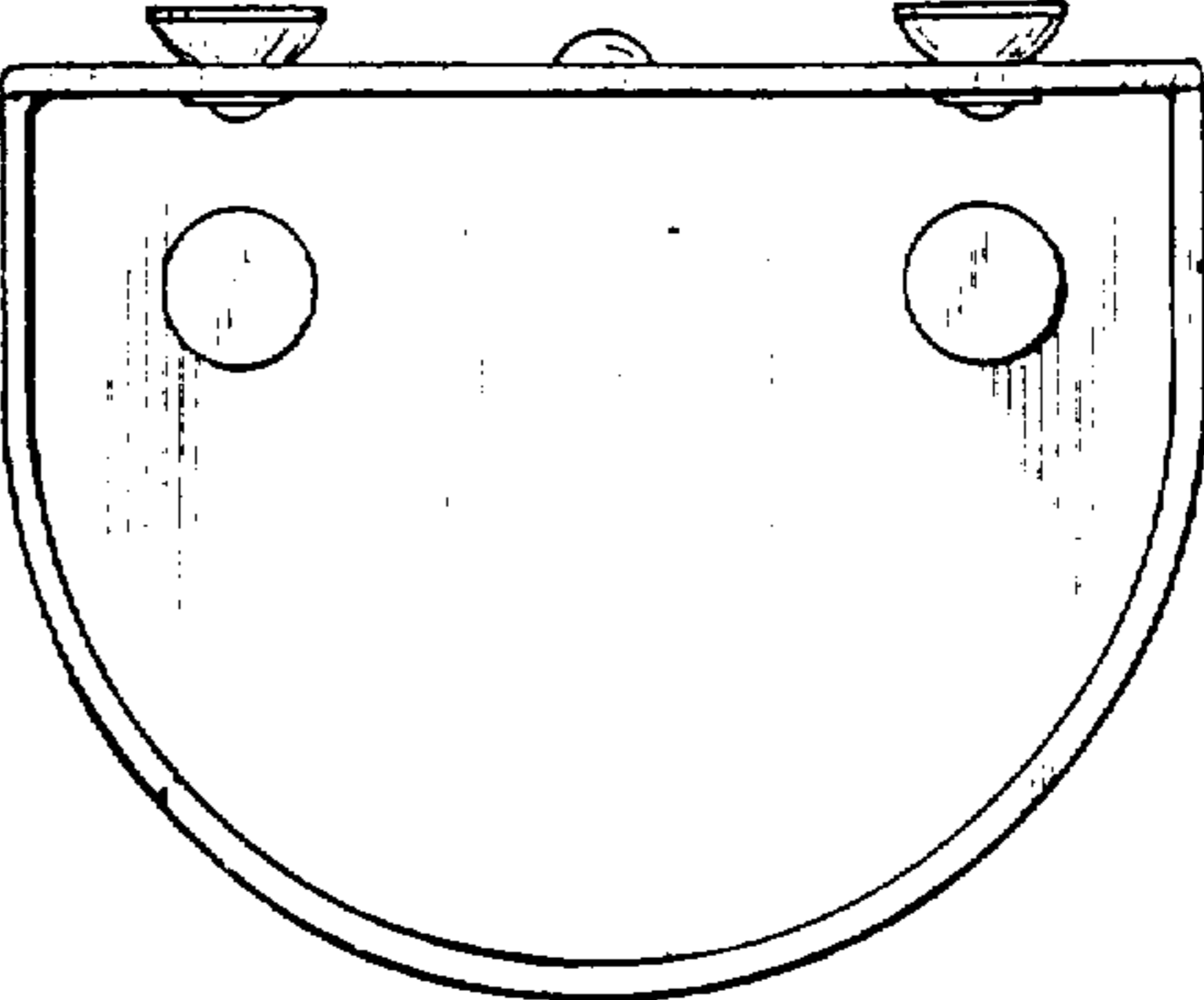


FIG. 4

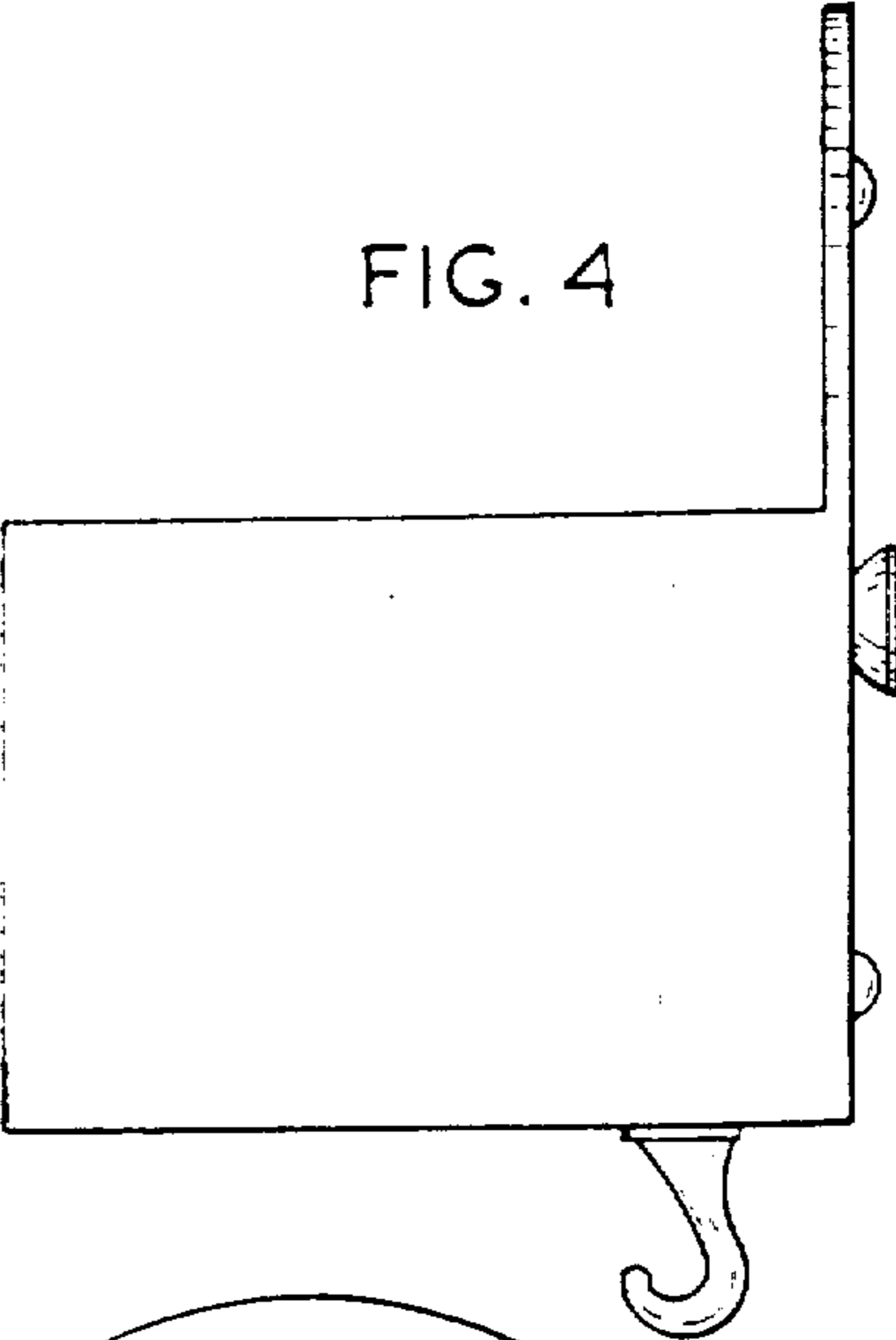


FIG. 3

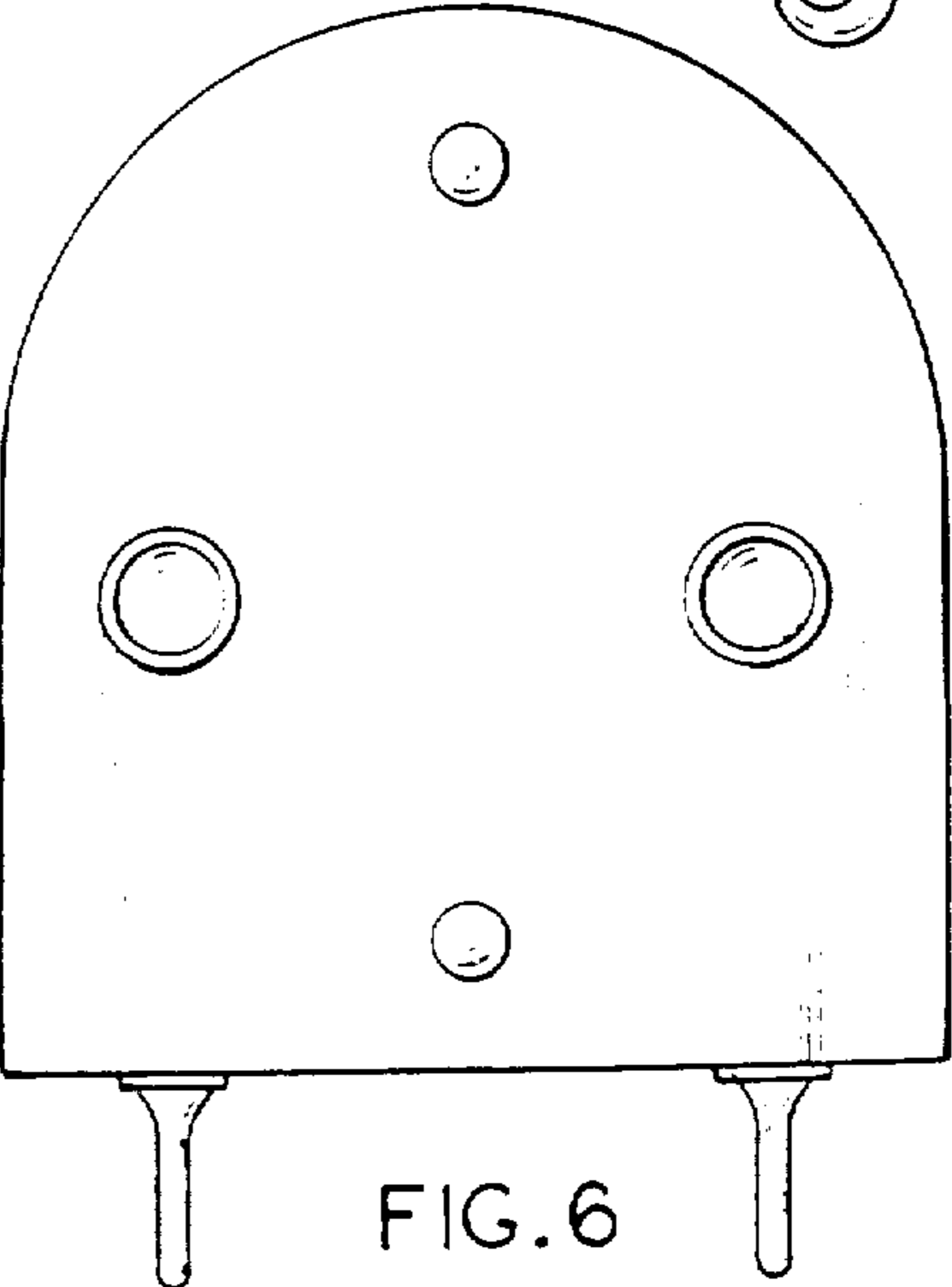
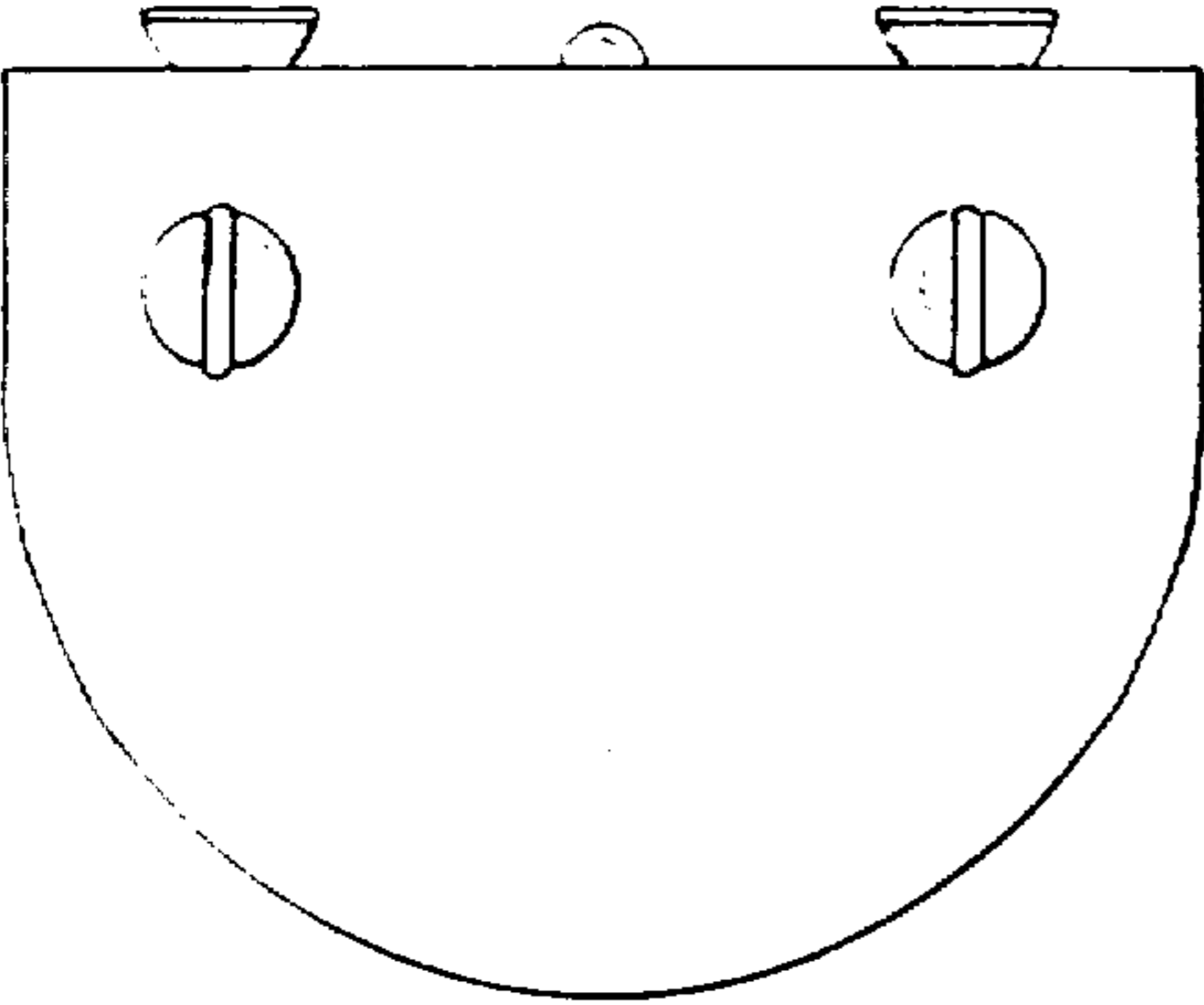


FIG. 5

FIG. 6