

[54] COMBINED TOILET BRUSH AND HOLDER THEREFOR OR THE LIKE

[75] Inventor: Robin Levien, London, England

[73] Assignee: American Standard Inc., New York, N.Y.

[\*\*] Term: 14 Years

[21] Appl. No.: 196,512

[22] Filed: May 20, 1988

[30] Foreign Application Priority Data

Nov. 20, 1987 [GB] United Kingdom ..... 1046475

[52] U.S. Cl. .... D4/137; D6/551; D32/40

[58] Field of Search ..... D4/116, 121, 128, 133, D4/137-138, 199, 131; D6/551; D28/63; D32/35, 40, 43, 50-52; 15/119 A, 208, 209 R, 209 B, 209 C, 209 D, 211, 220 R, 228, 145, 244.1-244.4; 206/15.2-15.3, 361-362, 362.1-362.4; 211/65-66; 248/110-111; 312/206-207

[56] References Cited

U.S. PATENT DOCUMENTS

D. 276,291 11/1984 Borocho ..... D4/121  
D. 281,743 12/1985 Thompson ..... D4/121

2,755,497 7/1956 Greacean, Jr. .... 15/145 X  
2,789,305 4/1957 Weil ..... D32/51 X  
4,199,835 4/1980 Heyer et al. .... 15/209 B

FOREIGN PATENT DOCUMENTS

1164925 10/1958 France ..... 206/361  
2154127 9/1985 United Kingdom ..... 15/211

OTHER PUBLICATIONS

Abitare, Catalog #175, Jun. 1979, Model Nos. 1 and 5, p. 70.

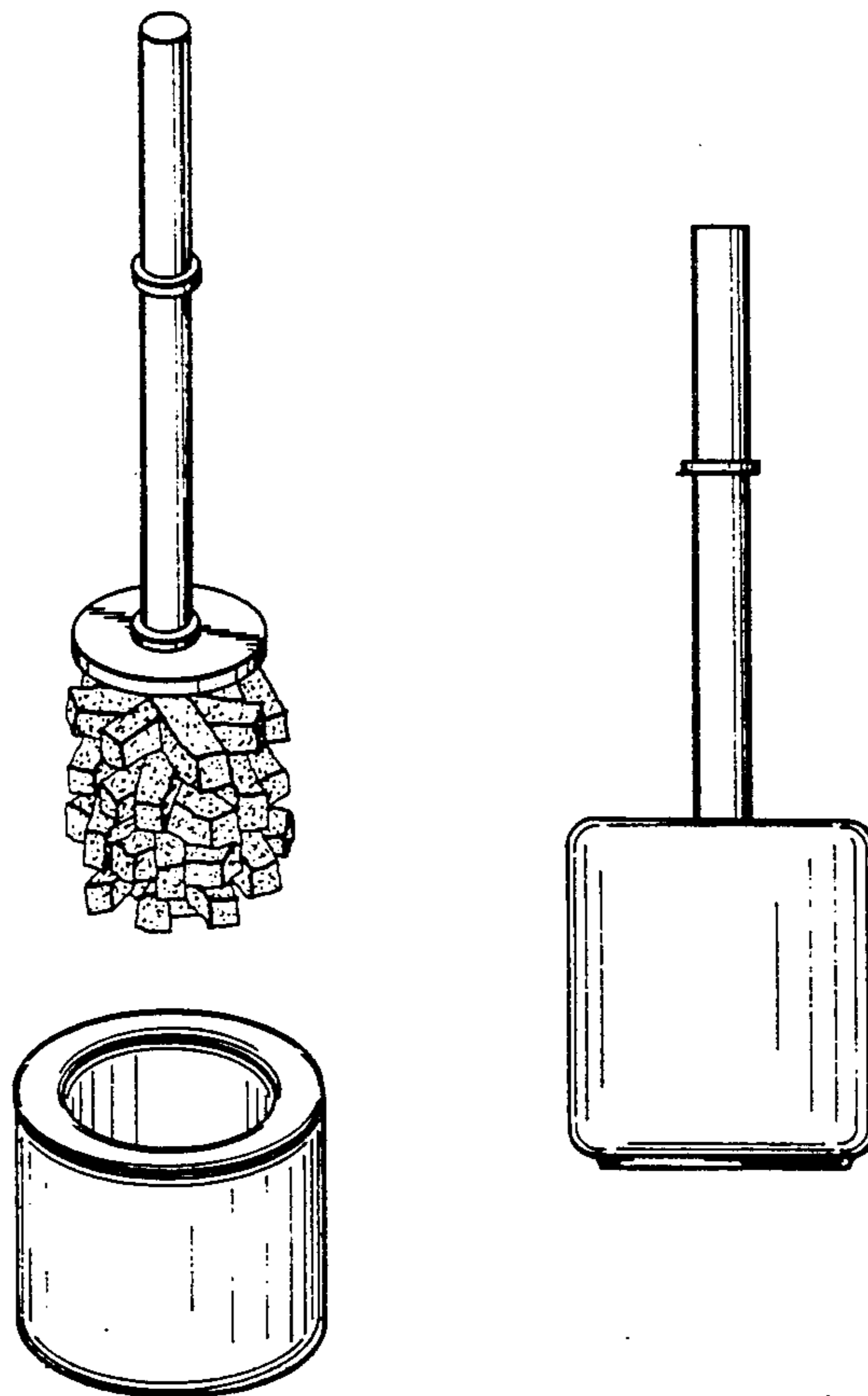
Primary Examiner—Susan J. Lucas  
Assistant Examiner—Lavone D. Tabor  
Attorney, Agent, or Firm—Blum Kaplan

[57] CLAIM

The ornamental design for a combined toilet brush and holder therefor or the like, as shown and described.

DESCRIPTION

FIG. 1 is an exploded perspective view as seen from the top and one side of a combined toilet brush and holder therefor or the like showing my new design; FIG. 2 is a side elevational view thereof, shown with the toilet brush in place in the holder; FIG. 3 is a top plan view thereof; and FIG. 4 is a bottom plan view thereof. The undisclosed sides are the same in appearance as the side shown.



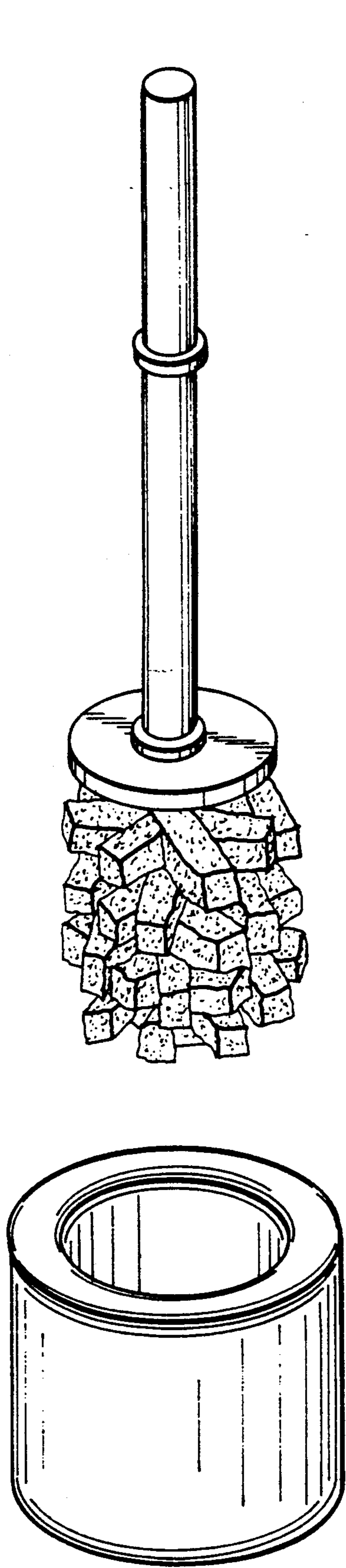


FIG. 1

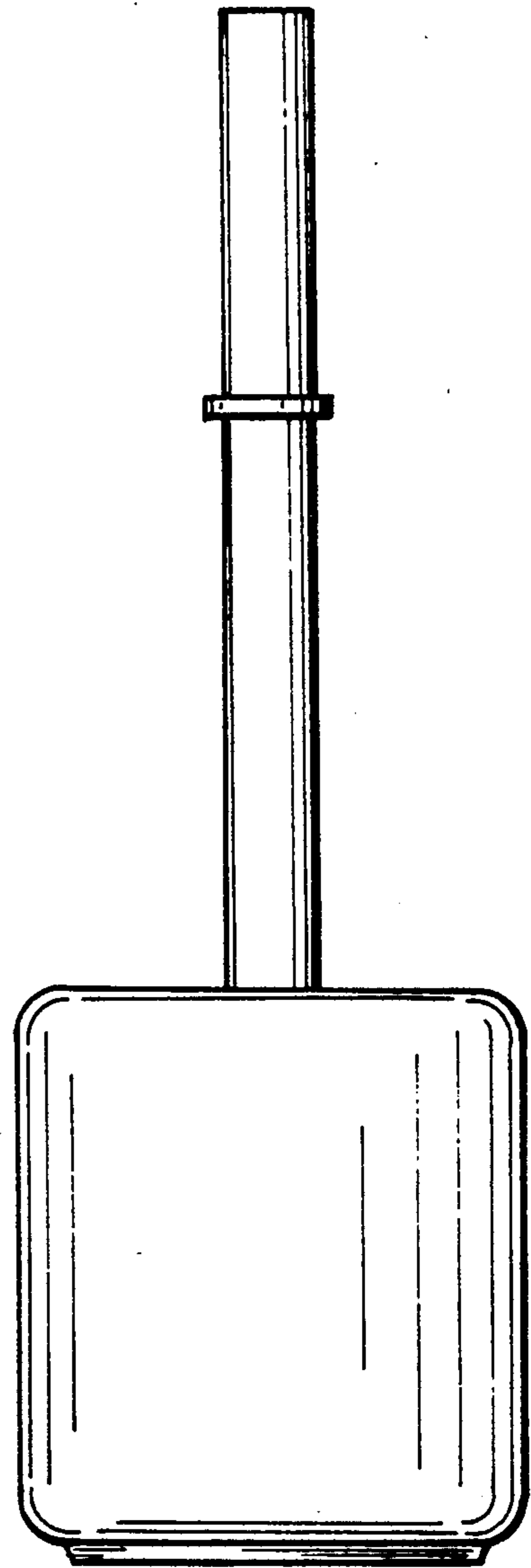


FIG. 2

FIG. 3

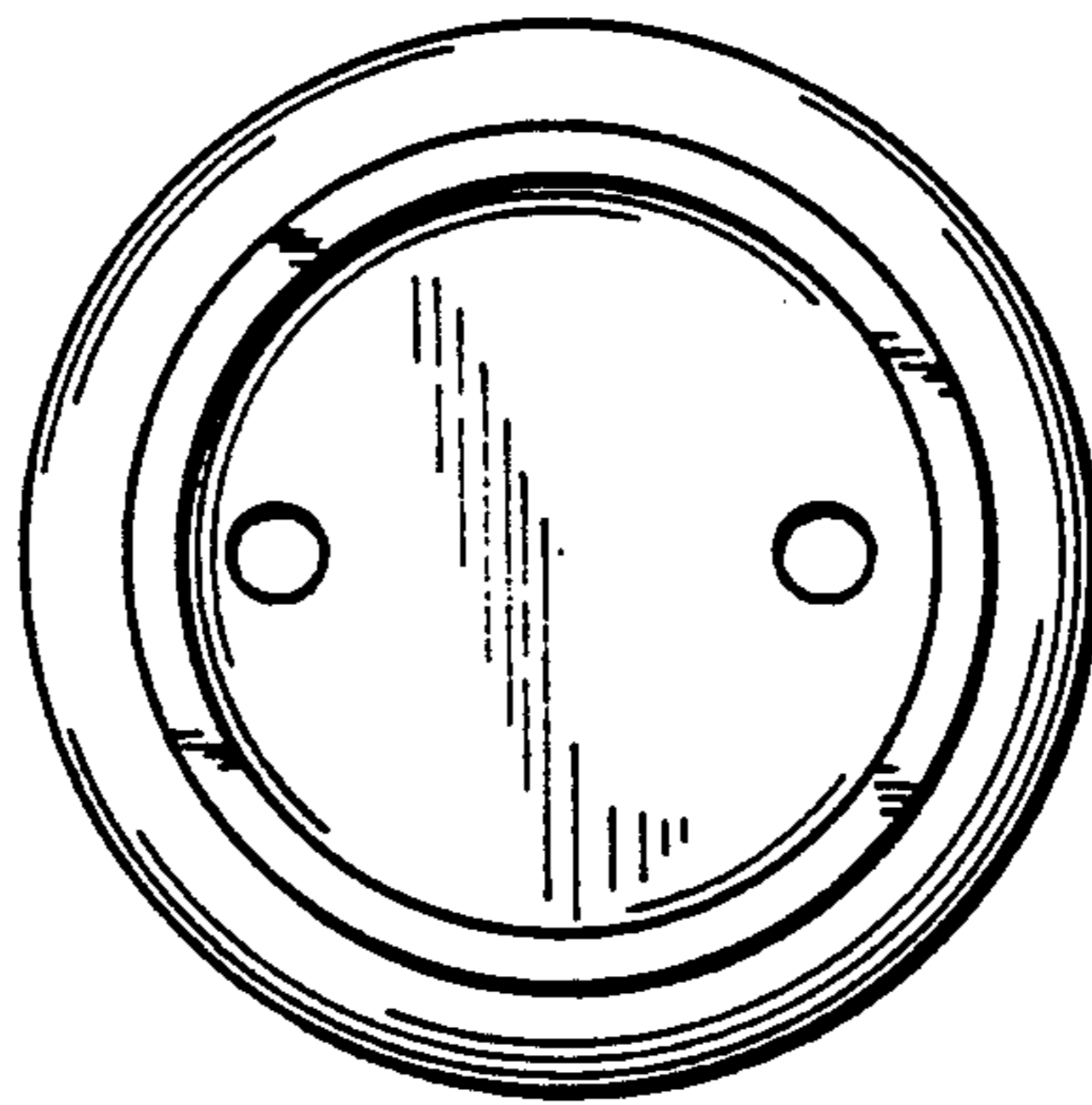
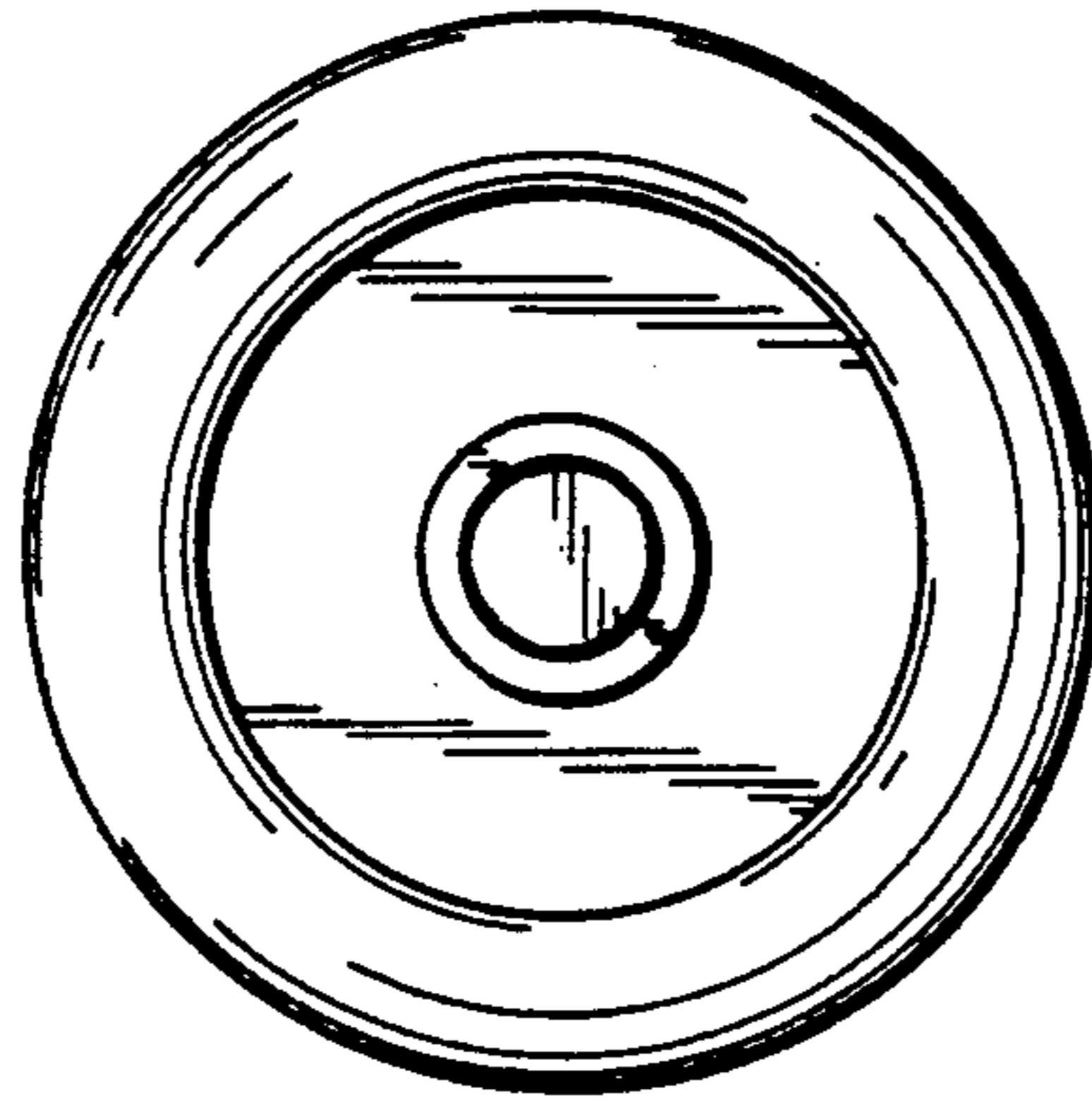


FIG. 4