

[54] **ALL PURPOSE BAG**

2,711,610 6/1955 Miller ..... 43/56  
3,340,969 9/1967 Rothberg ..... 190/1

[76] **Inventor: Melvin E. Fowler, Box 19101,  
Amarillo, Tex. 79114**

**FOREIGN PATENT DOCUMENTS**

843316 6/1939 France ..... 150/154

[\*\*] **Term: 14 Years**

*Primary Examiner*—A. Hugo Word  
*Assistant Examiner*—Doris V. Coles  
*Attorney, Agent, or Firm*—Jerry T. Kearns

[21] **Appl. No.: 51,819**

[22] **Filed: May 20, 1987**

[52] **U.S. Cl. .... D3/71; D3/53**

[57] **CLAIM**

[58] **Field of Search .... D3/71, 30.1, 42, 44,  
D3/36, 38, 50, 52, 48, 53; D22/136; 43/56;  
190/1, 103, 104, 107, 111; 150/107, 112, 154;  
383/38, 39, 40; 206/315.1, 315.11**

The ornamental design for an all purpose bag, as shown and described.

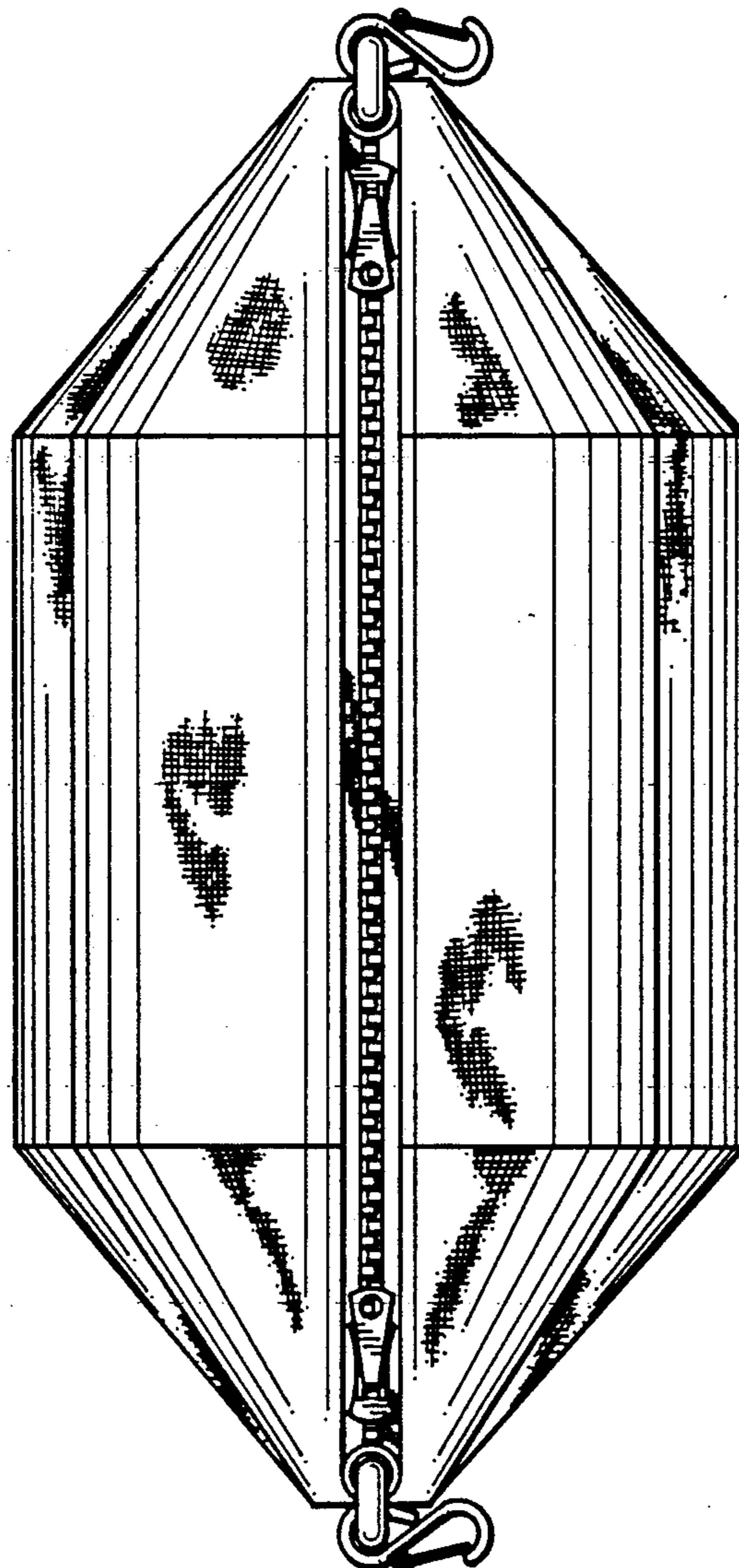
**DESCRIPTION**

[56] **References Cited**

**U.S. PATENT DOCUMENTS**

D. 232,872 9/1974 Ventimiglia ..... D3/71  
D. 246,873 1/1978 Kling ..... D3/44  
D. 249,395 9/1978 Kung ..... D3/53  
D. 302,209 7/1989 Roehrig ..... D3/30.1

FIG. 1 is a front elevational view of an all purpose bag showing my new design;  
FIG. 2 is a rear elevational view thereof;  
FIG. 3 is a left side elevational view thereof;  
FIG. 4 is a right side elevational view thereof;  
FIG. 5 is a top plan view thereof; and,  
FIG. 6 is a bottom plan view thereof.



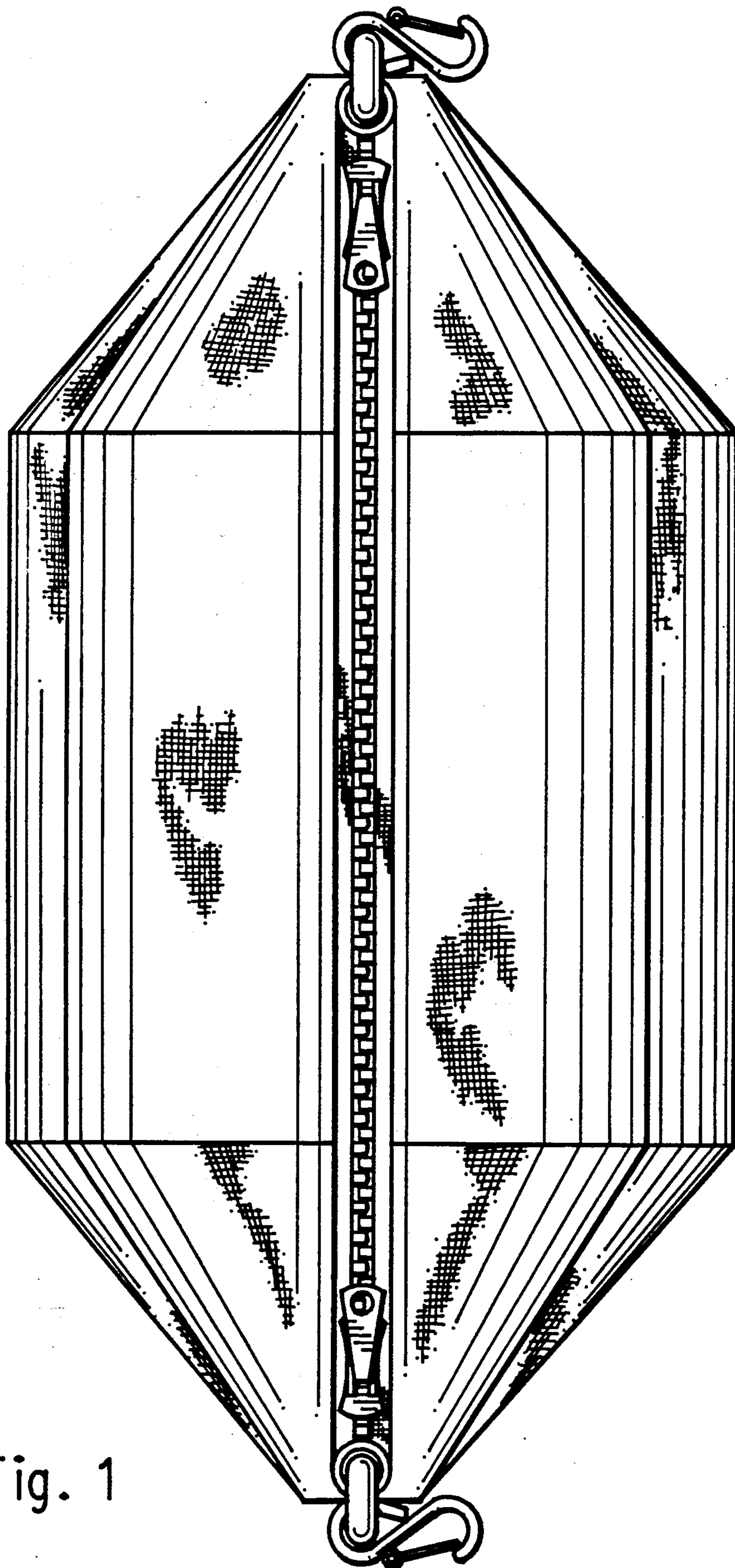


Fig. 1




Fig. 2






Fig. 3




Fig. 4

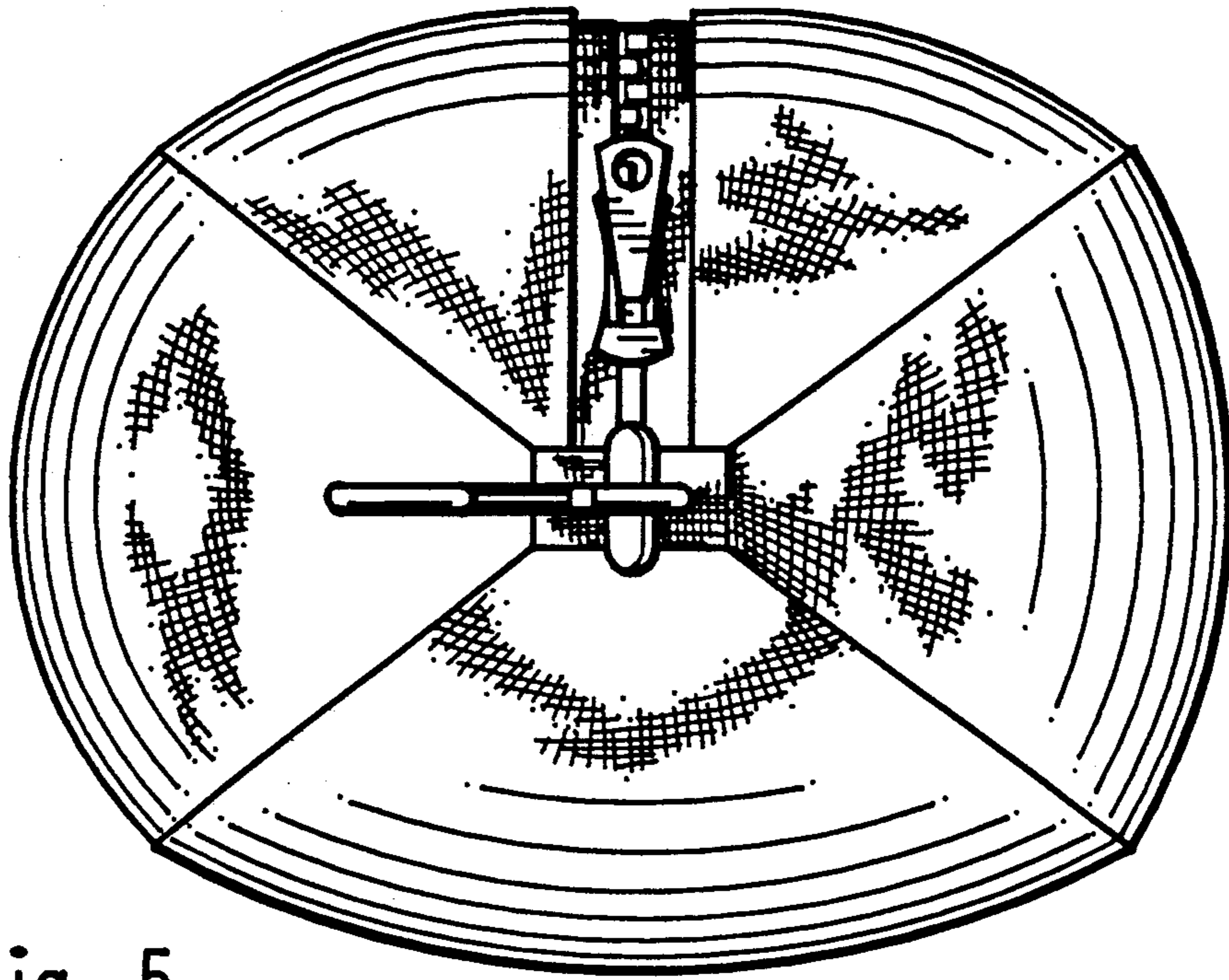


Fig. 5

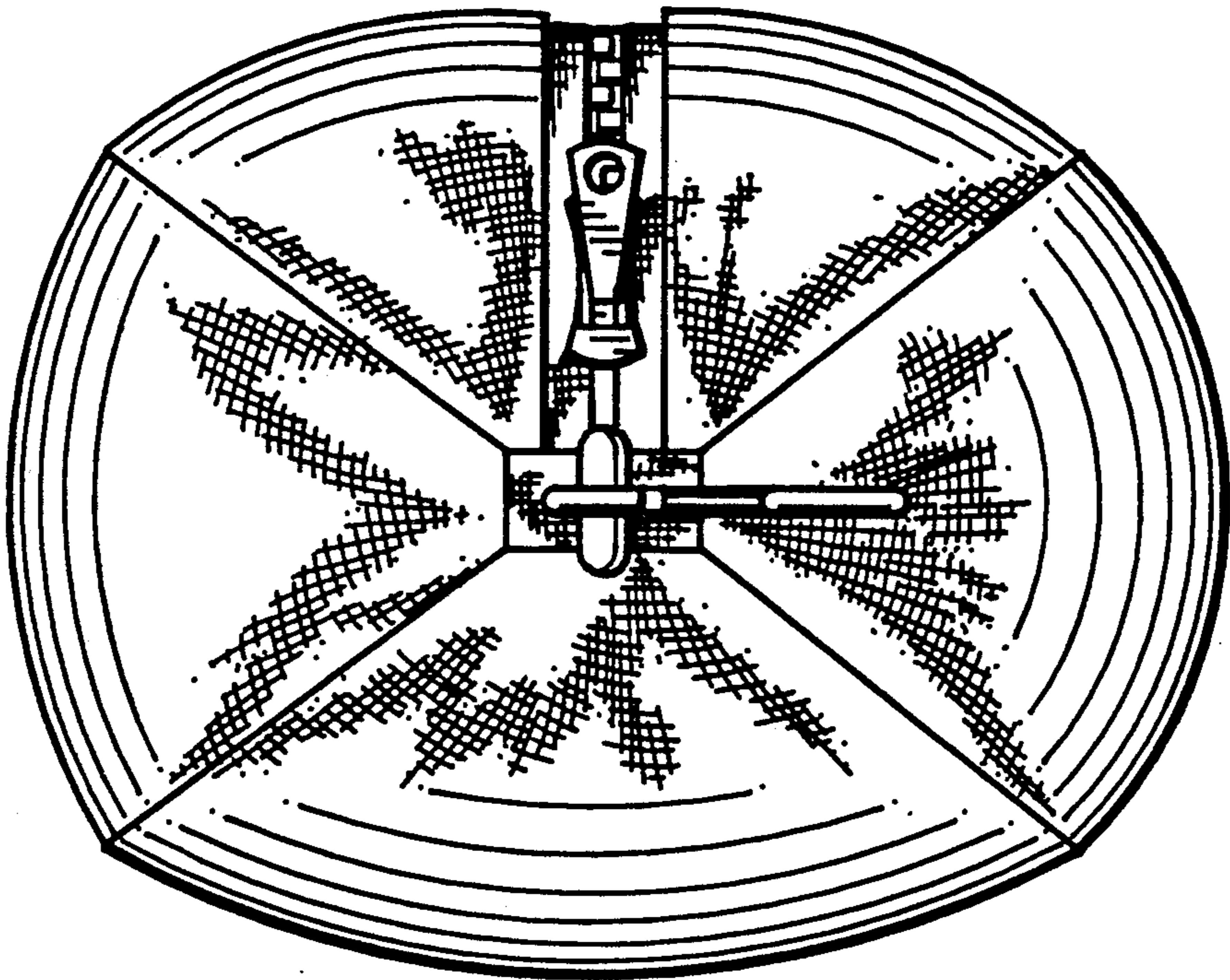


Fig. 6