

[54] **CHEERLEADING MITT**

[76] **Inventor: Severius E. Bradley, 1817 Butler St.,  
Winston-Salem, N.C. 27107**

[\*\*] **Term: 14 Years**

[21] **Appl. No.: 66,402**

[22] **Filed: Jun. 25, 1987**

[52] **U.S. Cl. .... D2/622; D2/615;  
D20/29; D29/20**

[58] **Field of Search ..... D29/15-20;  
D2/600-623; D20/12, 19, 29, 33, 41; 40/586,  
596; 2/16, 66, 158; D11/102, 104, 116, 61;  
D18/30**

[56] **References Cited**

**U.S. PATENT DOCUMENTS**

D. 189,734 2/1961 Dom ..... D18/30

D. 198,663 7/1964 Escalante ..... D20/29  
D. 290,766 7/1987 Pierce, Jr. .... D29/20  
4,572,510 2/1986 Green ..... 40/586 X  
4,637,151 1/1987 Love et al. .... 40/586 X


*Primary Examiner*—Louis S. Zarfes

[57] **CLAIM**

The ornamental design for a cheerleading mitt, as shown and described.

**DESCRIPTION**

FIG. 1 is a front elevational view of a cheerleading mitt showing my new design;  
FIG. 2 is a rear elevational view;  
FIG. 3 is a left side elevational view, the right side being a mirror image;  
FIG. 4 is a cross-sectional view taken through the central vertical axis in FIG. 1; and  
FIG. 5 is a perspective view.



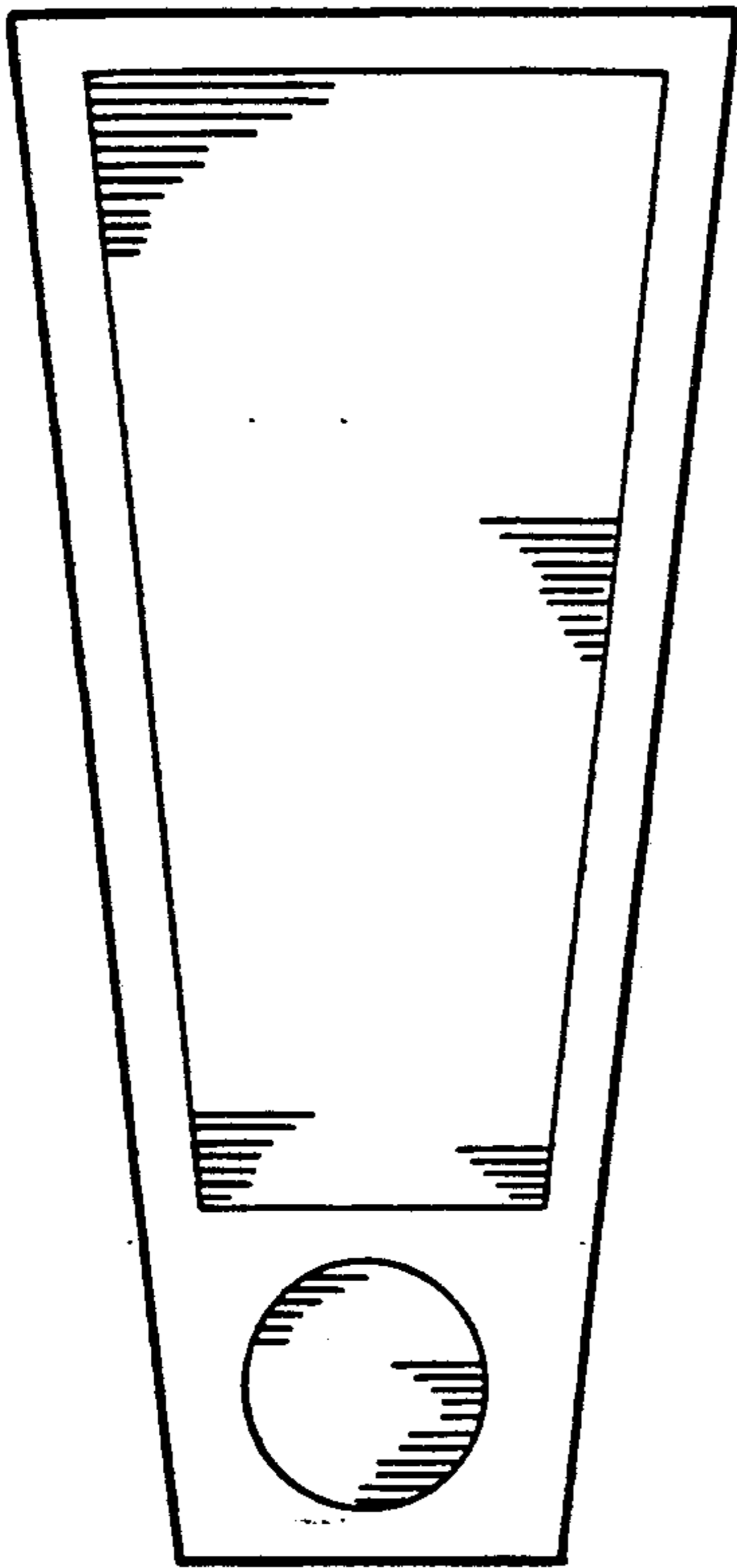


FIG. 1

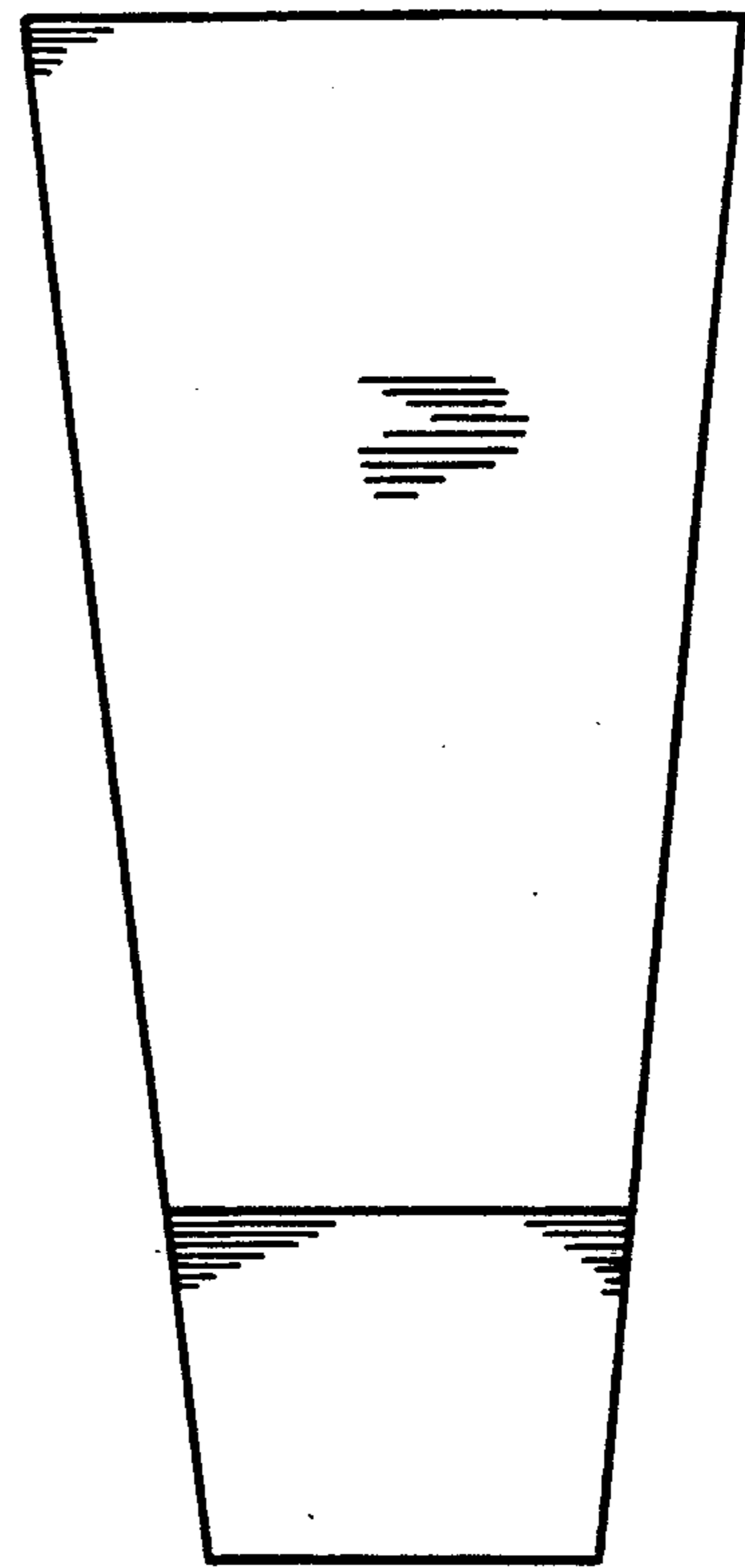


FIG. 2




FIG. 3




FIG. 4




FIG. 5