

United States Patent [19]

Castel et al.

[11] Patent Number: **Des. 315,958**

[45] Date of Patent: **** Apr. 2, 1991**

[54] **PHYSIOLOGICAL STIMULATOR**

[75] Inventors: **John C. Castel, Topeka, Kans.;**
Alexander Bally, Pittsburgh, Pa.

[73] Assignee: **Physio Technology, Inc., Topeka,**
Kans.

[**] Term: **14 Years**

[21] Appl. No.: **207,055**

[22] Filed: **Jun. 13, 1988**

[52] U.S. Cl. **D24/41**

[58] Field of Search **D24/40, 41, 42, 36;**
128/67 R, 62, 60, 59, 57, 24.5, 24.4, 24.3, 24.1

[56] **References Cited**

U.S. PATENT DOCUMENTS

D. 301,617	6/1989	Yonesawa et al.	D24/41
D. 302,303	7/1989	Bell	D24/40
2,838,672	6/1958	Paust	250/36
3,841,306	10/1974	Hallgren	128/1.5
4,112,923	9/1978	Tomecek	128/1.3
4,126,128	11/1978	Takahashi	128/24.3
4,197,851	4/1980	Fellus	128/422
4,232,678	11/1980	Skovajsa	128/395

4,315,503	2/1982	Ryaby et al.	128/1.5
4,431,000	2/1984	Butler et al.	128/421
4,453,547	5/1984	Castel et al.	128/421
4,535,777	8/1985	Castel	128/421
4,587,957	5/1986	Castel	128/1.3
4,690,141	9/1987	Castel et al.	128/396

FOREIGN PATENT DOCUMENTS

1554644	1/1969	France	128/24.4
---------	--------	--------------	----------

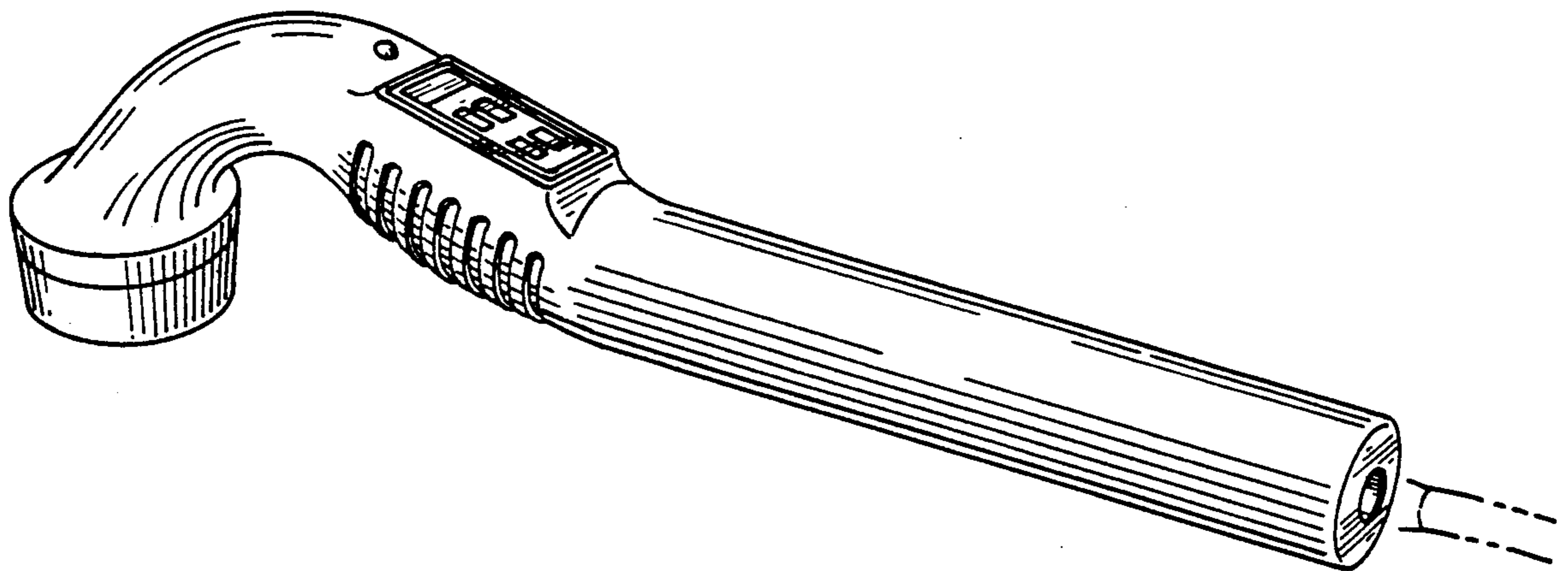
Primary Examiner—A. Hugo Word
Assistant Examiner—Stella M. Reid
Attorney, Agent, or Firm—Wood, Phillips, Mason,
Recktenwald & VanSanten

[57] **CLAIM**

The ornamental design for a physiological stimulator, as shown.

DESCRIPTION

FIG. 1 is a perspective view of a physiological stimulator, showing our new design;
FIG. 2 is a top plan view thereof;
FIG. 3 is a side elevational view thereof;
FIG. 4 is a bottom plan view thereof;
FIG. 5 is a front elevational view thereof; and
FIG. 6 is a rear elevational view thereof.



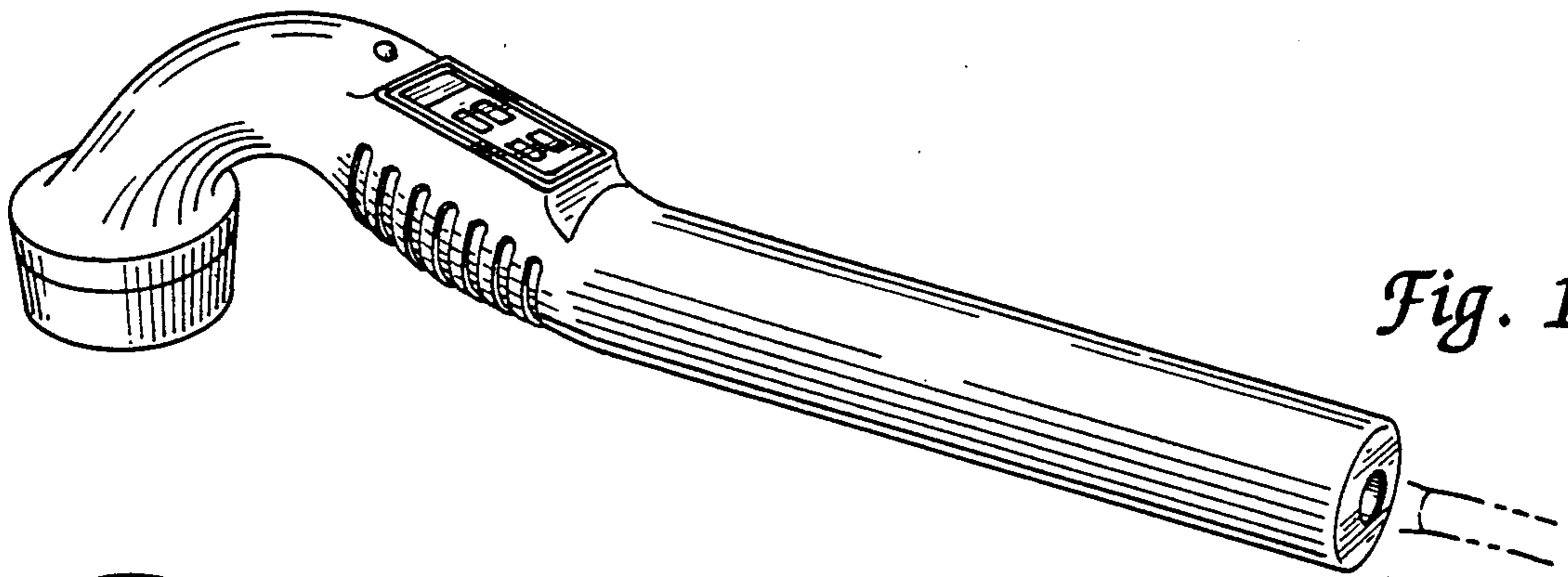


Fig. 1

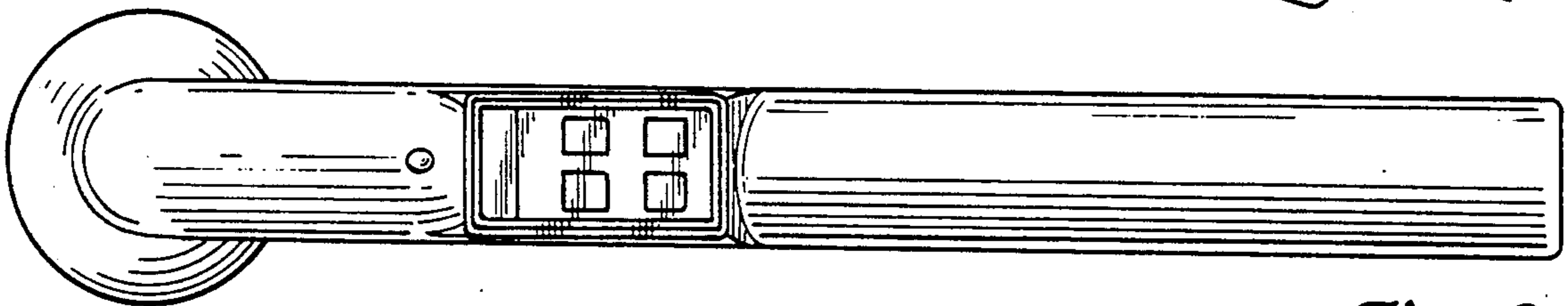


Fig. 2

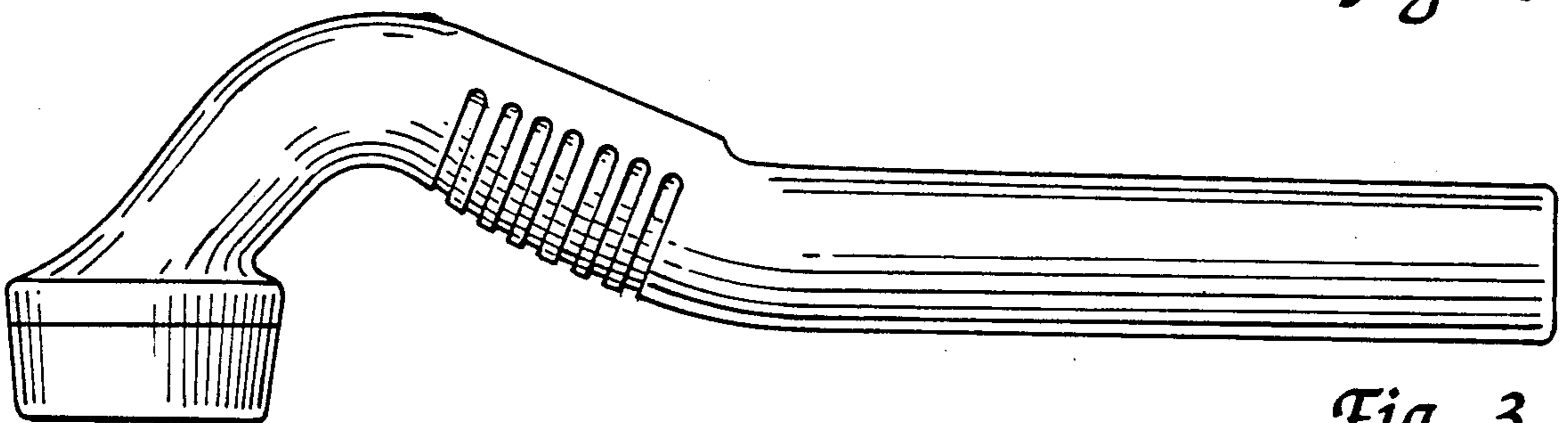


Fig. 3

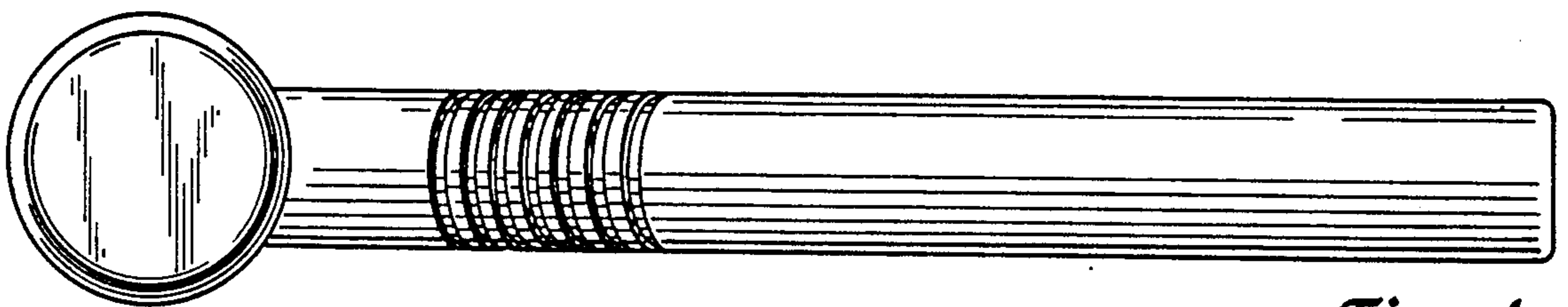


Fig. 4

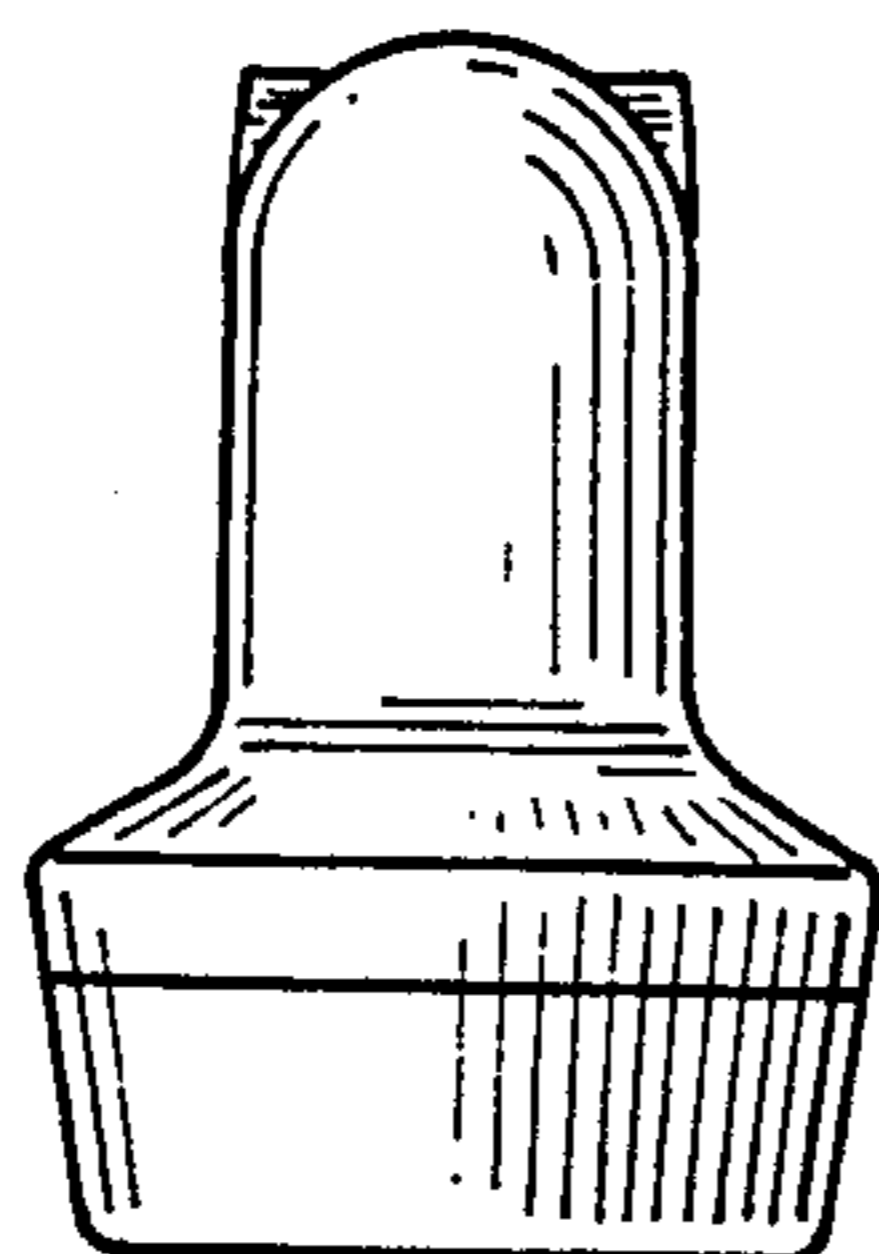


Fig. 5

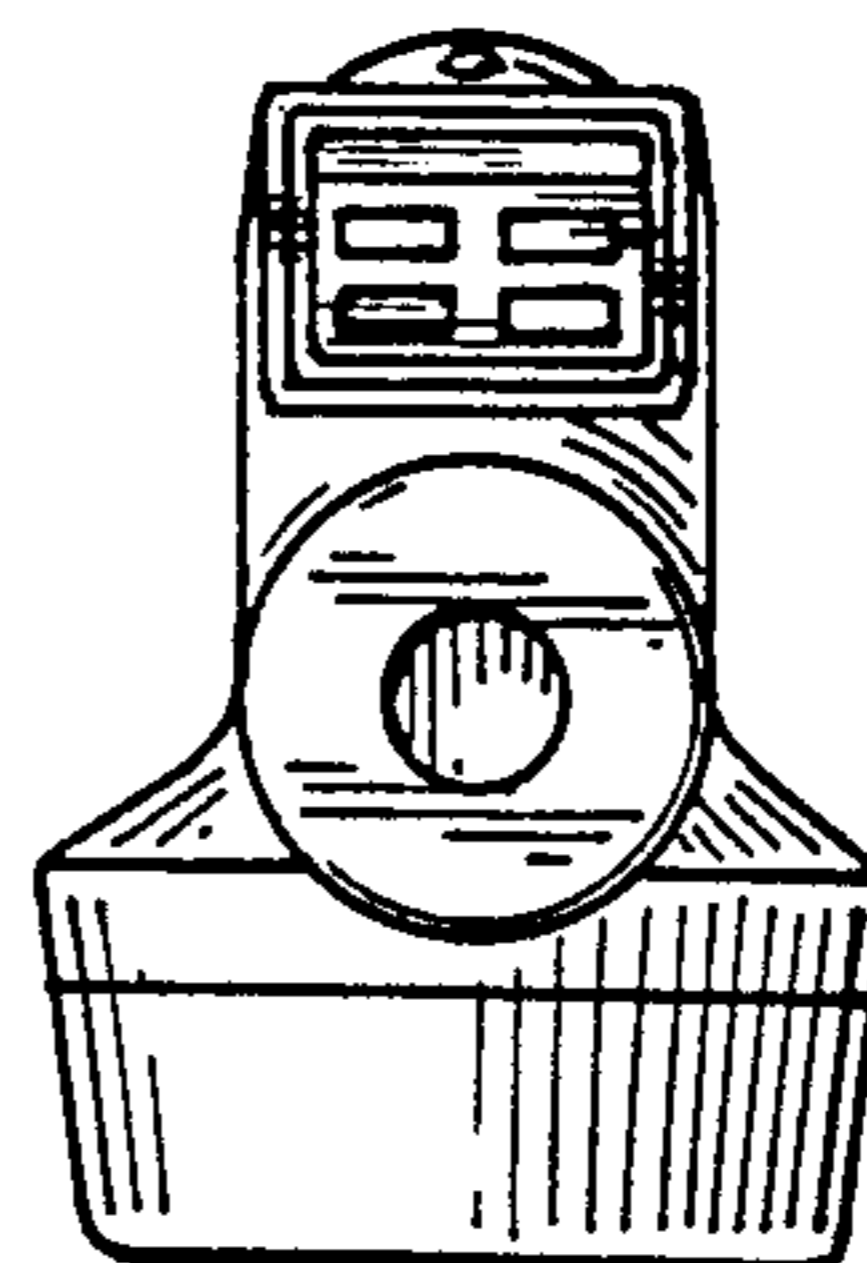


Fig. 6