

[54] **FISHING ROD OR THE LIKE**

[76] **Inventor: Gary J. Gibich, 611 E. 48th, Austin, Tex. 78751**

[\*\*] **Term: 14 Years**

[21] **Appl. No.: 171,511**

[22] **Filed: Mar. 18, 1988**

[52] **U.S. Cl. .... D22/142**

[58] **Field of Search .... D22/142, 137-138; 43/18.1, 22, 23**

[56] **References Cited**

**U.S. PATENT DOCUMENTS**

D. 80,990	4/1930	Cowdery	.....	D22/142
D. 192,963	6/1962	Crenshaw	.....	D22/142
2,839,864	6/1958	Martin	.....	43/23
2,927,995	3/1960	Francis	.....	43/23
3,389,046	6/1968	Burress	.....	43/18.5 X
3,415,002	12/1968	Schaefer	.....	43/18.1
3,432,958	3/1969	Bellinger	.....	43/18.1 X

**FOREIGN PATENT DOCUMENTS**

418305	2/1947	Italy	.....	43/18.1
387500	2/1933	United Kingdom	.....	43/18.1


*Primary Examiner*—A. Hugo Word  
*Assistant Examiner*—Doris V. Coles  
*Attorney, Agent, or Firm*—Henderson & Sturm

[57] **CLAIM**

The ornamental design for a fishing rod, or the like, as shown and described.

**DESCRIPTION**

FIG. 1 is a perspective view of a fishing rod, showing my new design;  
FIG. 2 is a top plan view thereof;  
FIG. 3 is a bottom plan view thereof;  
FIG. 4 is an enlarged rear elevational view thereof;  
FIG. 5 is an enlarged front elevational view thereof;  
and  
FIG. 6 is a side elevational view, the opposite side being a mirror image thereof.



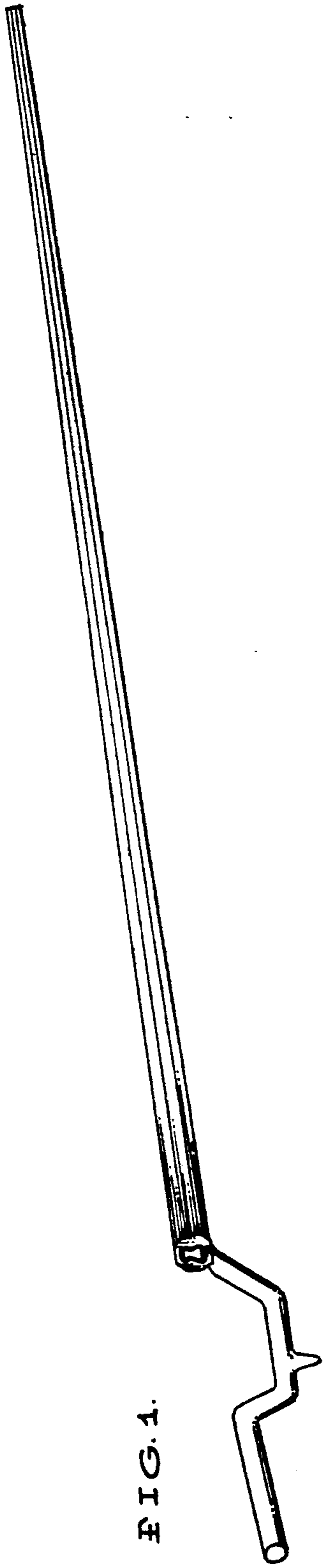


FIG. 2.




FIG. 3.

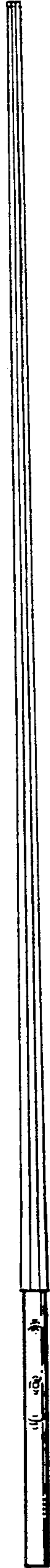


FIG. 4.

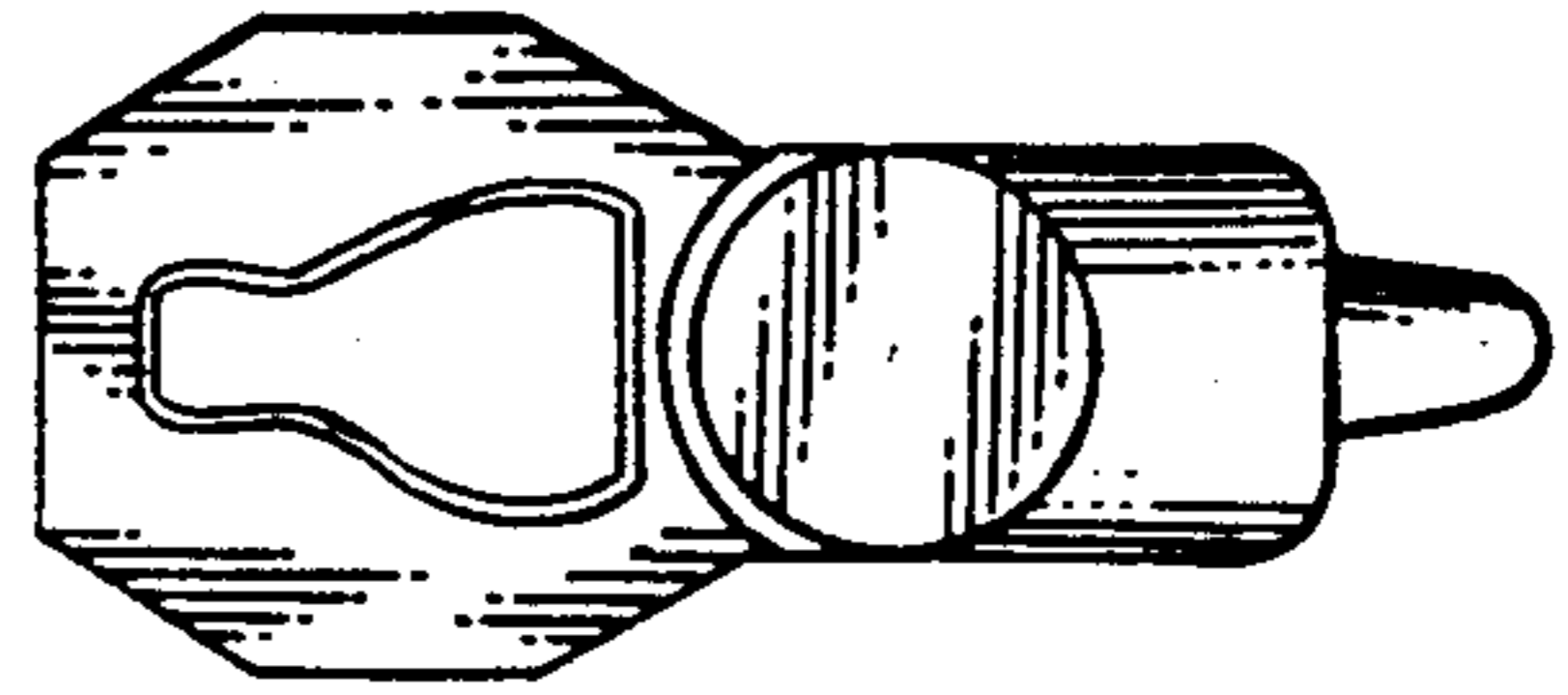
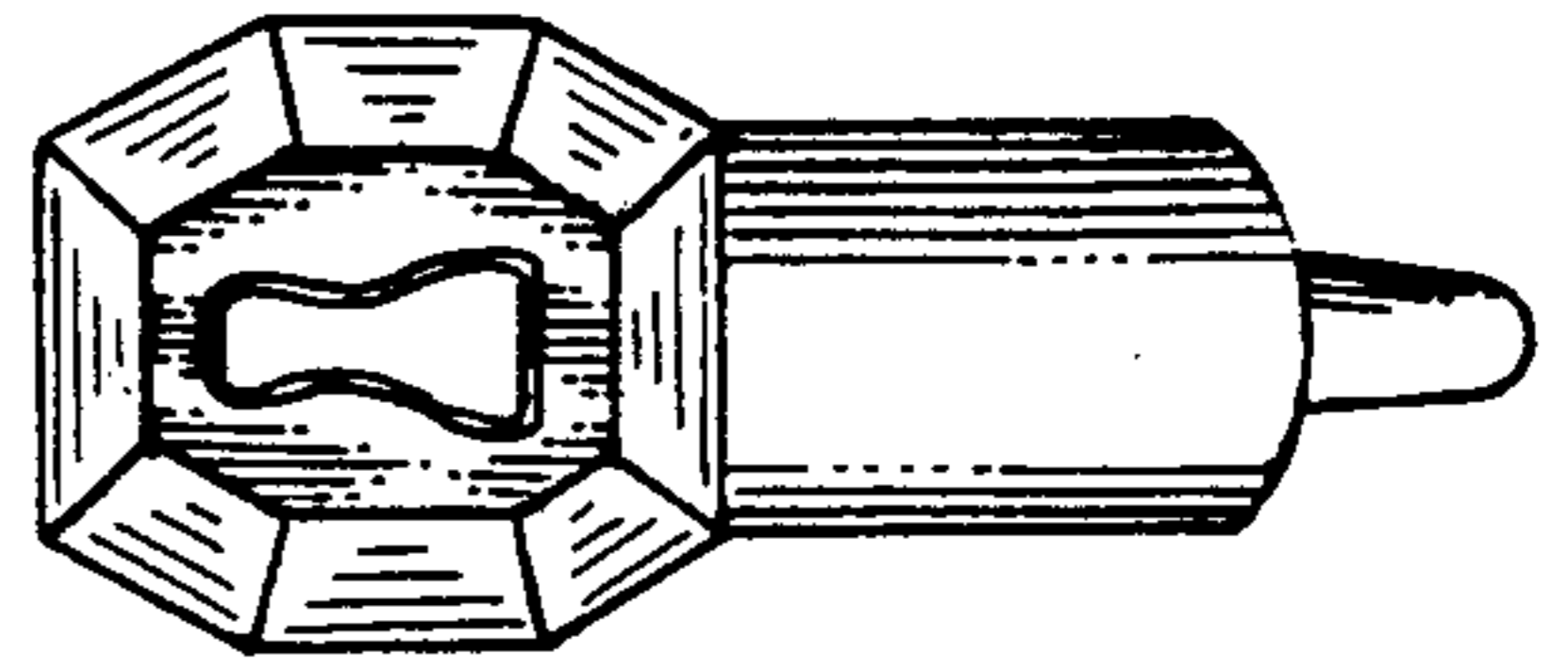


FIG. 5.



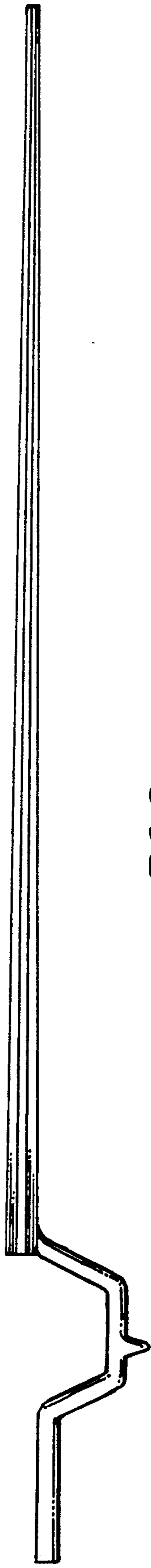


FIG. 6.