

[54] **RESISTANCE STRAP FOR AN EXERCISE MACHINE**

[75] **Inventors:** Jerry L. Wilson, 16170 SW. Jenne Lake Ct., Beaverton, Oreg. 97006; Jon Schneider, Washington County; Frederick E. Collins, Lane County, both of Oreg.

[73] **Assignee:** Jerry L. Wilson, Hillsboro, Oreg.

[\*\*] **Term:** 14 Years

[21] **Appl. No.:** 243,649

[22] **Filed:** Sep. 12, 1988

[52] **U.S. Cl. .... D21/191**

[58] **Field of Search ..... D21/191, 196; D15/148; 384/125, 220, 296, 297, 907; 272/140, 142**

[56] **References Cited**

**U.S. PATENT DOCUMENTS**

D. 280,224 8/1985 Wilson ..... D21/191  
4,623,267 11/1986 White ..... 384/220  
4,749,286 6/1988 White ..... 384/125

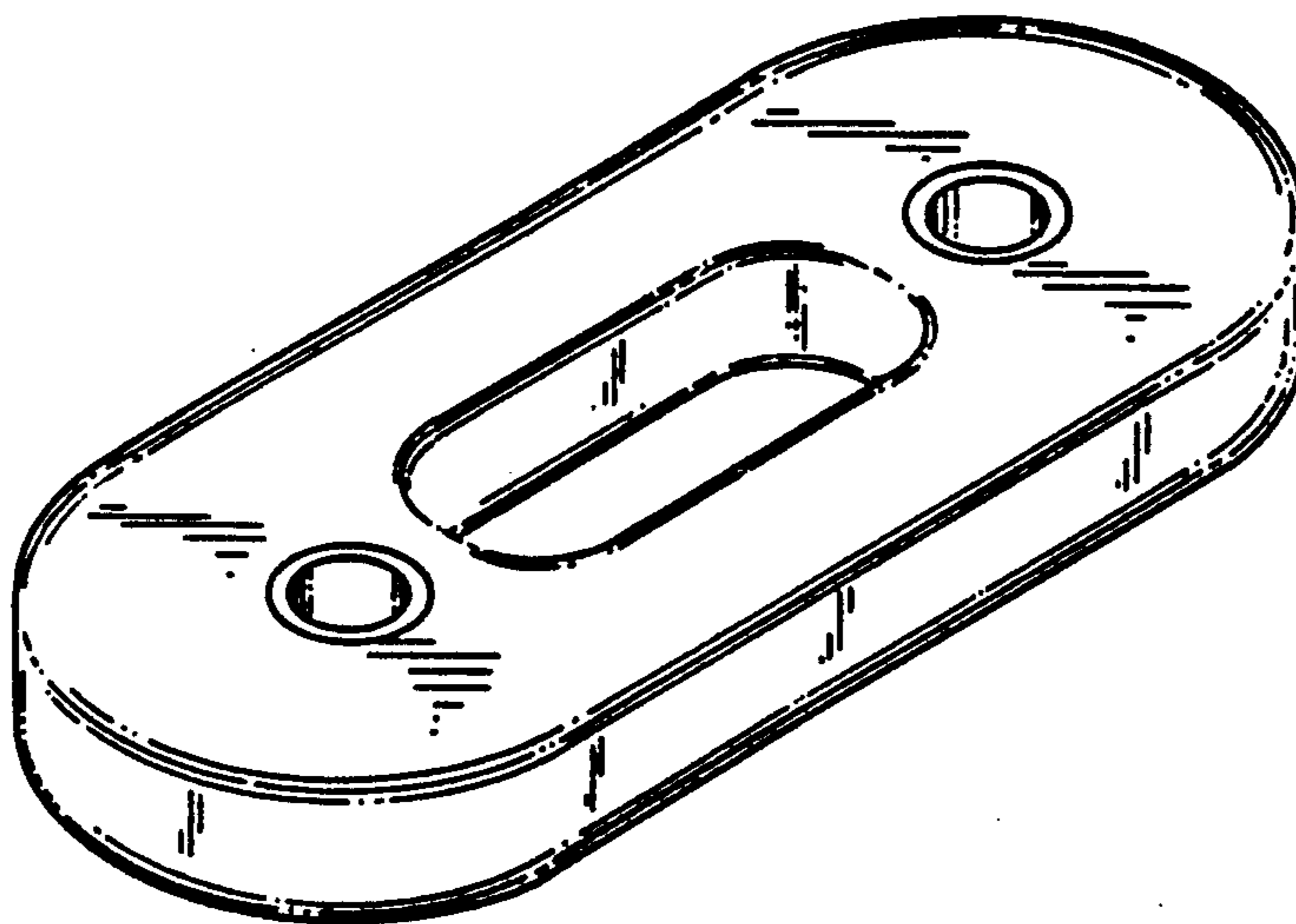
*Primary Examiner*—Charles A. Rademaker  
*Assistant Examiner*—Raphael Barkai  
*Attorney, Agent, or Firm*—Chernoff, Vilhauer, McClung & Stenzel

[57] **CLAIM**

The ornamental design for a resistance strap for an exercise machine, as shown and described.

**DESCRIPTION**

FIG. 1 is a perspective view of a resistance strap for an exercise machine showing our new design;  
FIG. 2 is a top plan view thereof, the bottom being identical;  
FIG. 3 is a right end elevational view thereof, the end opposite being identical; and,  
FIG. 4 is a front end elevational view thereof, the end opposite being identical.



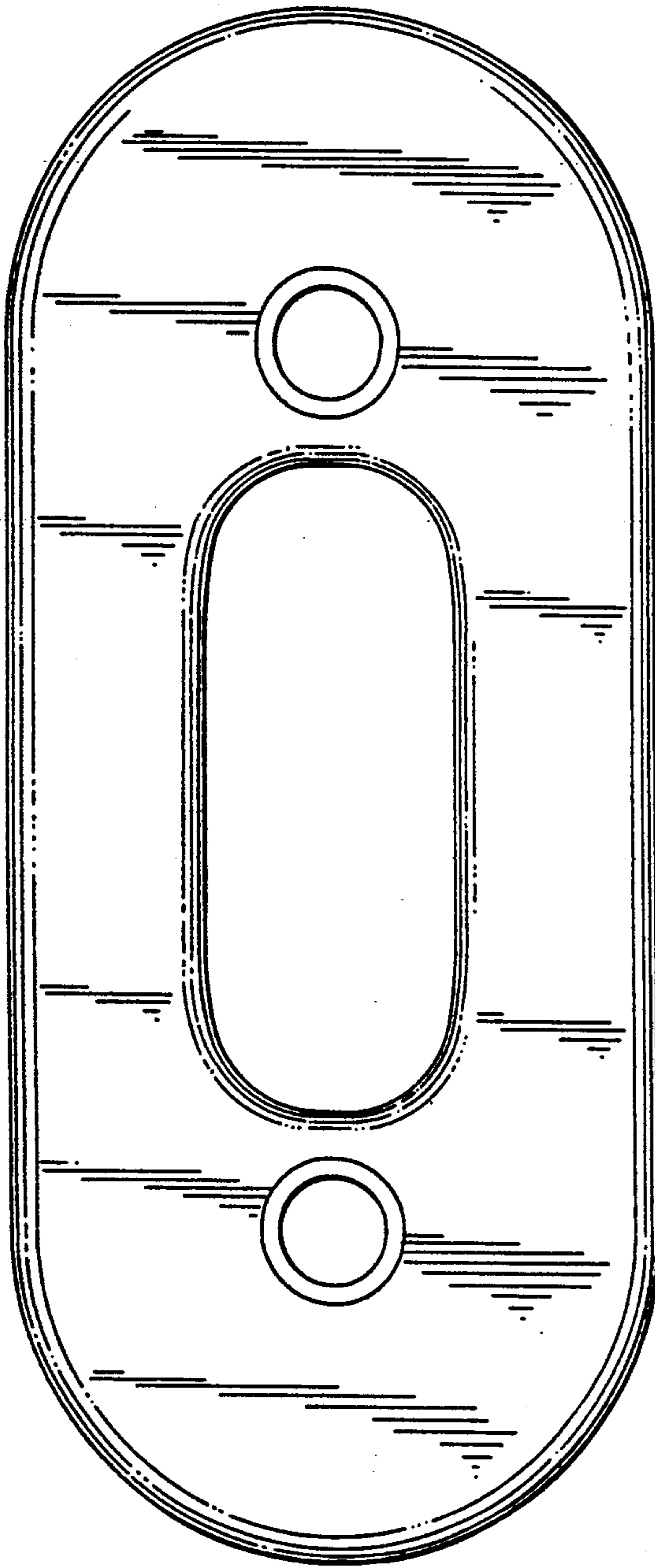


FIG. 2




FIG. 3




FIG. 4

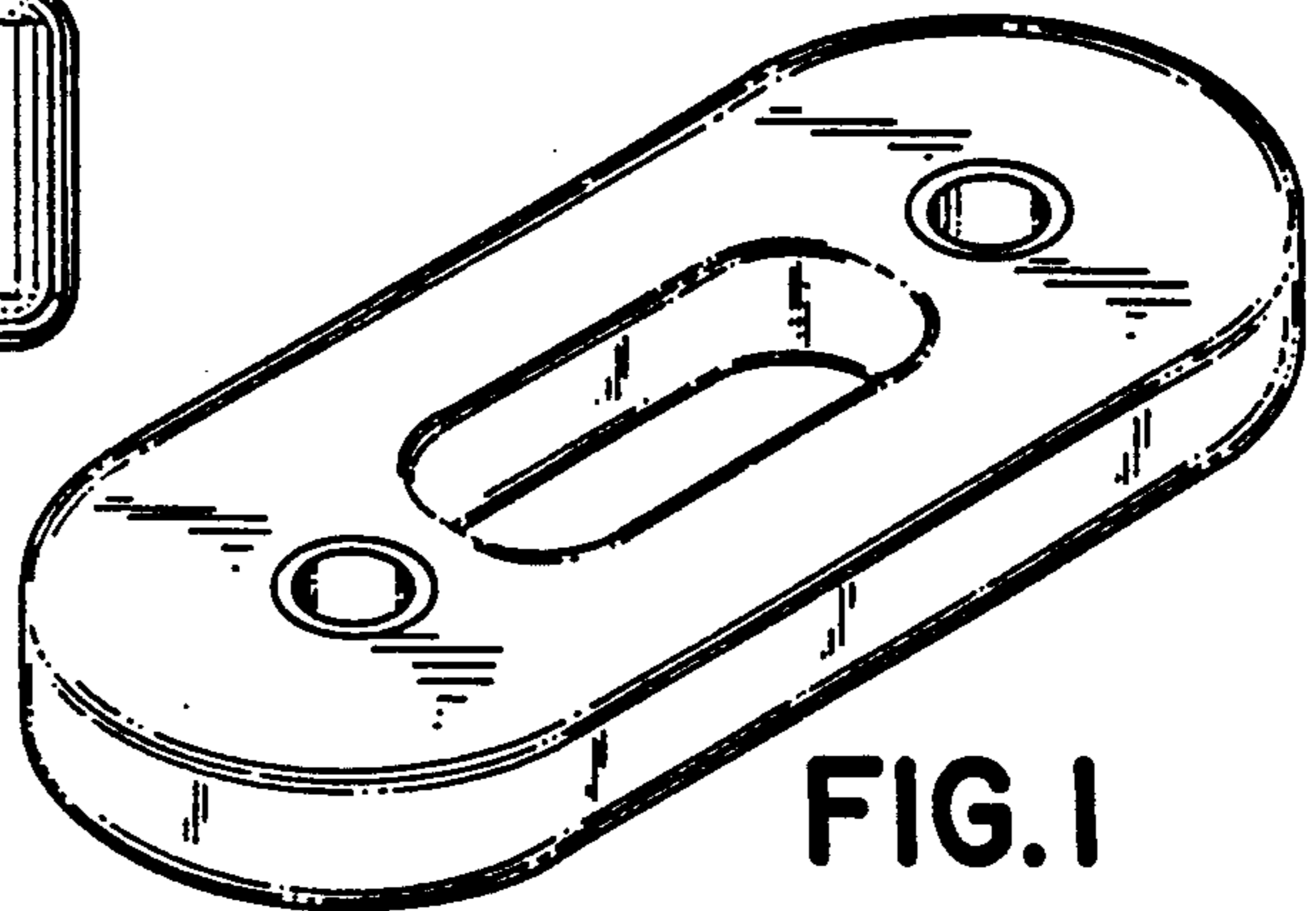


FIG. 1