

United States Patent [19]

Irwin

[11] Patent Number: **Des. 315,927**

[45] Date of Patent: **** Apr. 2, 1991**

[54] MULTIPLE UNIT VENDING MACHINE

[76] Inventor: **Eldin H. Irwin, 225 Rue de Paresse, Tavares, Fla. 32778**

[*] Notice: The portion of the term of this patent subsequent to Apr. 9, 2005 has been disclaimed.

[**] Term: **14 Years**

[21] Appl. No.: **9,928**

[22] Filed: **Feb. 2, 1987**

[52] U.S. Cl. **D20/4**

[58] Field of Search **D20/1-5; D25/7, 16, 17; D21/13; 194/350; 221/2, 6, 8, 92, 105, 155; 135/98; 312/7.2**

[56] References Cited

U.S. PATENT DOCUMENTS

D. 198,310	6/1964	Reid	D25/17 X
D. 278,160	3/1985	Nutting	D21/13
1,111,040	9/1914	Stalker	D25/17 X
1,417,060	5/1922	Hansley	D21/249 X
2,713,889	7/1955	White	135/98 X
2,832,506	4/1958	Hatcher	221/155
3,245,581	4/1966	Reach	221/155

3,282,466	11/1966	Meresz et al.	221/155
4,274,551	6/1981	Hicks	221/155 X
4,756,448	7/1988	Dahl	221/155 X

FOREIGN PATENT DOCUMENTS

775433	1/1968	Canada	194/350
676584	11/1964	Italy	194/350
961820	6/1964	United Kingdom	194/350

OTHER PUBLICATIONS

Vending Times, Sep. 1984, p. 97, Copy Scientific Library.


Primary Examiner—A. Hugo Word
Assistant Examiner—Doris V. Coles
Attorney, Agent, or Firm—Emch, Schaffer, Schaub & Porcello, Co.

[57] CLAIM

The ornamental design for a multiple unit vending machine, as shown and described.

DESCRIPTION

FIG. 1 is a perspective view of a multiple unit vending machine, showing my new design, the opposite perspective view being a mirror image thereof; and FIG. 2 is a side elevational view, the opposite side being a mirror image thereof.



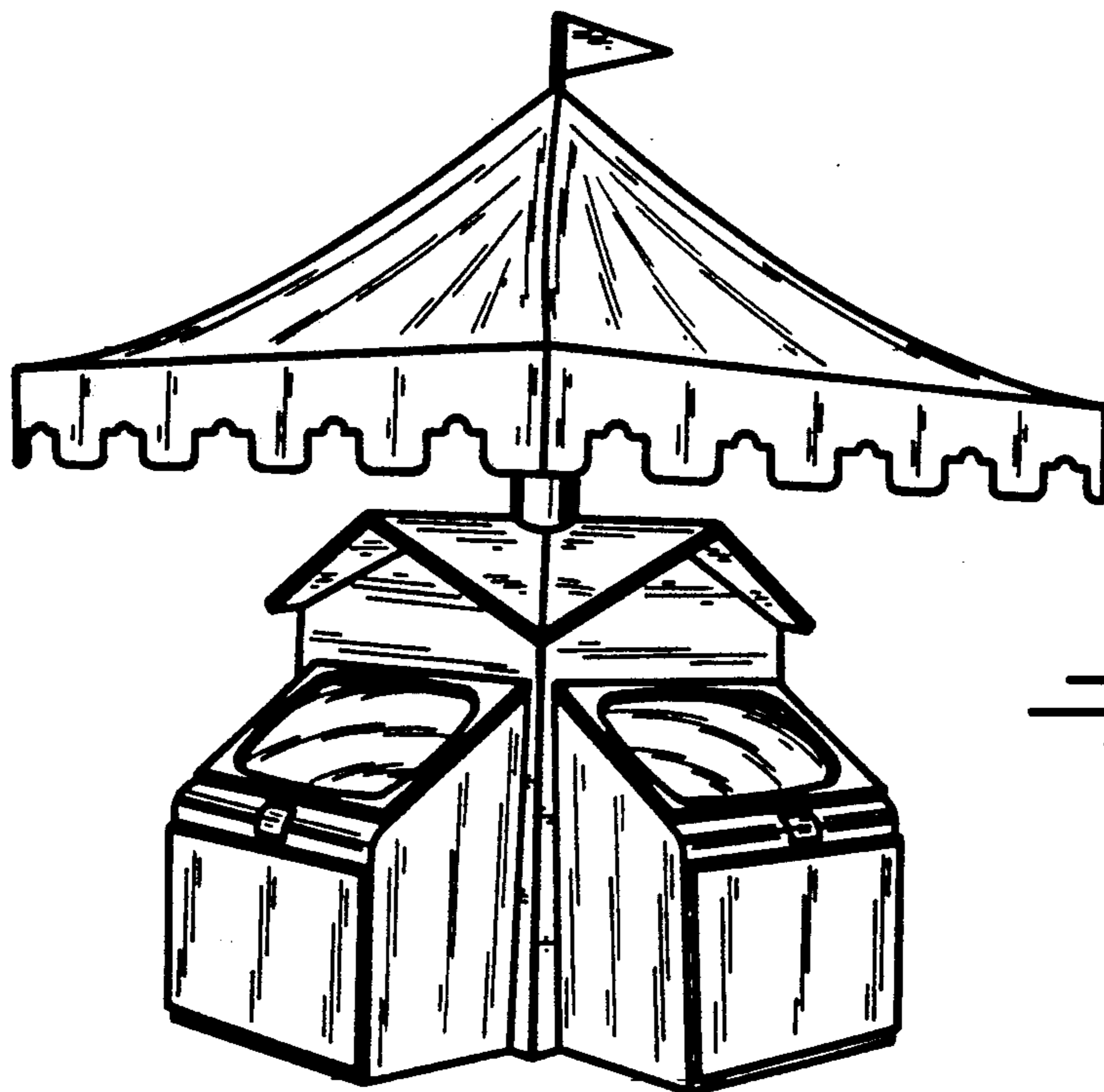


FIG. 1

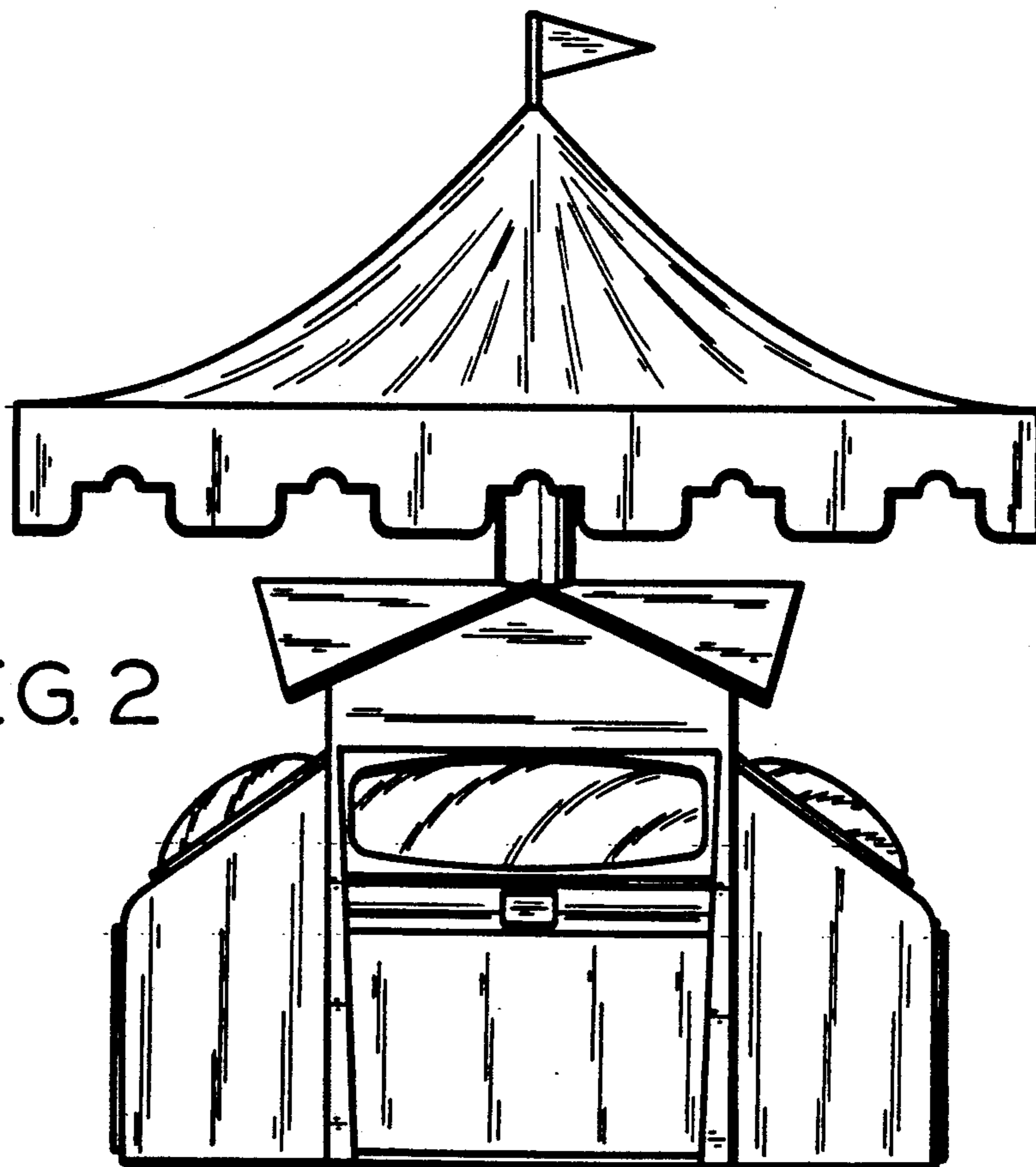


FIG. 2