

United States Patent [19]

Rich

[11] Patent Number: **Des. 315,925**

[45] Date of Patent: **** Apr. 2, 1991**

[54] **LETTER TRAY**

[75] Inventor: **Beverly C. Rich, Ruxton, Md.**

[73] Assignee: **Fellowes Mfg Co, Itasca, Ill.**

[**] Term: **14 Years**

[21] Appl. No.: **171,293**

[22] Filed: **Mar. 24, 1988**

[52] U.S. Cl. **D19/92; D19/86; D19/95**

[58] Field of Search **D19/65, 75, 86, 91, D19/92, 95, 99, 100; D6/511; D34/40, 42; 211/126, 181, 45, 49.1, 50; 206/425, 212, 557; 220/485**

[56] **References Cited**

U.S. PATENT DOCUMENTS

D. 33,268	9/1900	Rix	D19/92
D. 33,269	9/1900	Rix	D19/92
D. 44,123	6/1913	Chatillon	D19/92 X
D. 157,571	3/1950	Dennis	D34/42
D. 178,183	7/1956	Glezen	220/485 X
D. 228,209	8/1973	Woods	D19/92
D. 235,994	7/1975	Stiene	D19/92
D. 265,325	7/1982	Rich	D19/92
D. 270,963	10/1983	Hawes et al.	D34/40
D. 286,117	10/1986	Wellington	D6/511 X
933,517	9/1909	Worcester	211/181 X

1,463,098	7/1923	Snyder	220/485 X
2,807,454	9/1957	Beadle	206/557 X
3,091,355	5/1963	Mutto	D34/42 X
3,305,125	2/1967	Chesley	220/485
3,704,791	12/1972	Young, Jr.	220/485 X

OTHER PUBLICATIONS

Ginn's Office Supply Catalog ©1984, see p. 82, Wire Tray upper left.

Office Products Catalog ©1978, see p. 105, tray lower left.

Primary Examiner—Bruce W. Dunkins

Assistant Examiner—Martha Thompson

Attorney, Agent, or Firm—Walter G. Finch

[57] **CLAIM**

The ornamental design of a letter tray, as shown and described.

DESCRIPTION

FIG. 1 is a top, front perspective view of a letter tray showing my new design;

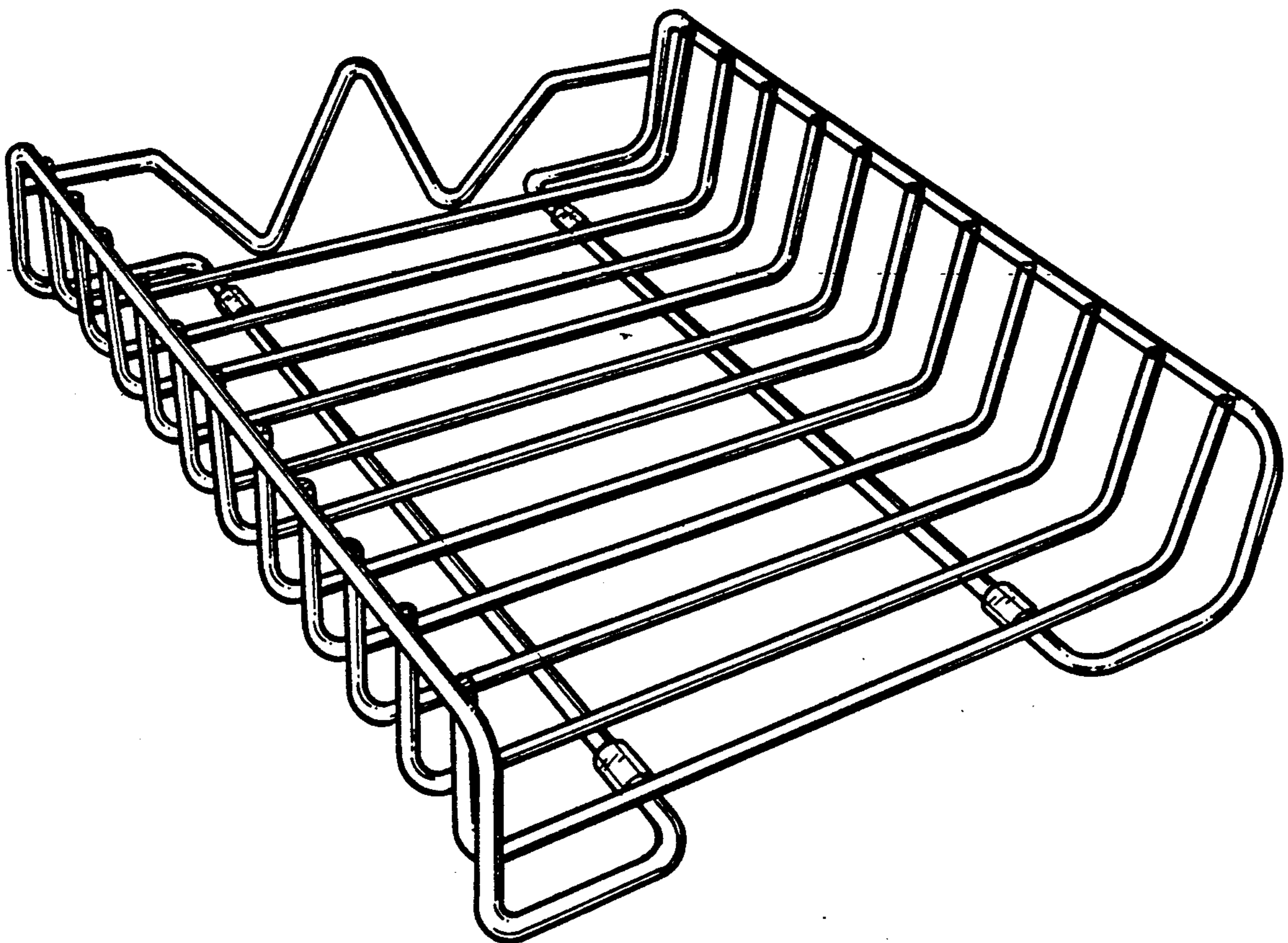
FIG. 2 is a front elevational view;

FIG. 3 is a top plan view;

FIG. 4 is a side elevational view, the opposite side being a mirror image thereof;

FIG. 5 is a rear elevational view; and

FIG. 6 is a bottom plan view thereof.



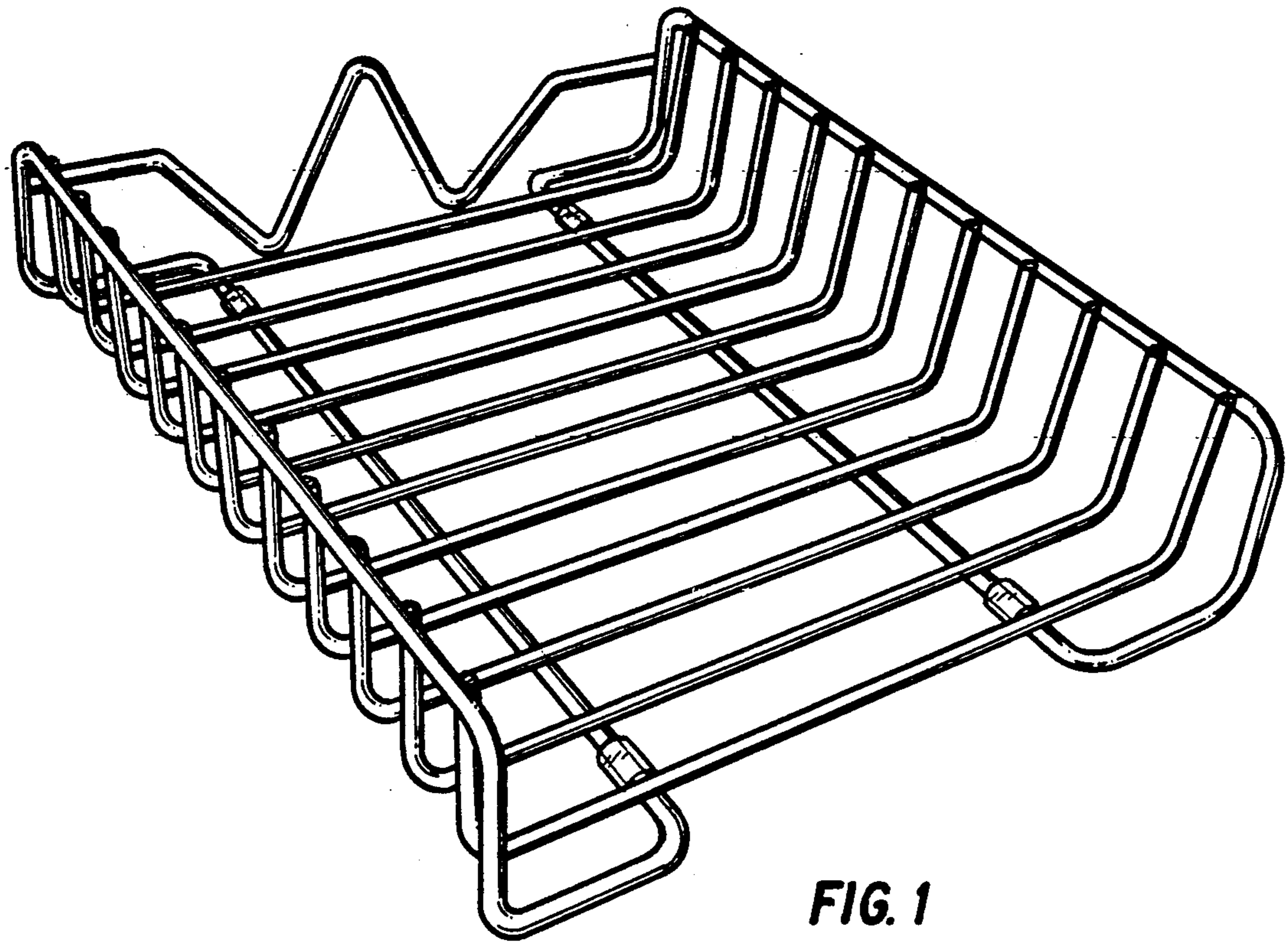


FIG. 1

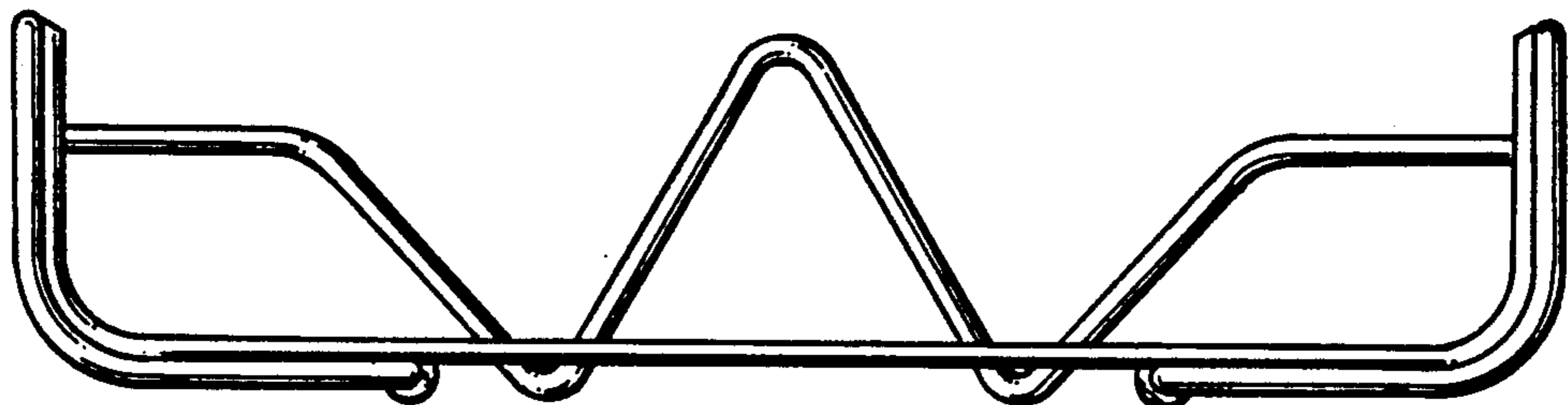


FIG. 2

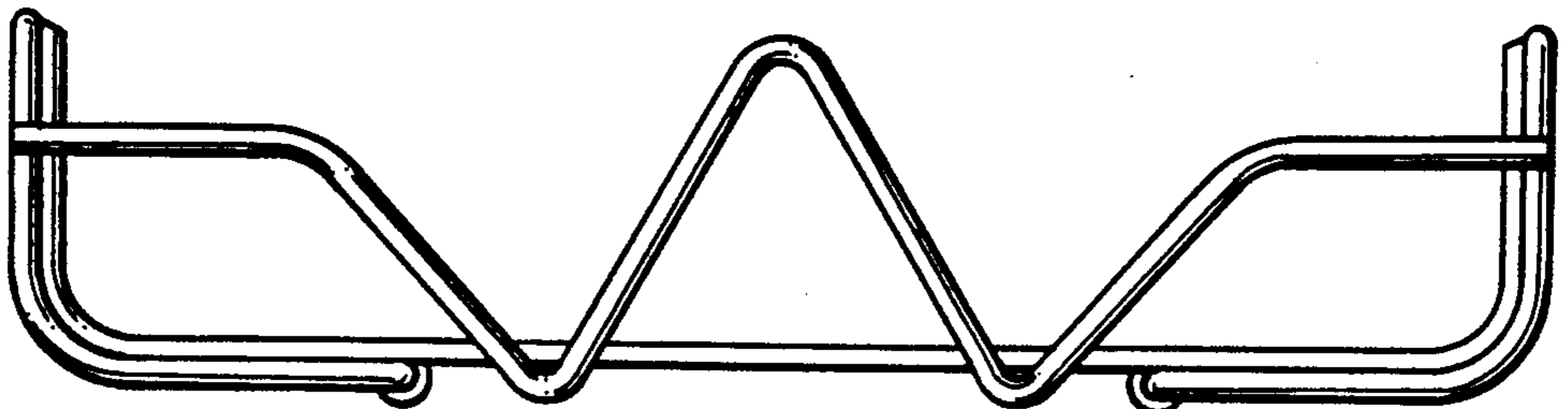


FIG. 5

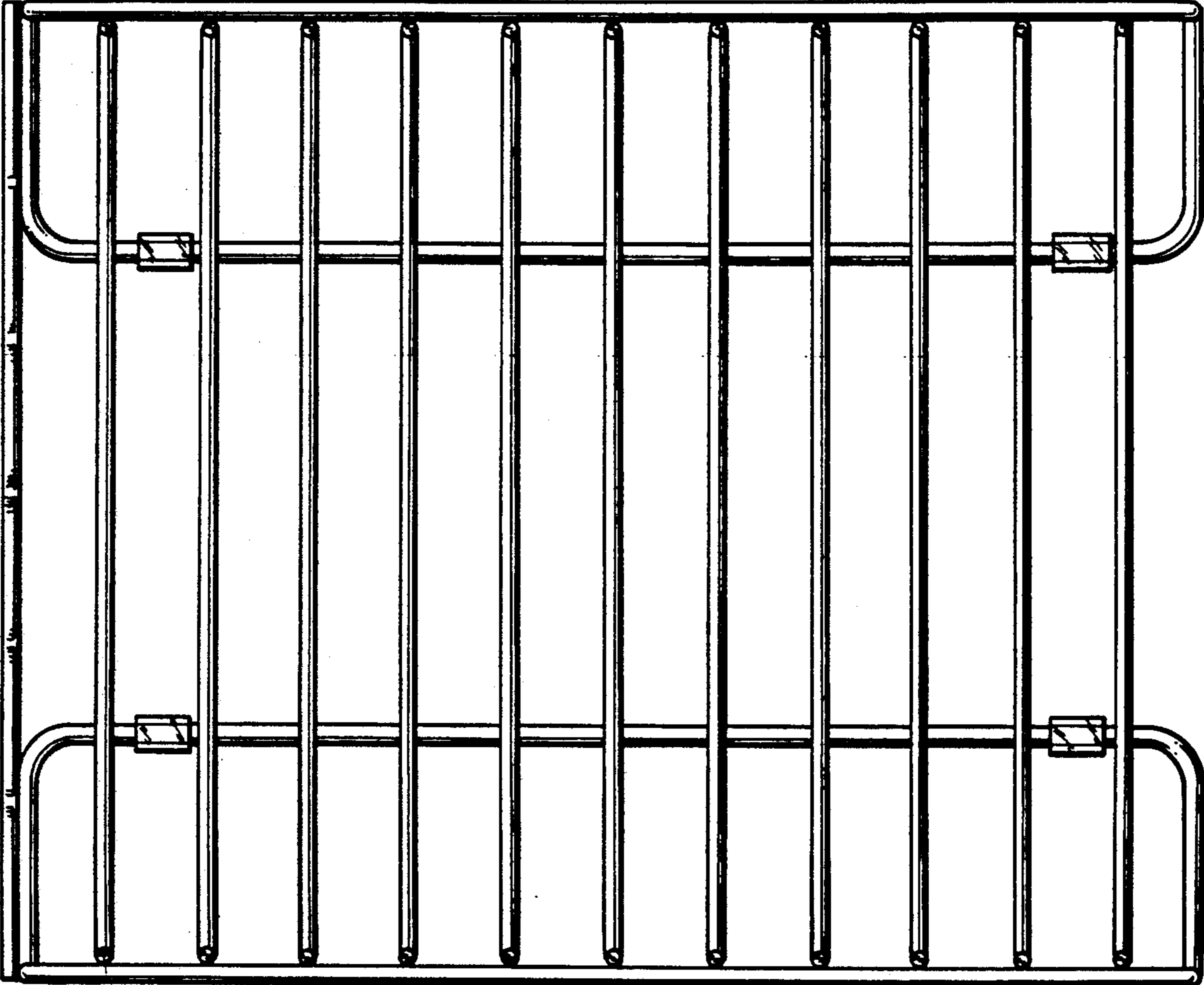


FIG. 3




FIG. 4

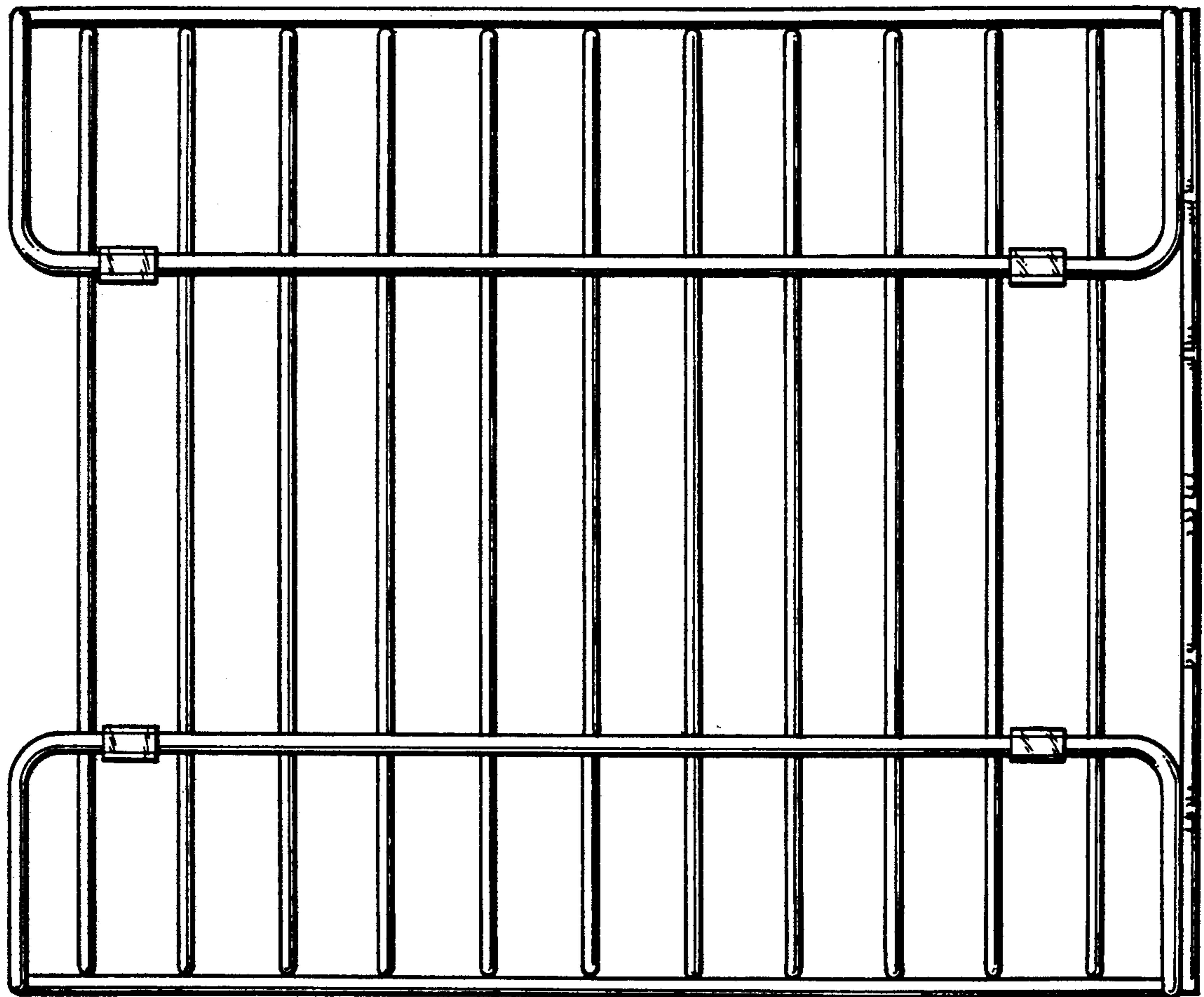


FIG. 6