

[54] TELEPHONE SET WITH TRANSPARENT  
OUTER SURFACE AND NEON-LIGHT TUBE  
SURROUNDING THE BASE

[76] Inventor: Thomas Cheng, No. 6, Alley 49, Lane  
149, Sec. 3, Nan Kang Rd., Taipei,  
Taiwan

[\*\*] Term: 14 Years

[21] Appl. No.: 402,265

[22] Filed: Sep. 5, 1989

[52] U.S. Cl. .... D14/150; D14/248;  
D14/255; D14/247

[58] Field of Search ..... D14/150, 149; 379/434,  
379/436, 440, 419, 433

[56] References Cited

U.S. PATENT DOCUMENTS

D. 259,638	6/1981	Giovanna	.....	D14/150
D. 289,639	5/1987	Anno et al.	.....	D14/150
D. 300,134	3/1989	Hervatin	.....	D14/150
D. 300,217	3/1989	Iino	.....	D14/150

FOREIGN PATENT DOCUMENTS

2186153	8/1987	United Kingdom	.....	D14/150
---------	--------	----------------	-------	---------

OTHER PUBLICATIONS

Markline Mag.; Holiday 1988; Item D, p. 4, clear acrylic body with neon tube about base.

B. D. Pargh, at p. 350; Neon Phones: See Through Lexon Plastic; Nos. ML100 Fun & CT100 Fun.

Primary Examiner—Horace B. Fay, Jr.

Attorney, Agent, or Firm—Steinberg & Raskin

[57] CLAIM

The ornamental design for a telephone set with transparent outer surface and neon-light tube surrounding the base as shown and described.



DESCRIPTION

FIG. 1 is a left side, top and front perspective view of a telephone set with transparent outer surface and neon-light tube surrounding the base showing my new design in cradled relationship;

FIGS. 2 and 3 are respectively left and right side elevational views thereof;

FIGS. 4 and 5 are respectively rear and front elevational views thereof; and

FIGS. 6 and 7 are respectively top and bottom plan views thereof.




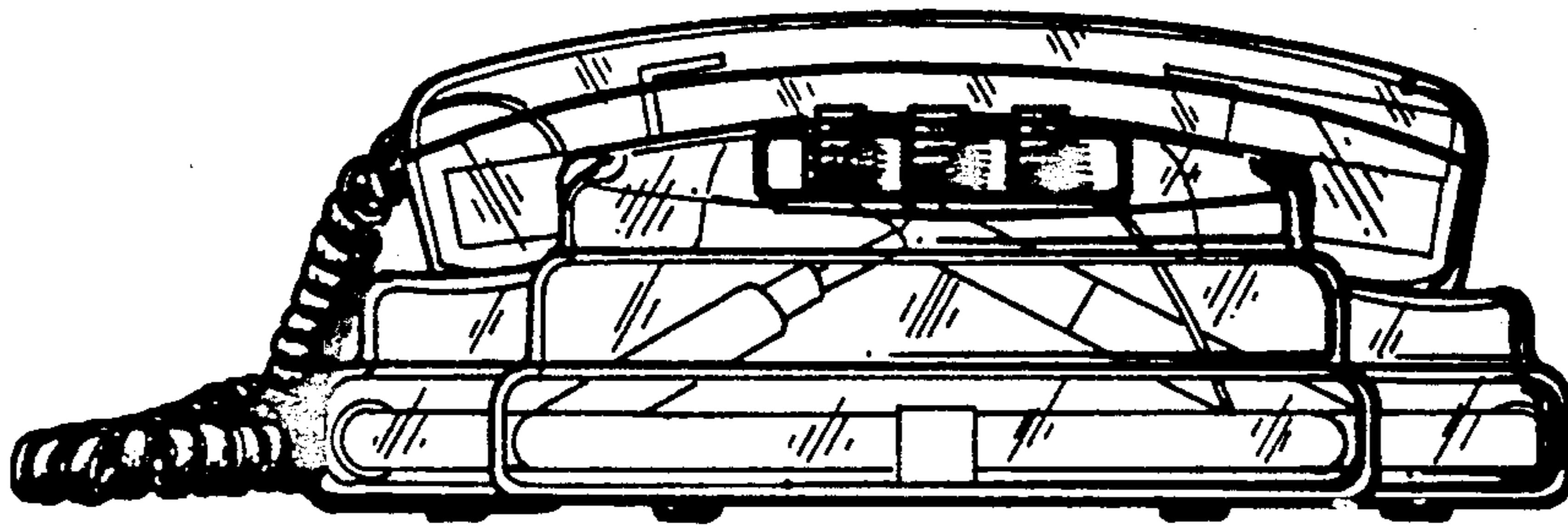



FIG. 1.



*FIG. 2.*



*FIG. 3.*




FIG. 4.




FIG. 5.



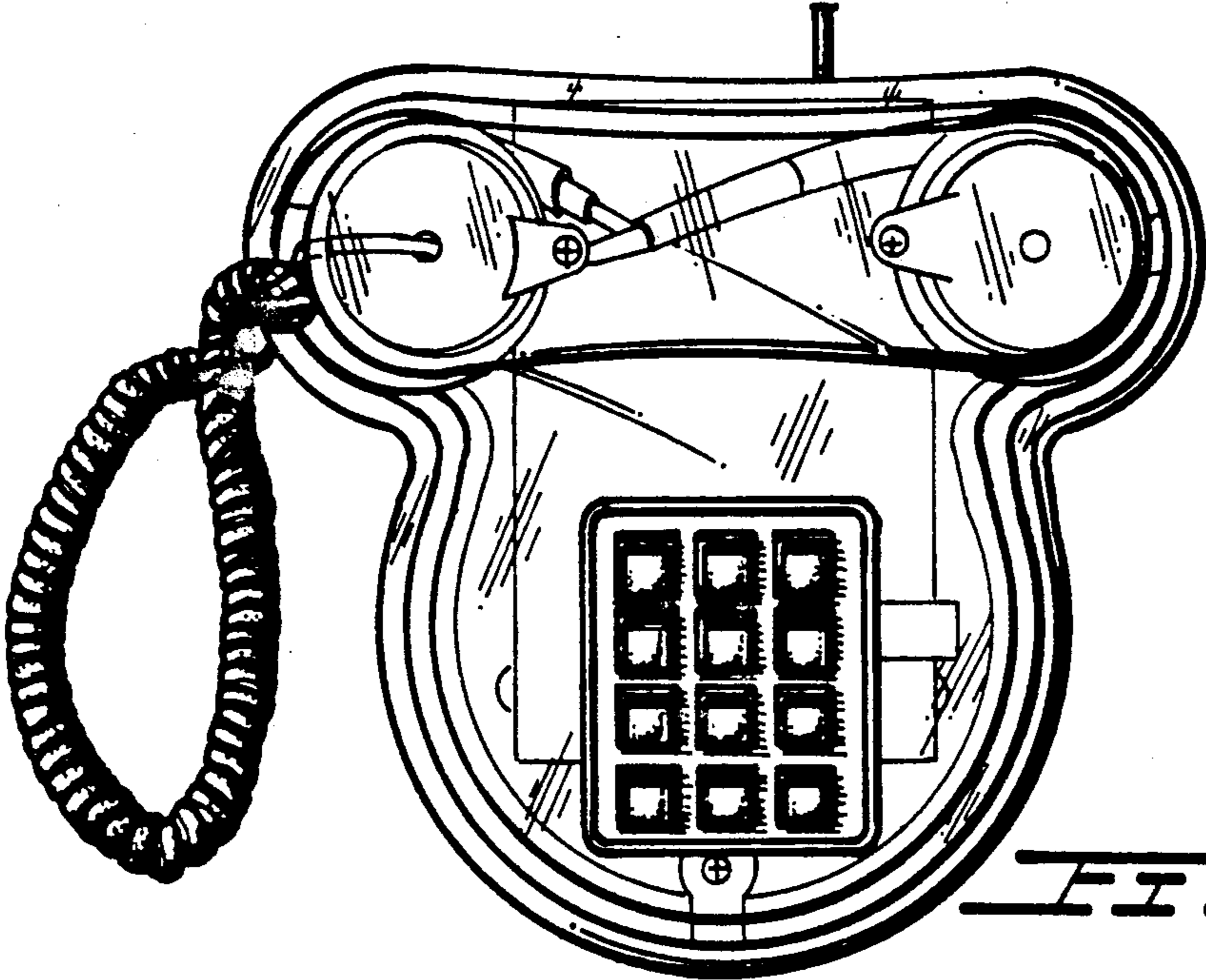


FIG. 6.

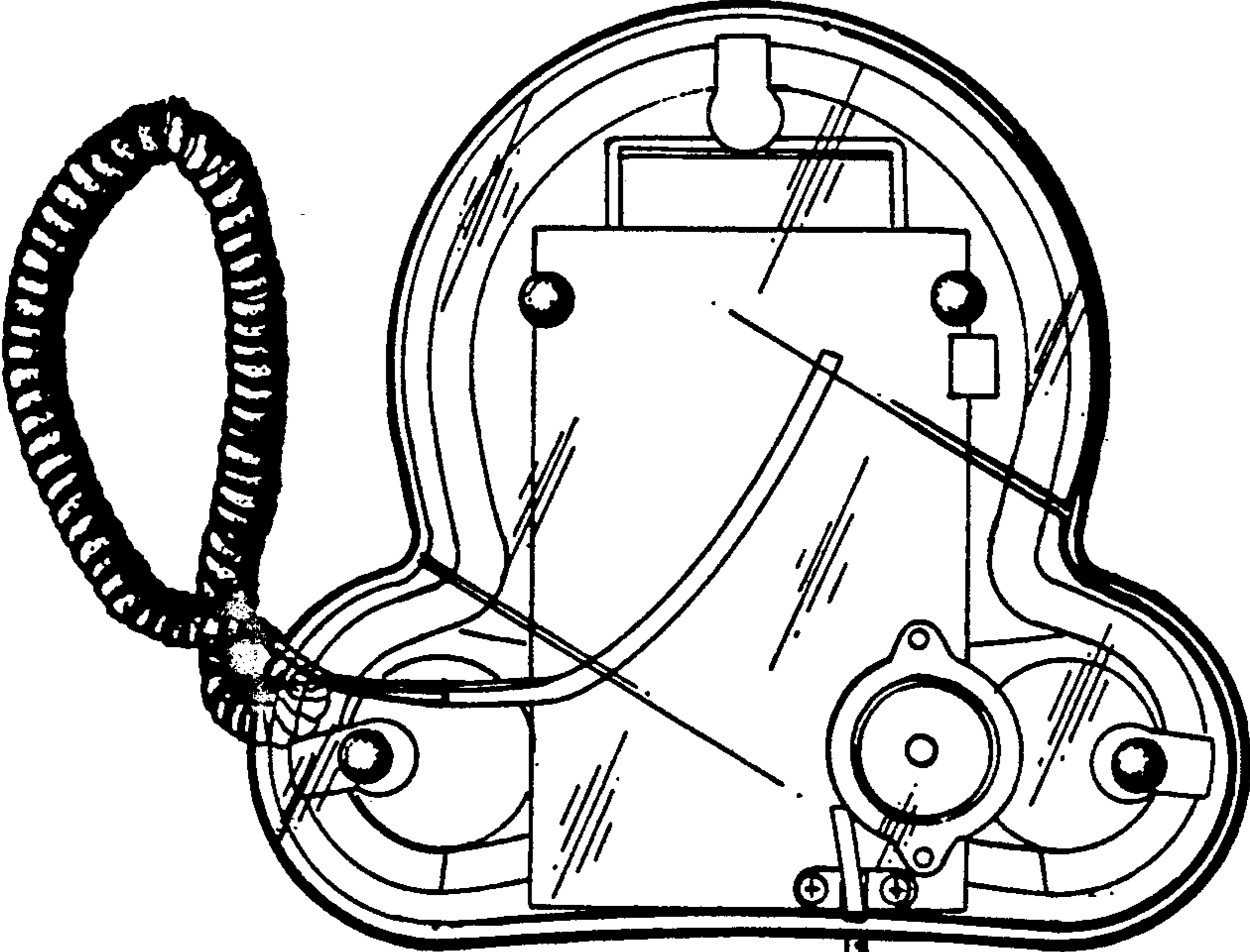


FIG. 7.