

United States Patent [19]

Perdue, Jr. et al.

[11] Patent Number: **Des. 315,870**

[45] Date of Patent: **** Apr. 2, 1991**

[54] **STORAGE BOX WITH HINGED LID**

[76] Inventors: **Thomas E. Perdue, Jr.**, 414 Spruce La., Crystal Lake, Ill. 60014; **Jeffrey D. Bransky**, 233 S. Kensington, La Grange, Ill. 60525

[**] Term: **14 Years**

[21] Appl. No.: **221,561**

[22] Filed: **Jul. 18, 1988**

[52] U.S. Cl. **D9/420**

[58] Field of Search **D9/424, 420, 421, 422, D9/423, 430, 347; 206/425, 309, 216, 223; 220/334, 337; D3/30.1, 70**

[56] **References Cited**

U.S. PATENT DOCUMENTS

D. 252,179 6/1979 Cherry D34/44 X
D. 269,934 8/1983 Hawkins et al. D9/420 X
D. 286,729 11/1986 Tzifkansky et al. D9/423 X
D. 289,108 4/1987 Guibault D3/30.1

3,464,579 9/1969 Asenbauer 220/4 B
3,482,679 12/1969 Bixler et al. D9/418
3,791,547 2/1974 Branseum 220/408
3,837,526 9/1974 Medendorp 206/45.34 X
4,558,799 12/1985 Hammond 220/337 X

Primary Examiner—Bernard Ansher
Assistant Examiner—Prabhakar Deshmukh
Attorney, Agent, or Firm—Pennie & Edmonds

[57] **CLAIM**

The ornamental design for storage box with hinged lid, as shown and described.

DESCRIPTION

FIG. 1 is a perspective view of a storage box with hinged lid showing our new design; FIG. 2 is a front elevation thereof; FIG. 3 is a rear elevation thereof; FIG. 4 is a left side elevation thereof; the right side elevation being a mirror image thereof; FIG. 5 is a top plan view thereof; and FIG. 6 is a bottom plan view thereof.




FIG. 1




FIG. 2




FIG. 3




FIG. 4

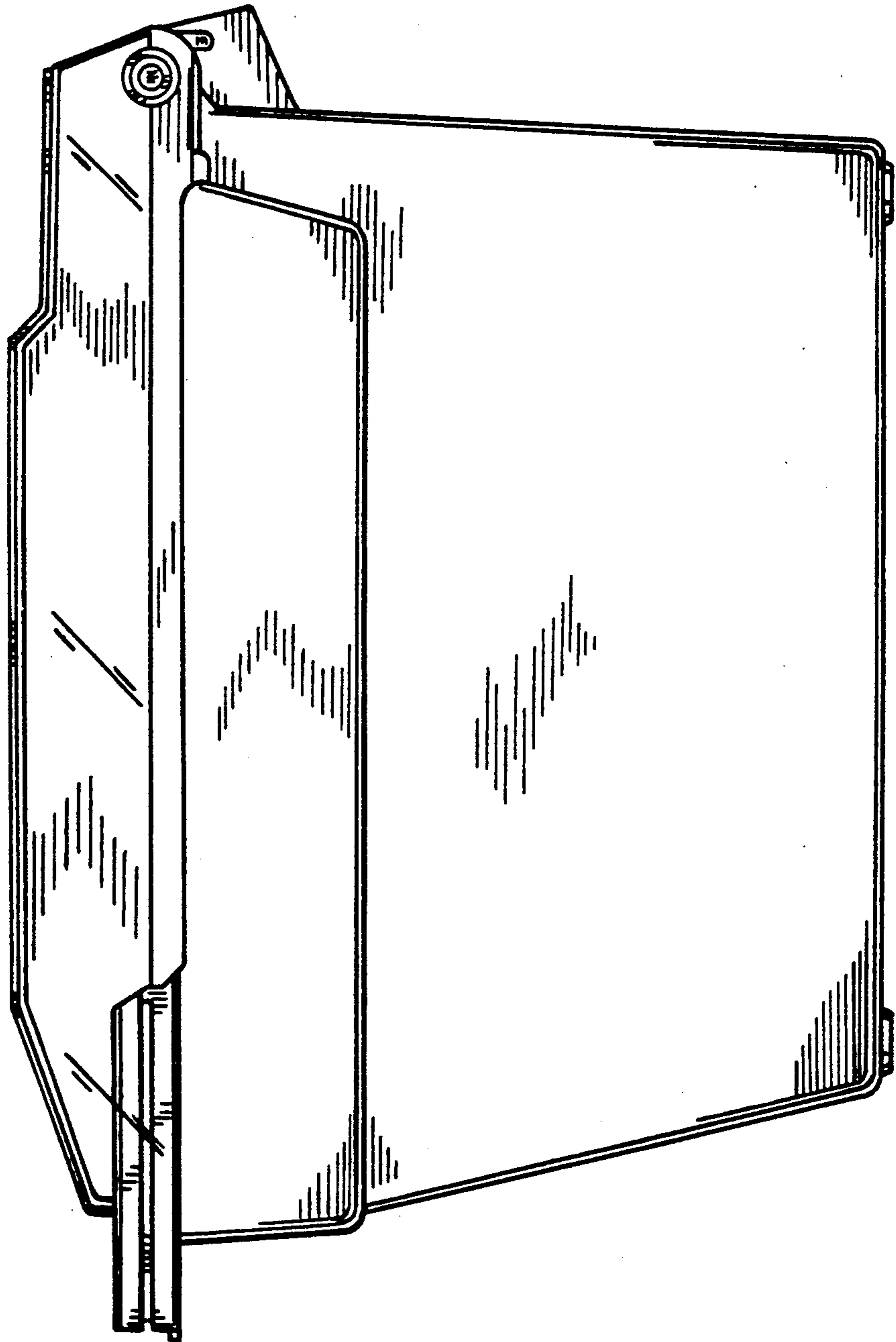


FIG. 5

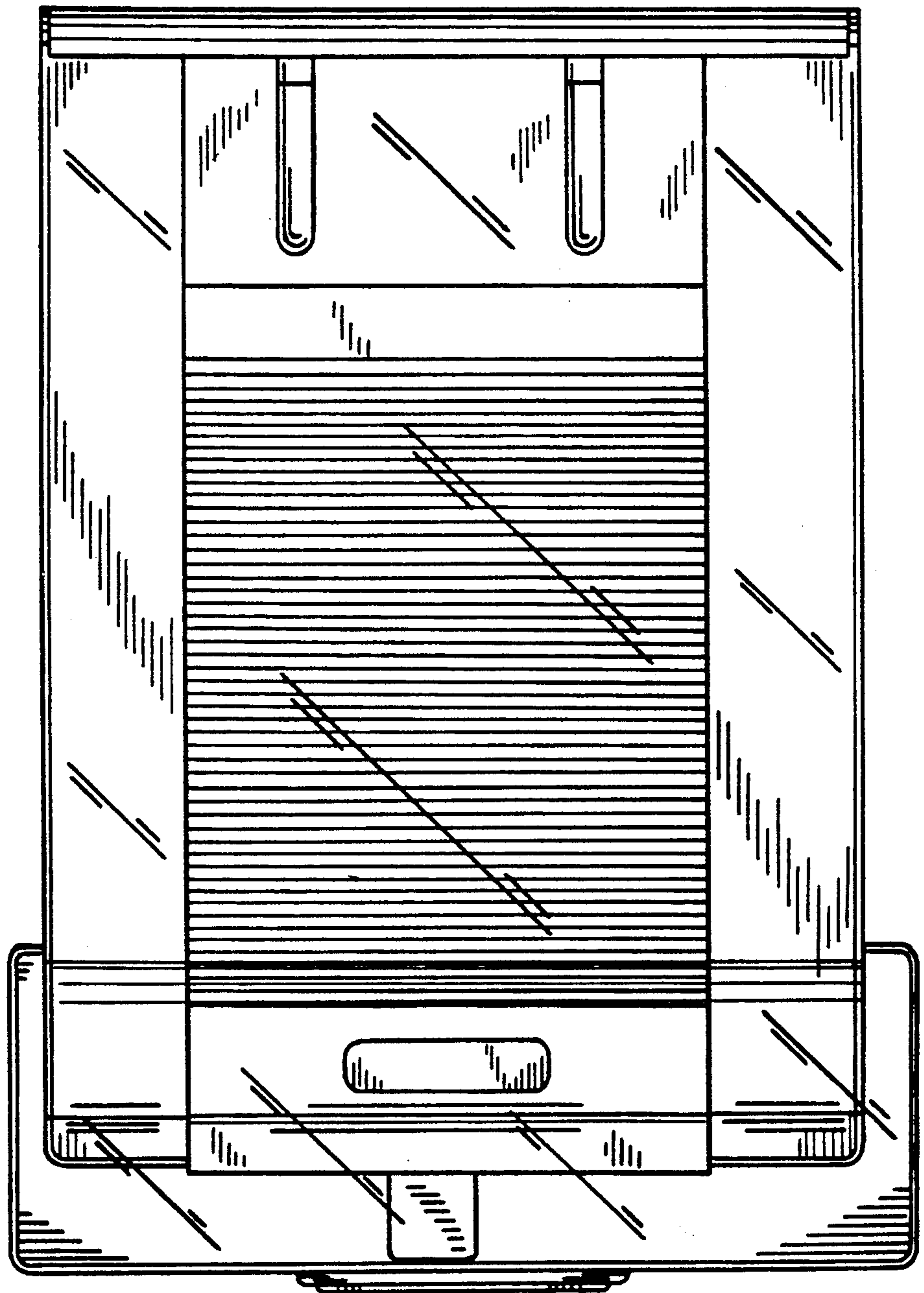


FIG. 6

