

[54] COMBINATION DISPLAY PACKAGE AND FLIP FILE HOLDER FOR COMPACT DISC BOXES

[75] Inventors: Paul J. Gelardi; Anthony L. Gelardi, both of Cape Porpoise, Me.; Alan B. Lowry, Canton, Mass.; Craig S. Lovecky, Old Orchard Beach, Me.; Richard H. Farr, Woburn, Mass.

[73] Assignee: Shape Inc., Biddeford, Me.

[\*\*] Term: 14 Years

[21] Appl. No.: 179,134

[22] Filed: Apr. 8, 1988

[52] U.S. Cl. .... D9/341; D9/337; D9/456

[58] Field of Search ..... D9/456, 341, 342, 337, D9/434; 206/387, 312, 309, 45.31, 45.114; 40/17, 18, 340, 359

[56] References Cited

U.S. PATENT DOCUMENTS

D. 65,395	8/1924	Connor	.....	D9/434
D. 256,976	9/1980	Webster	.....	D9/341
2,781,125	2/1957	Mills	.	
3,191,494	6/1965	Schwartz et al.	.....	40/340
3,951,264	4/1976	Heidecker et al.	.....	206/309
4,212,401	7/1980	Schweizer	.	
4,295,623	10/1981	Schweizer	.	
4,365,708	12/1982	Tyus	.....	40/340
4,428,483	1/1984	Narita et al.	.....	206/309
4,588,086	5/1986	Coe	.....	206/309
4,627,535	12/1986	Kirchner et al.	.	
4,629,067	12/1986	Pavlik et al.	.	
4,655,345	4/1987	Drake et al.	.....	206/309
4,702,369	10/1987	Philosophe	.....	206/309
4,712,679	12/1987	Lowe	.....	206/387
4,781,292	11/1988	Sacherman et al.	.....	206/309
4,805,769	2/1989	Soltis et al.	.....	206/387

Primary Examiner—B. J. Bullock

Assistant Examiner—Dominic Simone  
Attorney, Agent, or Firm—Staas & Halsey

[57] CLAIM

The ornamental design for a combination display package and flip file holder for compact discs boxes, as shown and described.

DESCRIPTION

FIG. 1 is a perspective view of the combination display package and flip file holder for compact discs boxes; FIG. 2 is an exploded view of the combination display package and flip file holder for compact discs boxes shown in FIG. 1, but without the outer shrink-wrap cover; FIG. 3 is a bottom plan view of the combination display package and flip file holder for compact discs boxes of FIG. 1; FIG. 4 is a left and right view of the long side of the combination display package and flip file holder for compact discs boxes of FIG. 1; FIG. 5 is a front and back view of the short side of the combination display package and flip file holder for compact discs boxes of FIG. 1; FIG. 6 is a cross-sectional view taken along line 6—6 in FIG. 1 of the combination display package and flip file holder for compact discs boxes of FIG. 1; FIG. 7 is a side view of one of the long side rails of the rectangular-type frame of the combination display package and flip file holder for compact discs boxes shown in FIG. 2; FIG. 8 is a top view of the long side rail shown in FIG. 6 for the combination display package and flip file holder for compact discs boxes; and FIG. 9 is a perspective view of the flip file holder for compact discs in accordance with the embodiment of the combination display package and flip file holder for compact discs boxes shown in FIG. 1, but without the outer shrink-wrap cover, the middle printed sheet, or the middle tie bars located between the compact discs and the printed sheet.

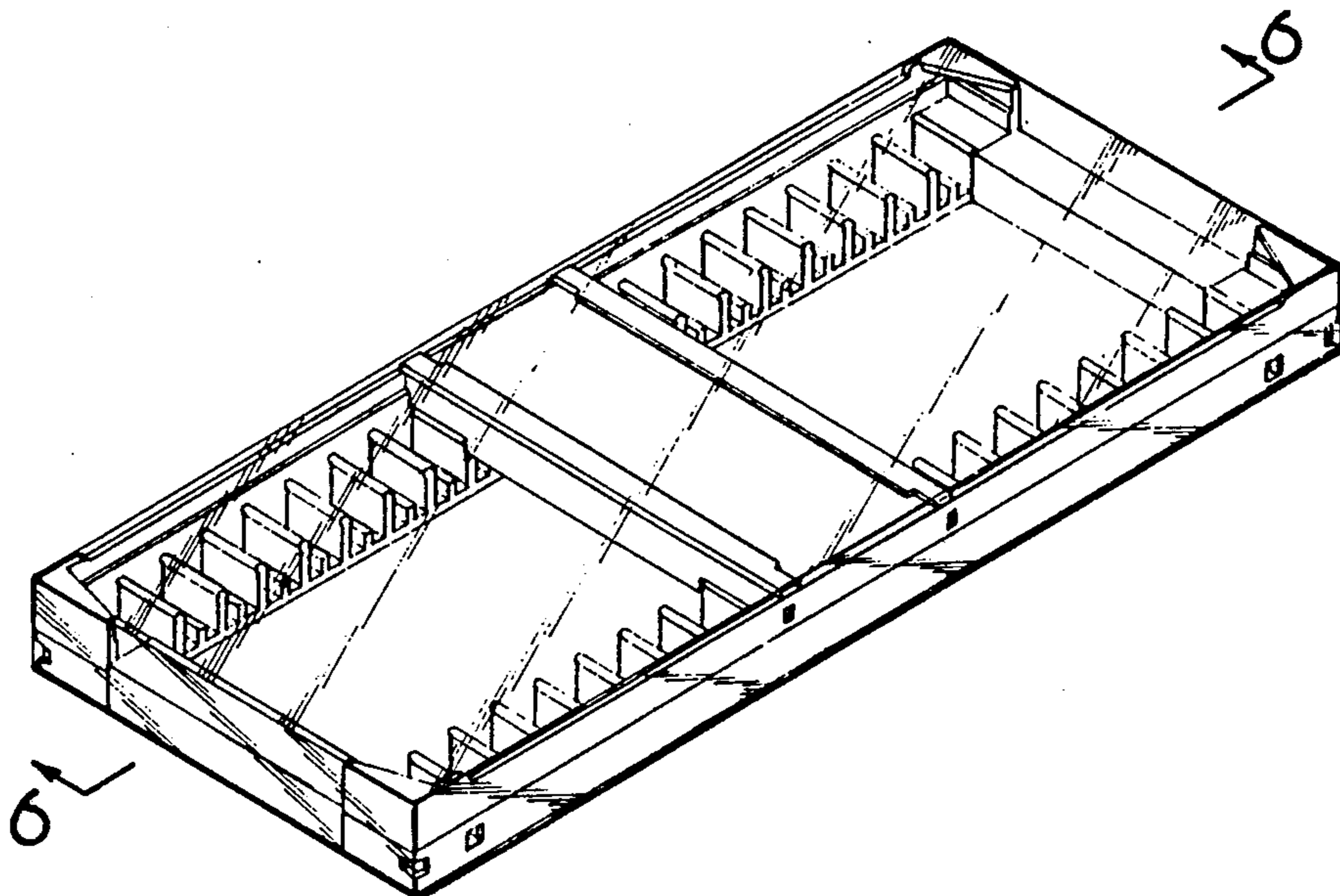


FIG. 1

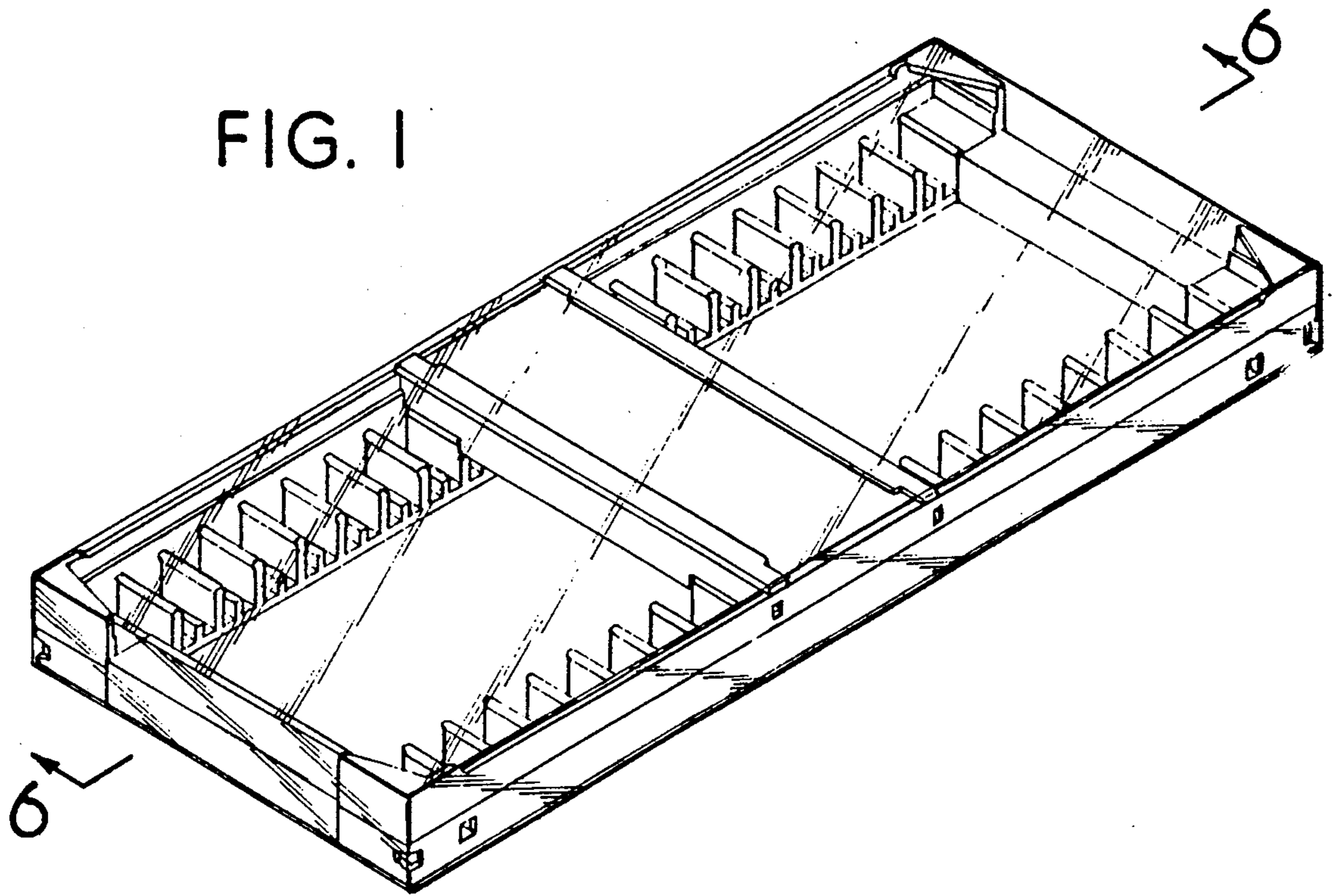
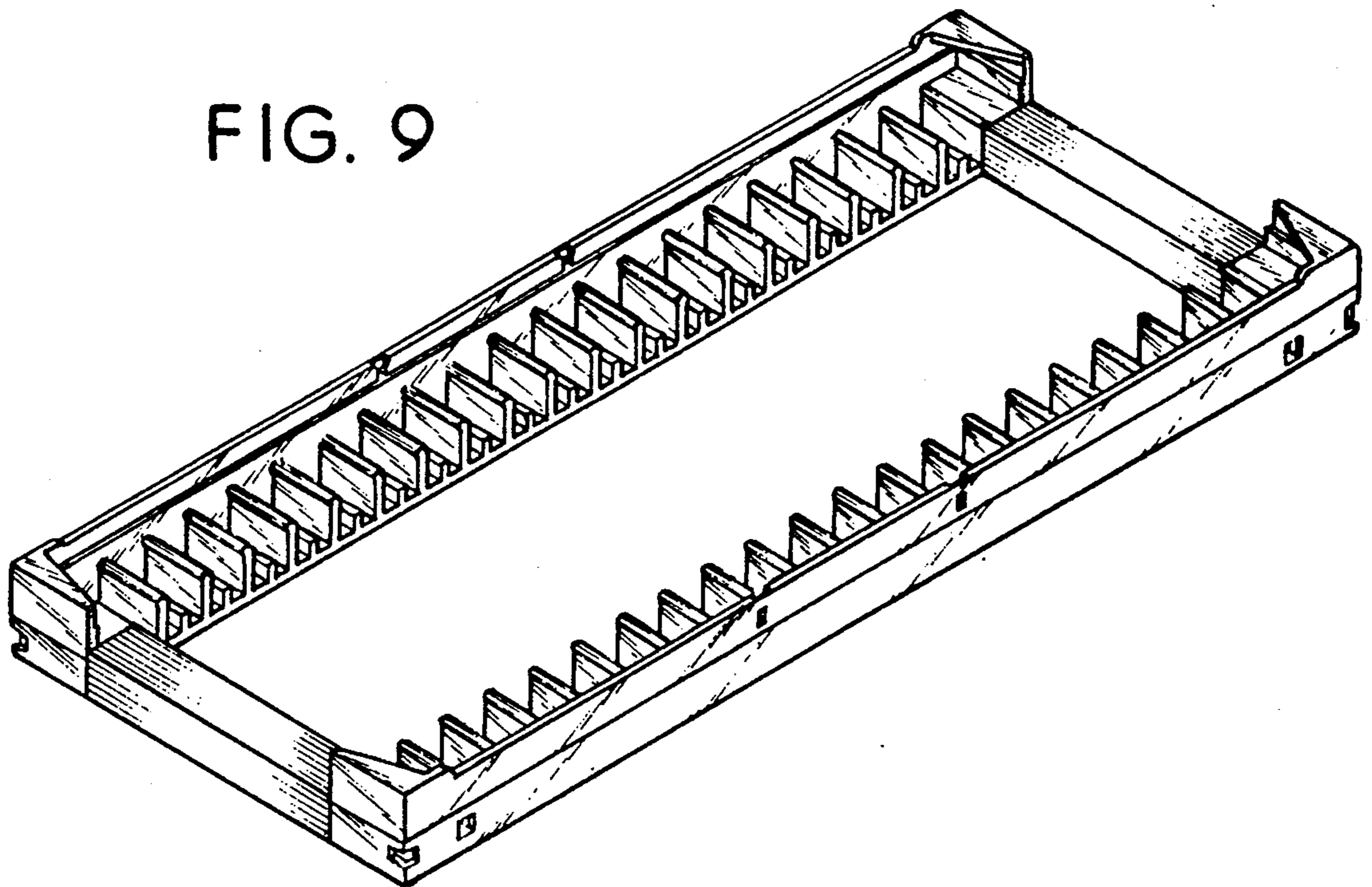


FIG. 9



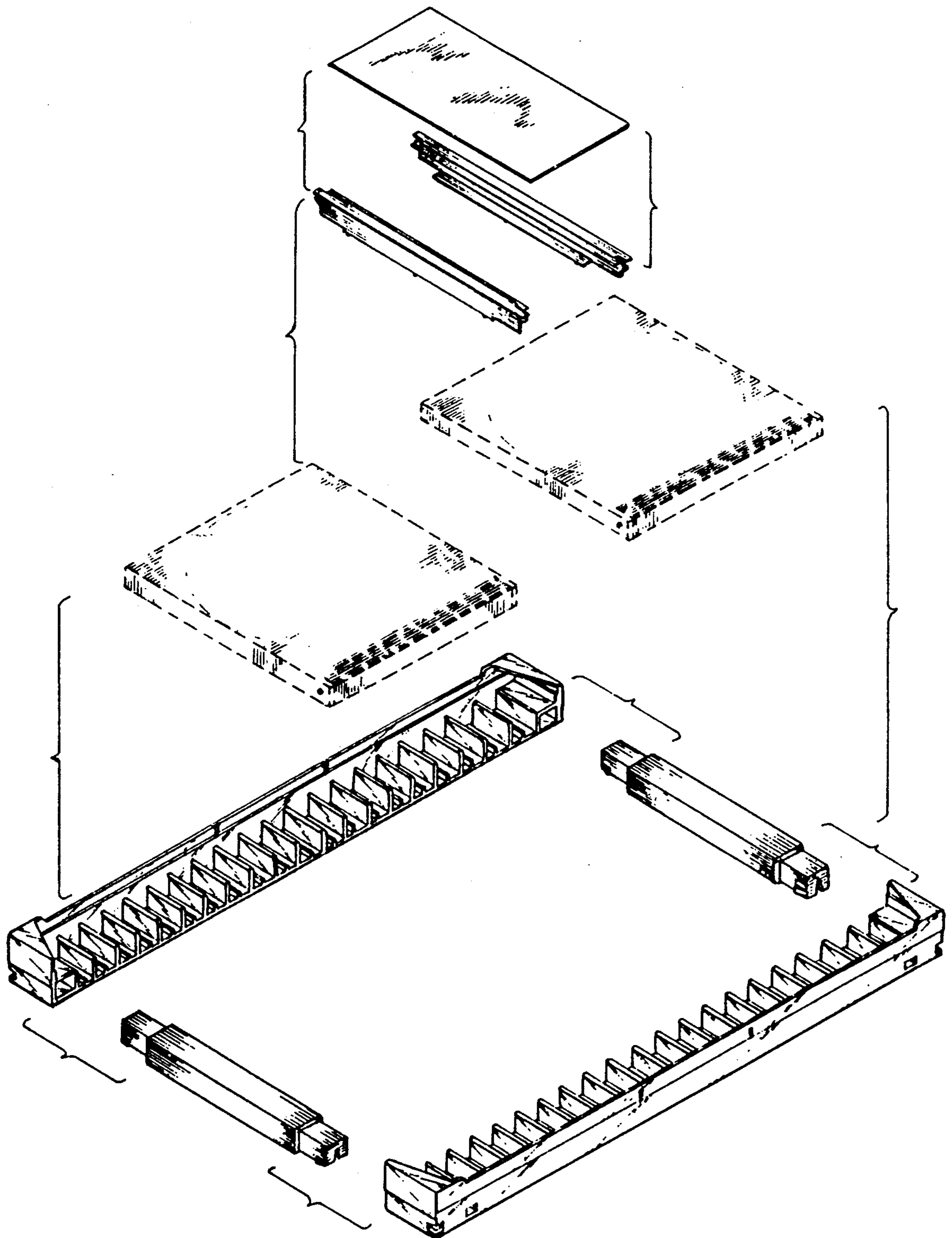


FIG. 2

FIG. 3

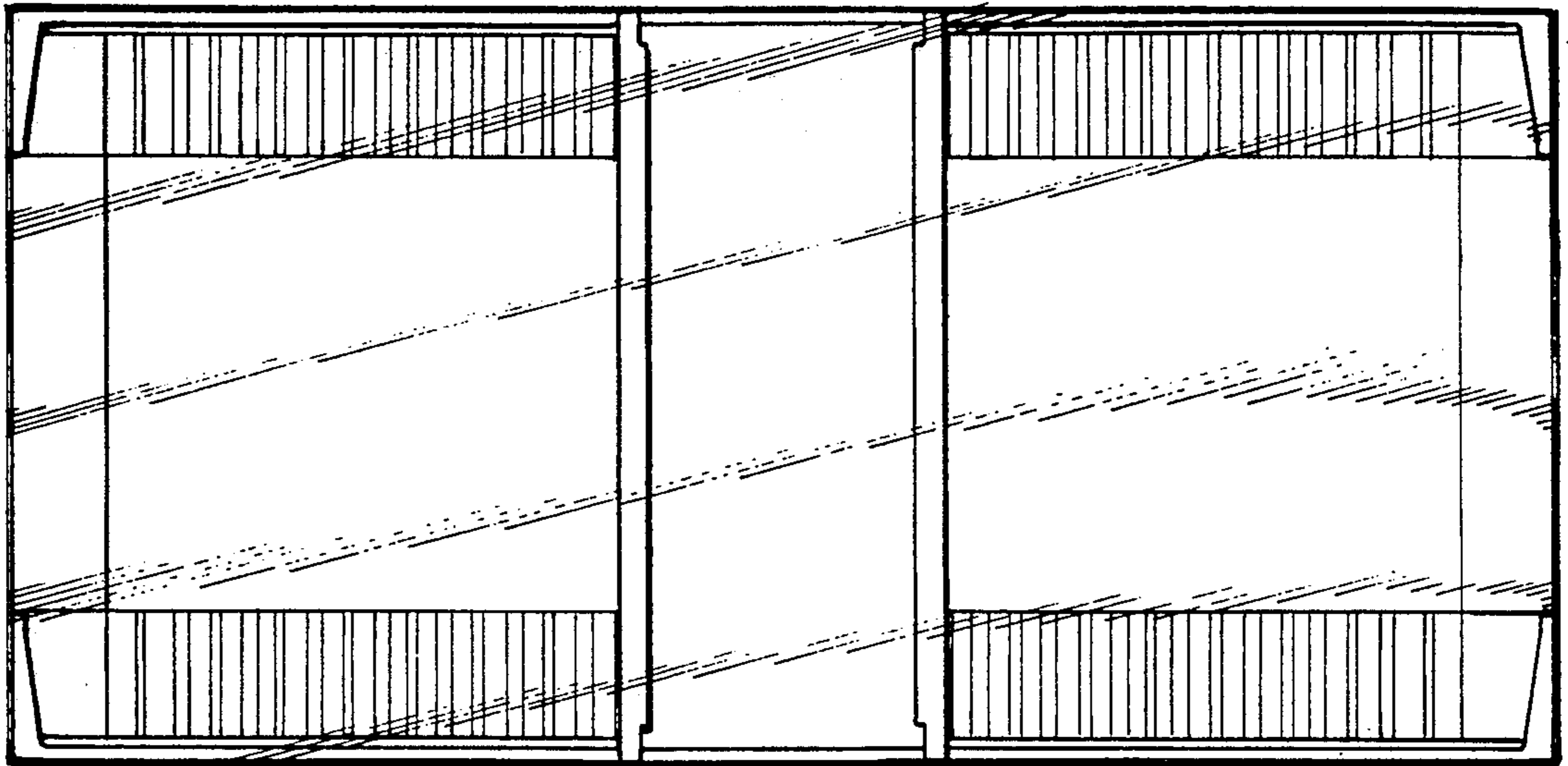


FIG. 4




FIG. 5



FIG. 6



FIG. 7




FIG. 8

