

[54] TOILET BOWL BRUSH HANDLE

[75] Inventor: William E. Brazis, Medina, Ohio

[73] Assignee: Rubbermaid Incorporated, Wooster, Ohio

[**] Term: 14 Years

[21] Appl. No.: 297,261

[22] Filed: Jan. 13, 1989

[52] U.S. Cl. D4/138

[58] Field of Search D4/127-138, D4/199; D8/DIG. 4-DIG. 8; 15/143 R, 146, 159 R, 159 A, 160, 164, 211

[56] References Cited

U.S. PATENT DOCUMENTS

- D. 146,082 12/1946 Hunau D8/DIG. 8
- D. 173,852 1/1955 Pope D4/131
- D. 176,156 11/1955 Racicot D4/137
- D. 201,253 6/1965 Munson et al. D8/DIG. 4
- D. 310,754 9/1990 Gingras D4/138
- 3,085,678 4/1963 Moore 206/15.1

OTHER PUBLICATIONS

Page 51, Croydex 1985, Bathroom & Housewares catalog, address unknown, publication date unknown.

Pages 32 & 33, Swiss Brush Manufacturing Co. Ltd., Ebnat-Kappel, CH-9642, Ebnat-Kappel/Switzerland, publication date unknown.

Sell sheet, Coronet-Werke Heinrich Schlerf GmbH, Postfach 1180, 6948 Walmichslbach/Odw., publication date unknown.

Catalog page, Roman Dietsche KG, 7868 Todtnau-Aftersteg., publication date unknown.

Catalog page, EMSA, Badausstattungen, address unknown, publication date unknown.

Page 15, Sabco Limited, Botting Street, Albert Park, South Australia 5014 (mailing address P.O. Box 2, Woodsville, S. Australia, publication date unknown.

Page 21, Rubbermaid Incorporated, 1981 Housewares catalog, 1147 Akron Road, Wooster, Ohio 44691, publication date 1981.

page 30, Rubbermaid Incorporated, Housewares catalog, 1147 Akron Road, Wooster, OH 44691, publication date 1986.

Sell sheet, Viking Brush Limited, 5317 Rue Drolet St., Montreal, Canada H2T 2H5, publication date Feb. 1987.

Primary Examiner—Wallace R. Burke

Assistant Examiner—Lavone D. Tabor

Attorney, Agent, or Firm—Richard B. O’Planick

[57] CLAIM

The ornamental design for a toilet bowl brush handle, as shown and described.

DESCRIPTION

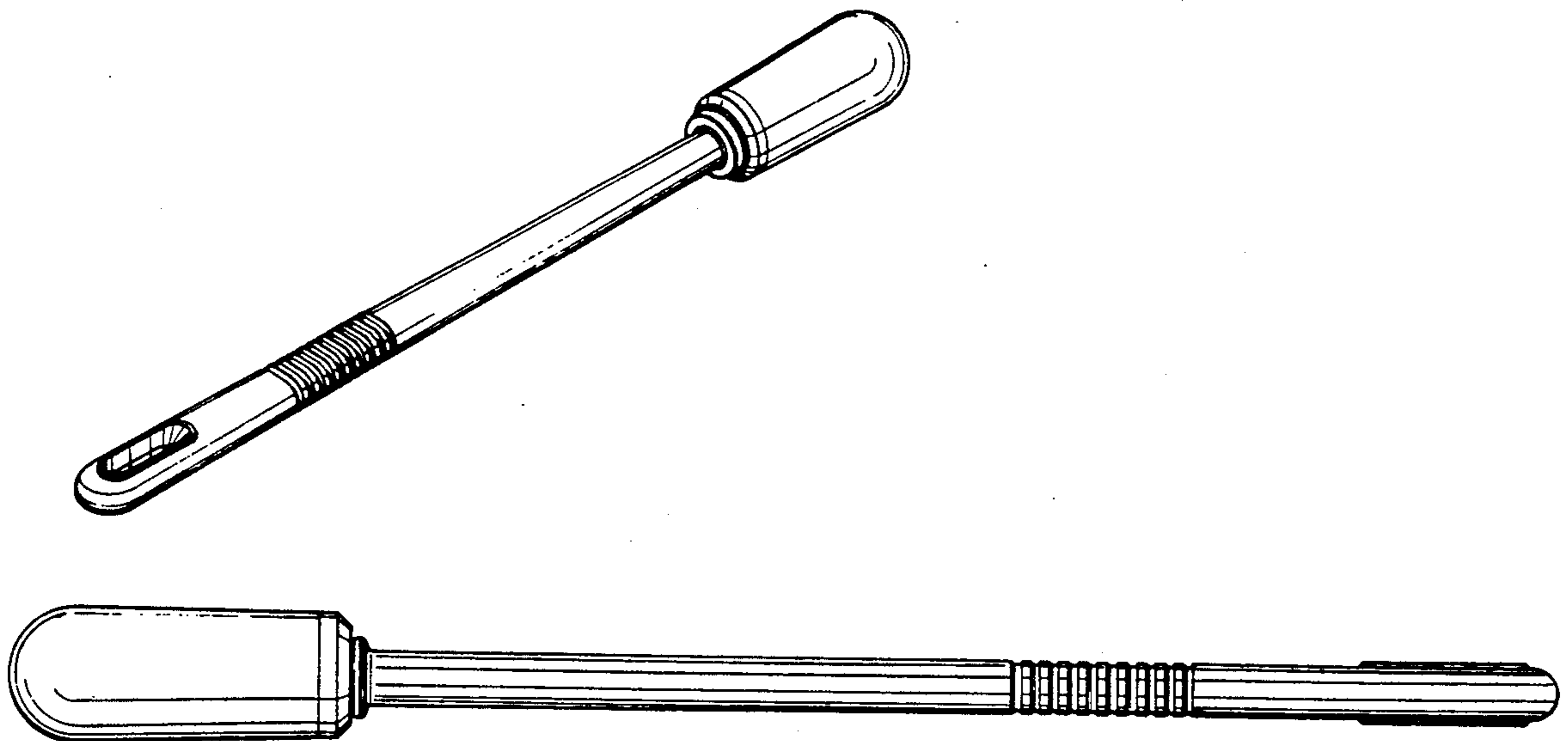
FIG. 1 is a rear perspective view of a toilet bowl brush handle embodying my new design.

FIG. 2 is an enlarged top plan view thereof; the bottom plan view being a mirror image.

FIG. 3 is a front elevational view thereof.

FIG. 4 is a rear elevational view thereof.

FIG. 5 is a side elevational view thereof; the opposite side being a mirror image.



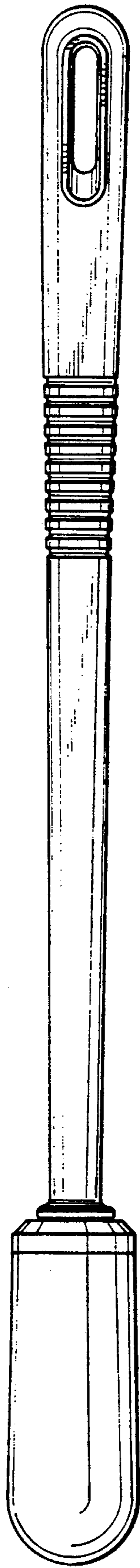


FIG. 2

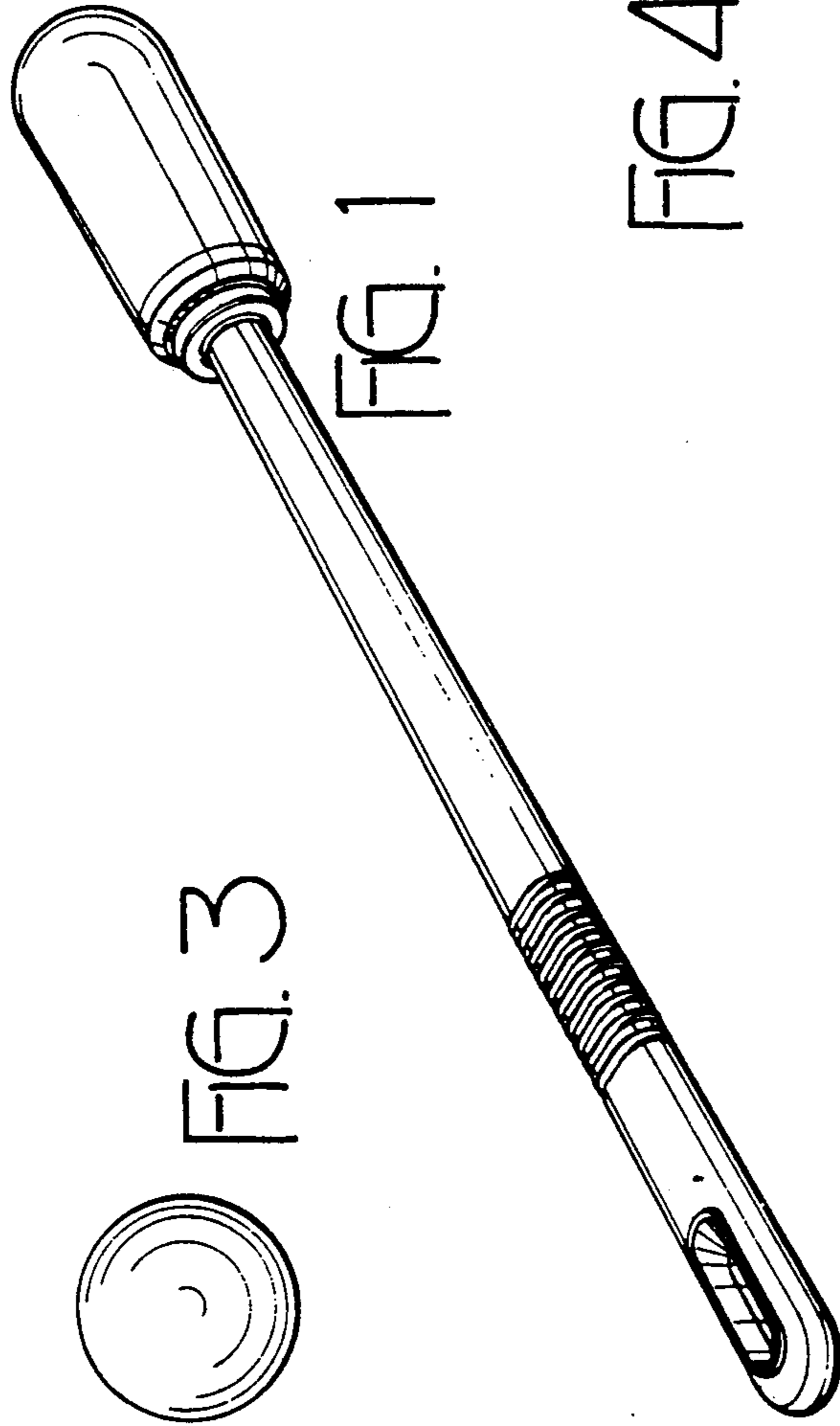


FIG. 1

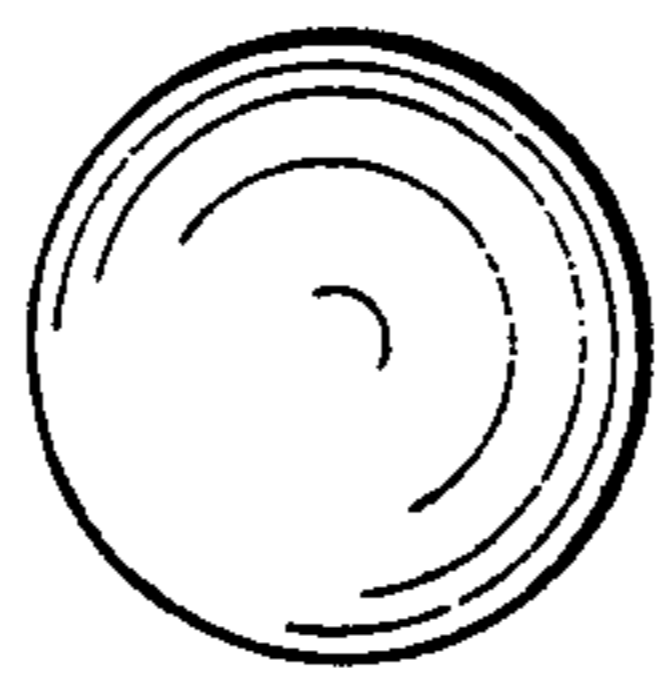


FIG. 3

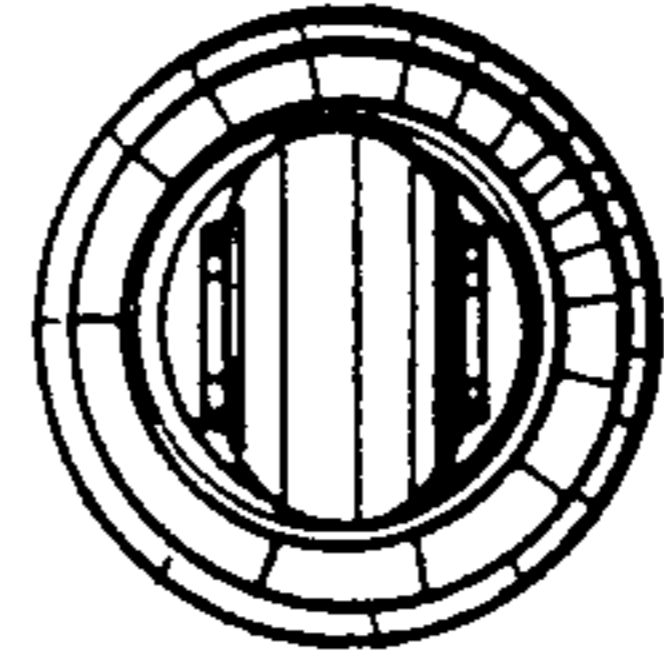


FIG. 4




FIG. 5