

[54] **WATER PURIFYING CANTEEN**

[76] **Inventor: Melvin R. Covington, 3711 N. 75th St., Scottsdale, Ariz. 85251**

[**] **Term: 14 Years**

[21] **Appl. No.: 24,809**

[22] **Filed: Mar. 12, 1987**

[52] **U.S. Cl. D3/30.1**

[58] **Field of Search D3/30.1, 39; D9/354, D9/372, 384, 385, 371, 353; 210/416.3, 238, 282, 244; 206/217, 547; 222/400.8, 175, 189, 562; 224/148, 235; 150/154; 215/100 R**

[56] **References Cited**

U.S. PATENT DOCUMENTS

D. 268,988	5/1983	Hirsh	D9/354
626,238	6/1899	Knapp	210/244
690,457	1/1902	Parker	210/244
707,873	8/1902	Spencer	210/244 X

1,147,384	7/1915	Fetzer, Jr.	222/562
2,738,105	3/1956	Wolfer et al.	210/244 X
3,149,758	9/1964	Bush et al.	222/189
3,323,684	6/1967	Durand et al.	222/189
3,335,917	8/1967	Knight	222/189
4,450,966	5/1984	Villavicencio, Jr. et al.	206/547
4,714,550	12/1987	Malson et al.	210/416.3 X


Primary Examiner—Louis S. Zarfaz
Assistant Examiner—Doris V. Coles
Attorney, Agent, or Firm—Warren F. B. Lindsley

[57] **CLAIM**

The ornamental design for a water purifying canteen, as shown and described.

DESCRIPTION

FIG. 1 is a top, front, perspective view of a water purifying canteen, showing my new design, the top, rear perspective being a mirror image thereof; FIG. 2 is a side elevational view thereof; FIG. 3 is a top plan view thereof; and FIG. 4 is a bottom plan view thereof.



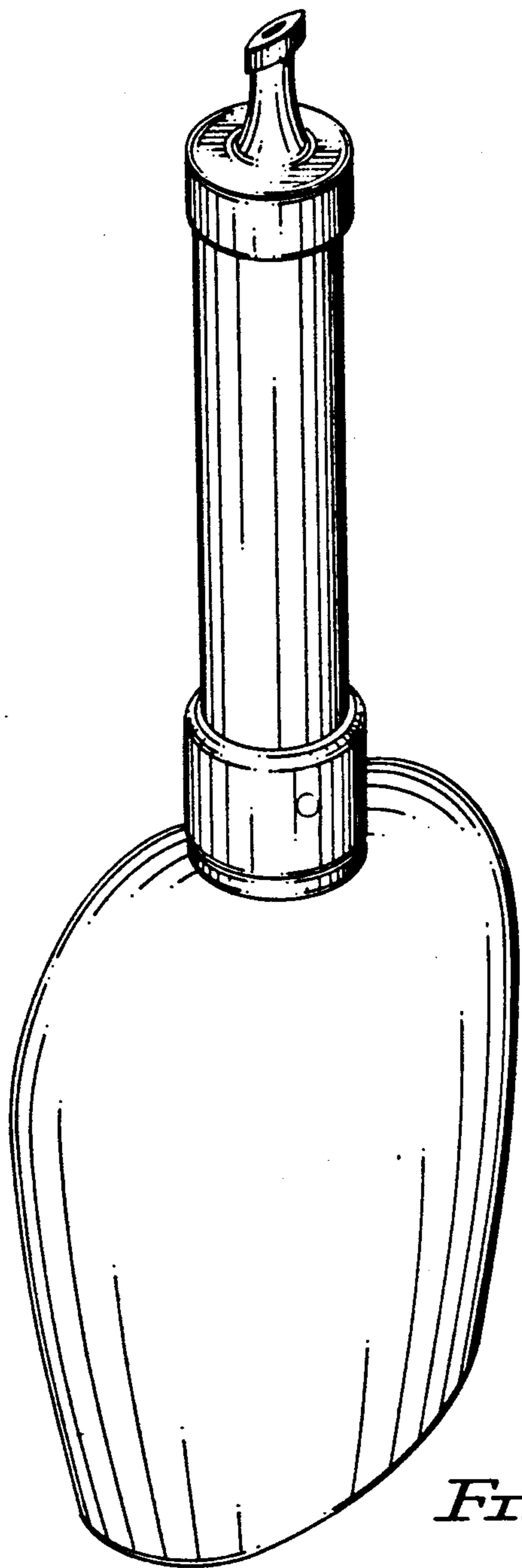


FIG. 1

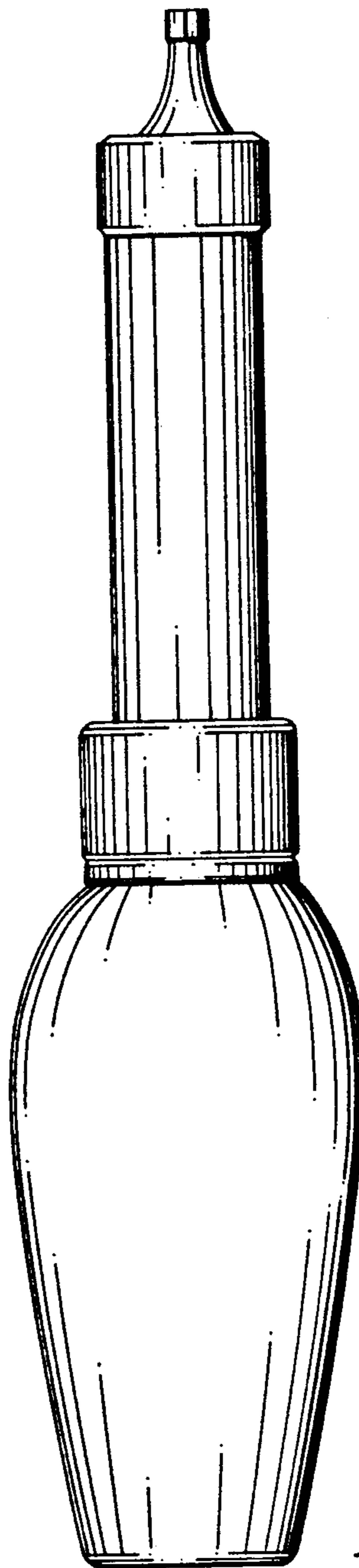


FIG. 2

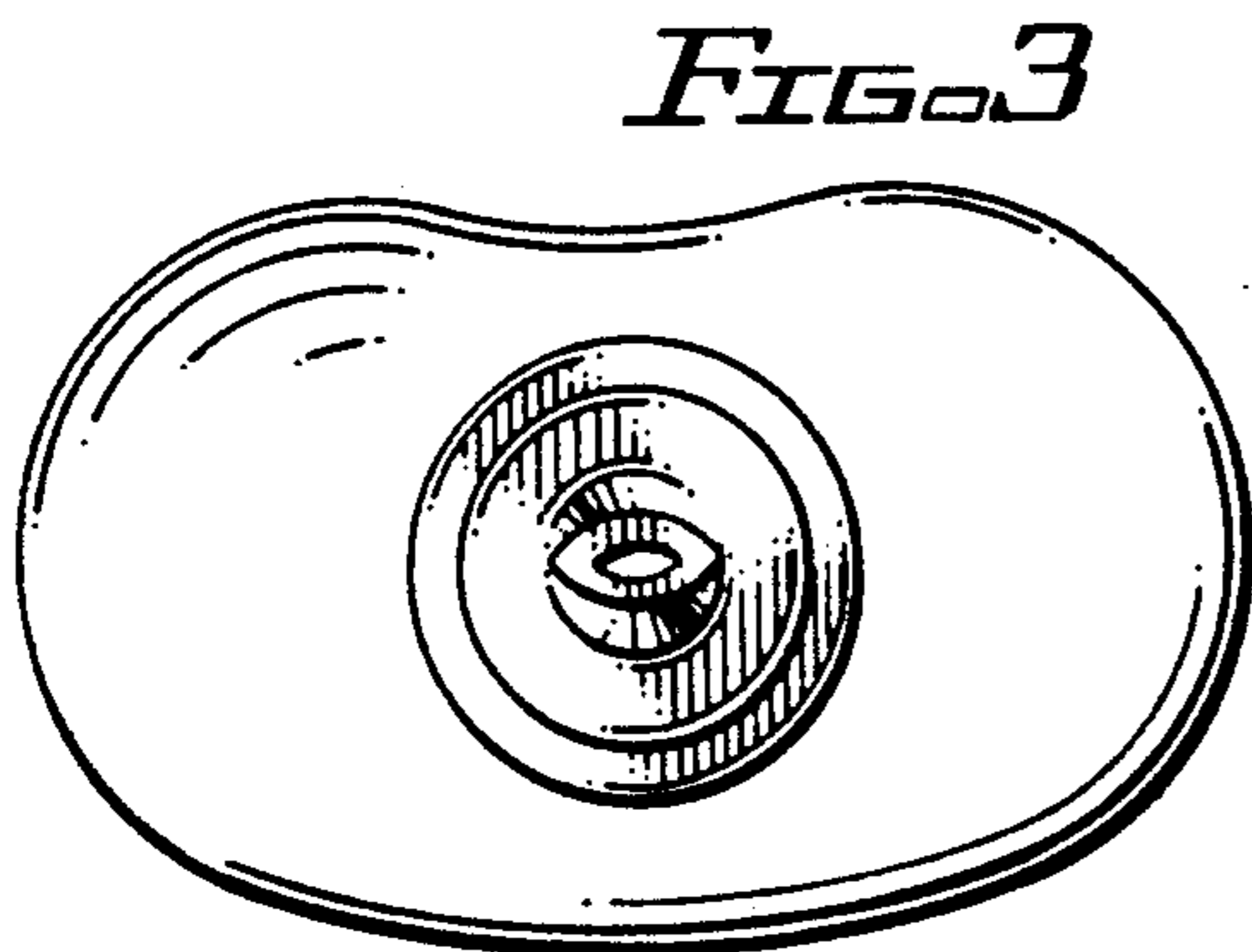


FIG. 3

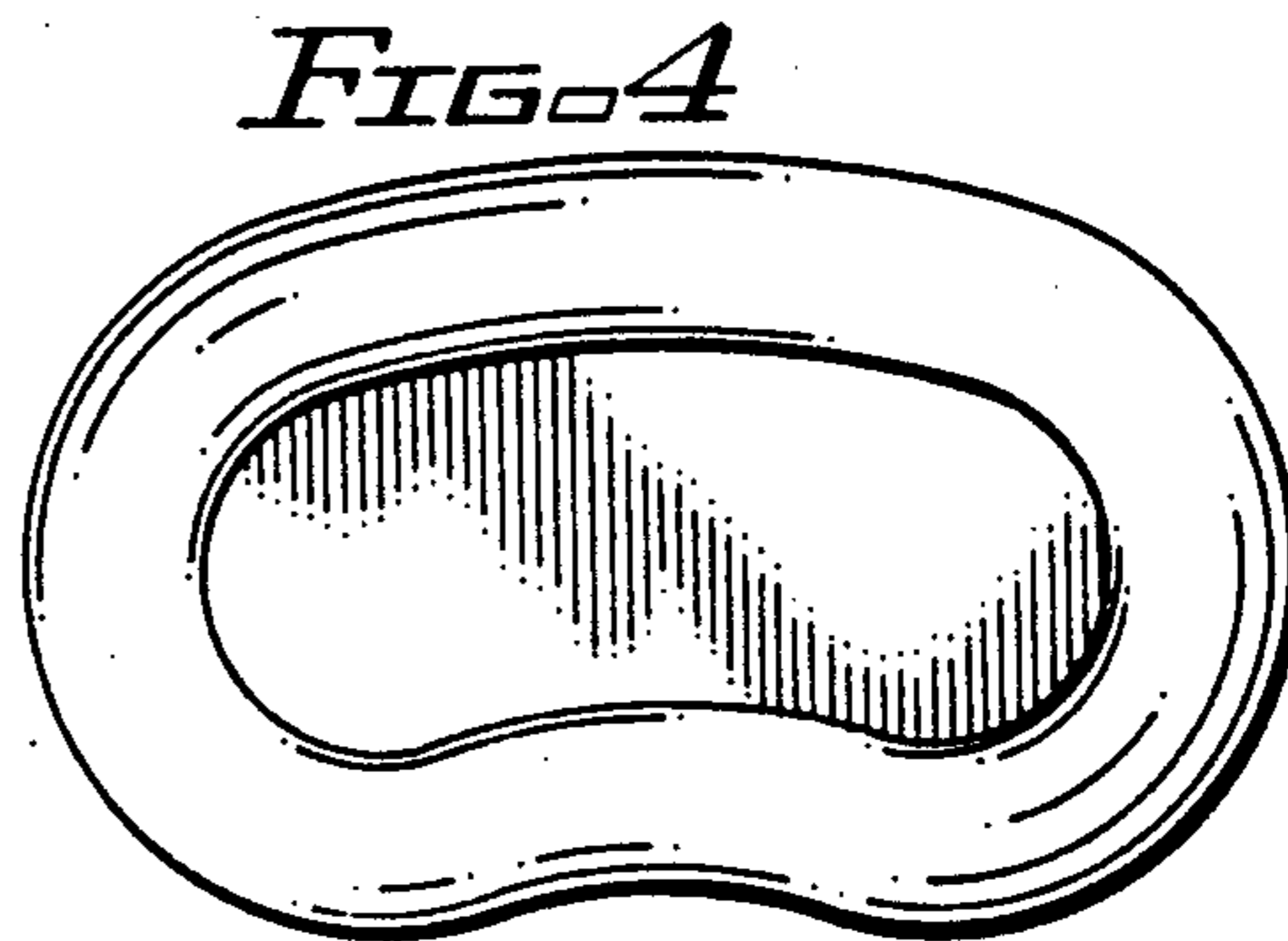


FIG. 4