

[54] BACKPACK

[75] Inventors: Anthony Hutton, Bedford, England; Phillip A. Straughan, Mount Vernon, N.Y.; Tiffany A. Norwood, Ft. Washington, Md.; Oliver Pfeffer, Ithaca, N.Y.

[73] Assignee: ToPAQ, Inc., Ithaca, N.Y.

[\*\*] Term: 14 Years

[21] Appl. No.: 445,475

[22] Filed: Dec. 4, 1989

[52] U.S. Cl. .... D3/32; D3/30.1; D3/71; D3/100

[58] Field of Search ..... D3/30.1, 31-35, D3/39, 40, 42-44, 48, 66, 70-79, 99, 102, 105, 106; D6/446, 467, 470, 559, 561; D7/605; D12/156-158; D15/81-88; D19/65, 75, 77, 82, 97; D24/17, 29; 150/113; 190/16, 18 A, 109-111, 119; 206/235, 316.1, 316.2, 349, 372, 373, 472, 44 R; 224/32 A, 908; 296/37.6; 312/224, DIG. 33

[56] References Cited

U.S. PATENT DOCUMENTS

D. 249,594	9/1978	Stewart	.....	D3/32
D. 273,534	4/1984	Weinreb	.....	D3/71
D. 284,332	6/1984	Lowe et al.	.....	D3/71
2,249,036	8/1978	Ramalia et al.	.....	D3/32
4,085,873	4/1978	Schweitzer	.....	D3/32

Primary Examiner—A. Hugo Word  
Assistant Examiner—Celia A. Murphy  
Attorney, Agent, or Firm—Joyce Patrick Hill

[57] CLAIM

The ornamental design for a backpack, as shown and described.

DESCRIPTION

FIG. 1 is a perspective view of a backpack showing our new design;  
FIG. 2 is a rear elevational view thereof;  
FIG. 3 is a right side elevational view thereof;  
FIG. 4 is a top plan view thereof;  
FIG. 5 is a left side elevational view thereof; and  
FIG. 6 is a bottom plan view thereof.

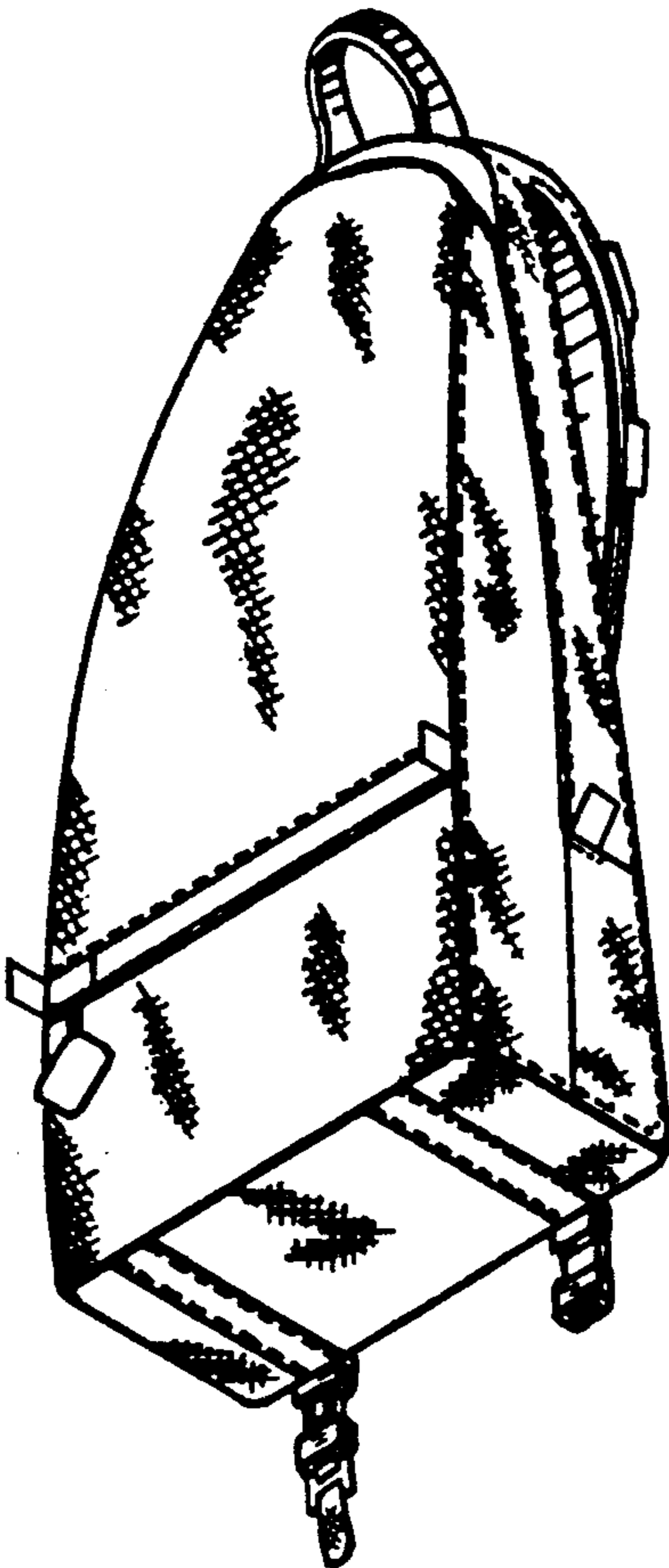


FIG.1

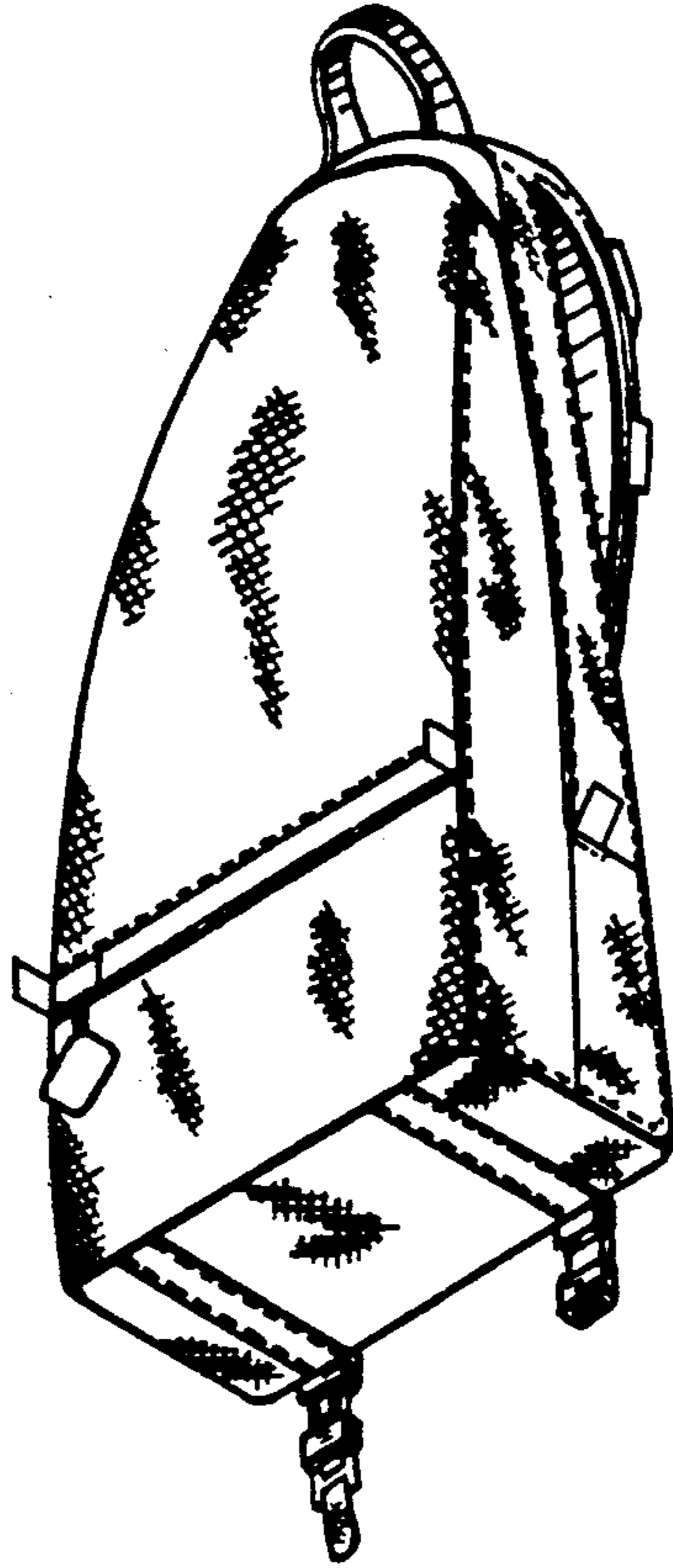


FIG.2

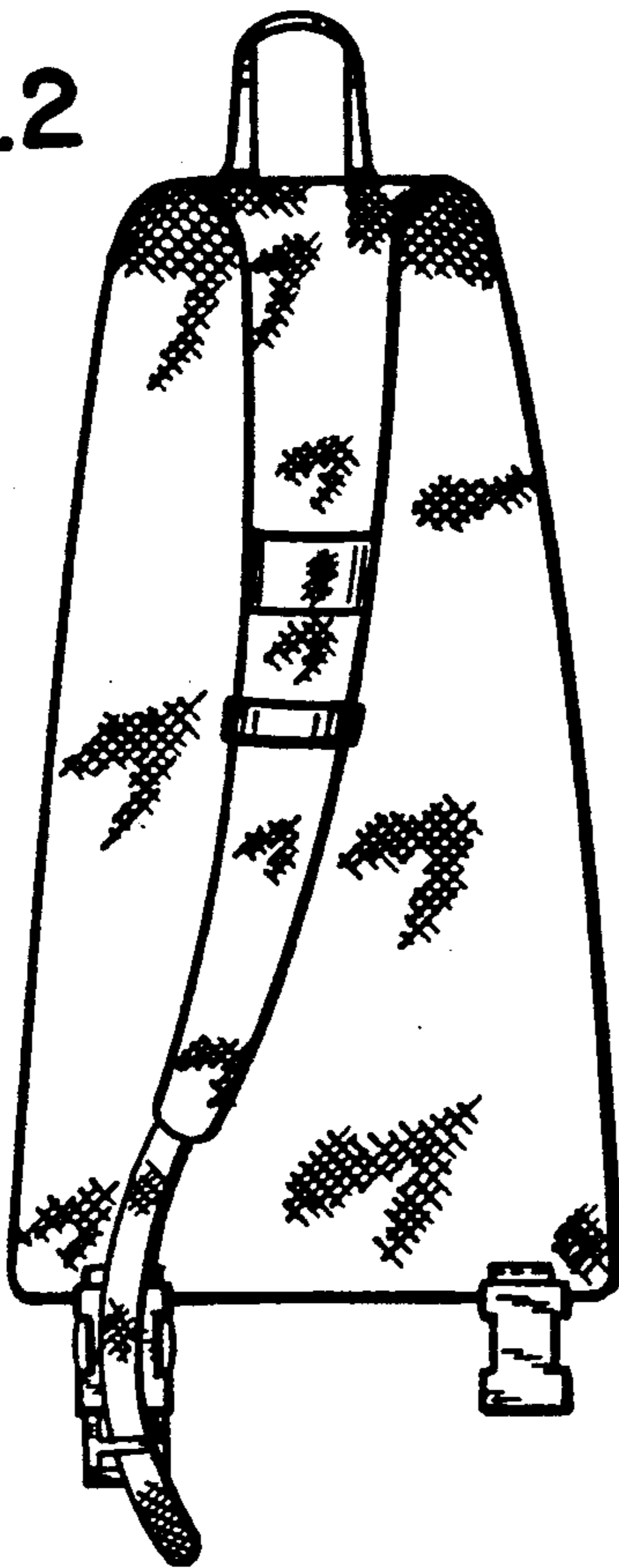



FIG.3






FIG. 4

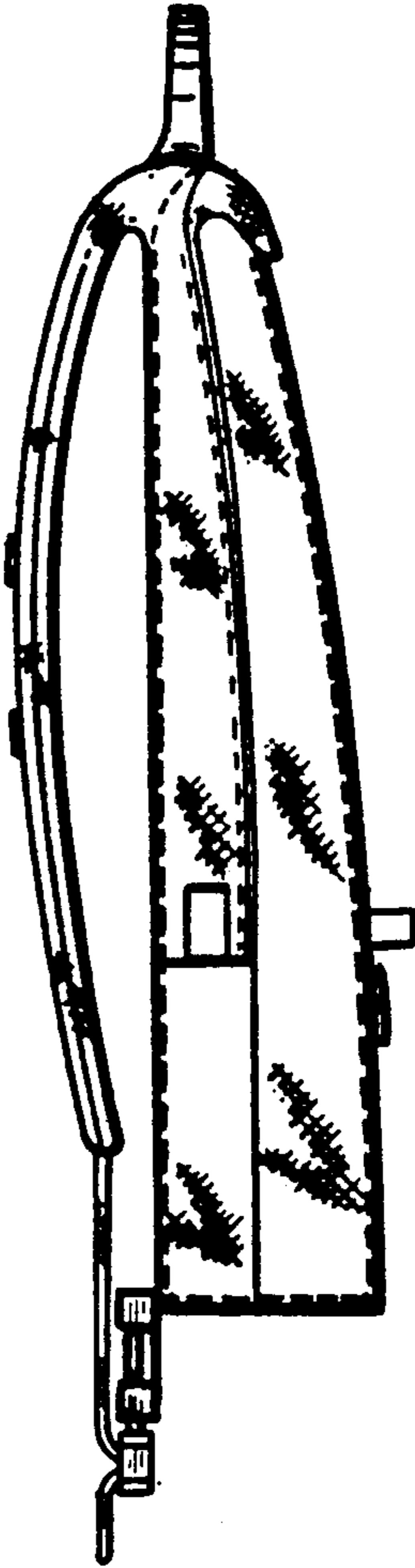


FIG. 5

FIG. 6

