

United States Patent [19]

Hayakawa et al.

[11] Patent Number: Des. 315,800

[45] Date of Patent: ** Mar. 26, 1991

[54] HALOGEN LAMP
[75] Inventors: Futomi Hayakawa; Tadashi Nawata,
both of Tokyo, Japan

[73] Assignee: Kabushiki Kaisha Hybec, Tokyo,
Japan

[**] Term: 14 Years

[21] Appl. No.: 141,613

[22] Filed: Jan. 5, 1988

[52] U.S. Cl. D26/2

[58] Field of Search D26/2, 3, 4; 313/315,
313/318, 567, 568, 569, 578, 579, 580, 570

[56] **References Cited**

U.S. PATENT DOCUMENTS

2,886,629	5/1959	Van Geel	313/318 X
3,132,278	5/1964	Collins et al.	313/579 X
3,602,761	8/1971	Kimball et al.	313/315 X
4,314,176	2/1982	Notelteirs	313/569

4,322,783	3/1982	Chappell et al.	313/318 X
4,404,491	9/1983	Siaens et al.	313/318
4,539,509	9/1985	Varshneya	313/315 X
4,928,210	5/1990	Hayakawa et al.	362/226 X

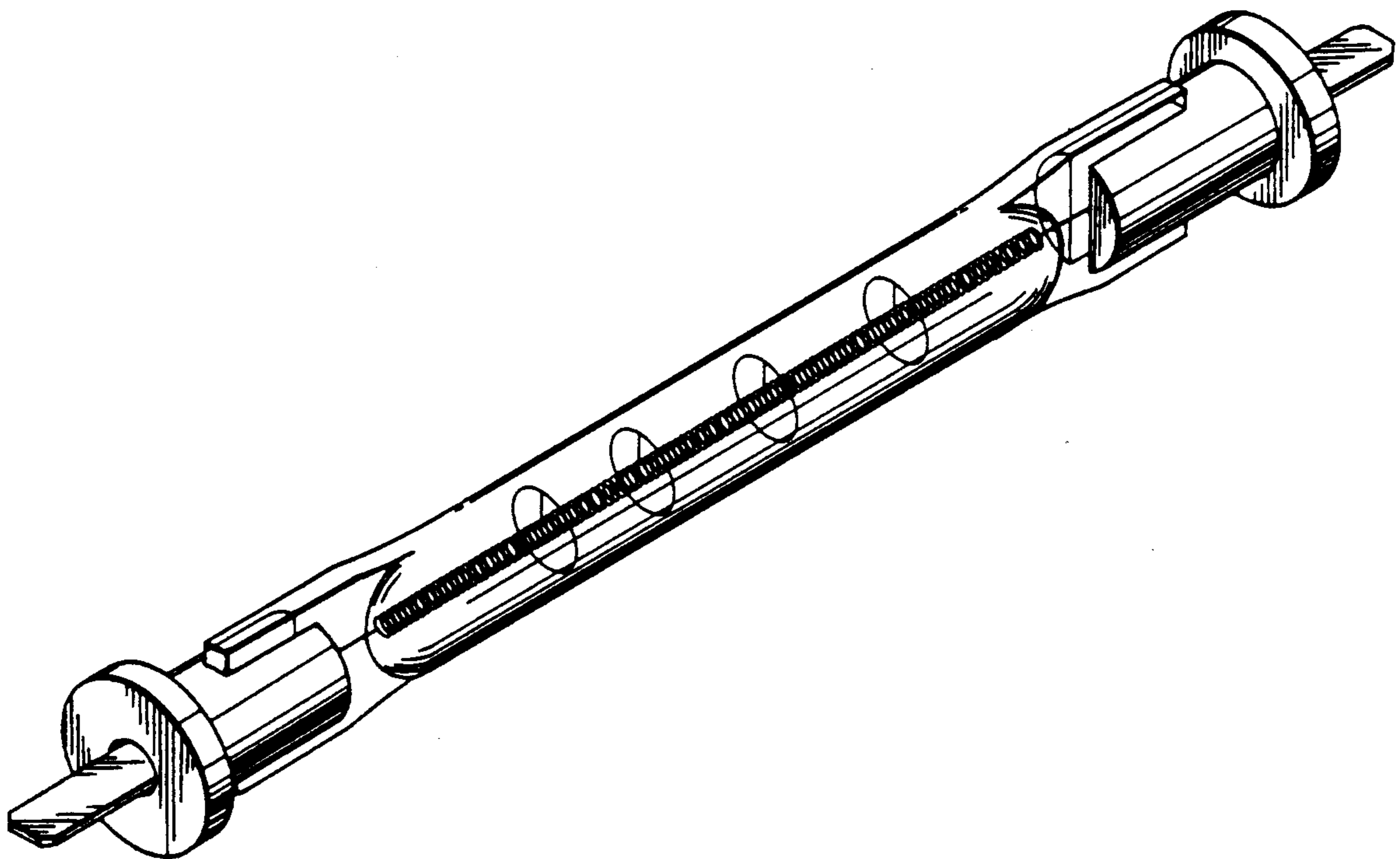
Primary Examiner—Susan J. Lucas
Attorney, Agent, or Firm—Young & Thompson

[57] **CLAIM**

The ornamental design for a halogen lamp, as shown.

DESCRIPTION

FIG. 1 is a perspective view of a halogen lamp showing our new design;
FIG. 2 is a front elevational view thereof;
FIG. 3 is a rear elevational view thereof;
FIG. 4 is a top plan view thereof;
FIG. 5 is a bottom plan view thereof;
FIG. 6 is a right side elevational view thereof;
FIG. 7 is a left side elevational view thereof; and
FIG. 8 is a cross-sectional view thereof as taken along line 8—8 of FIG. 2.



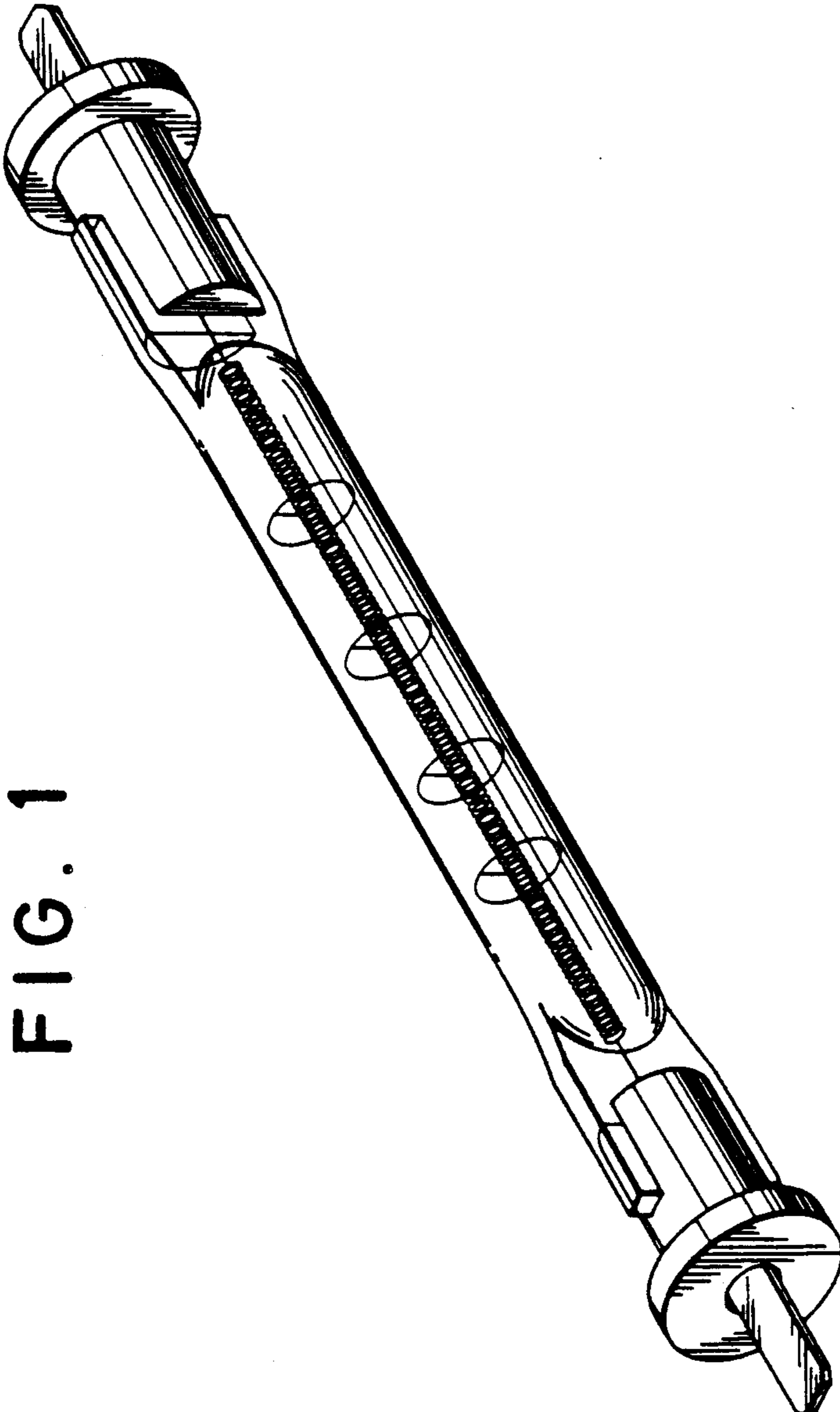


FIG. 1

FIG. 2

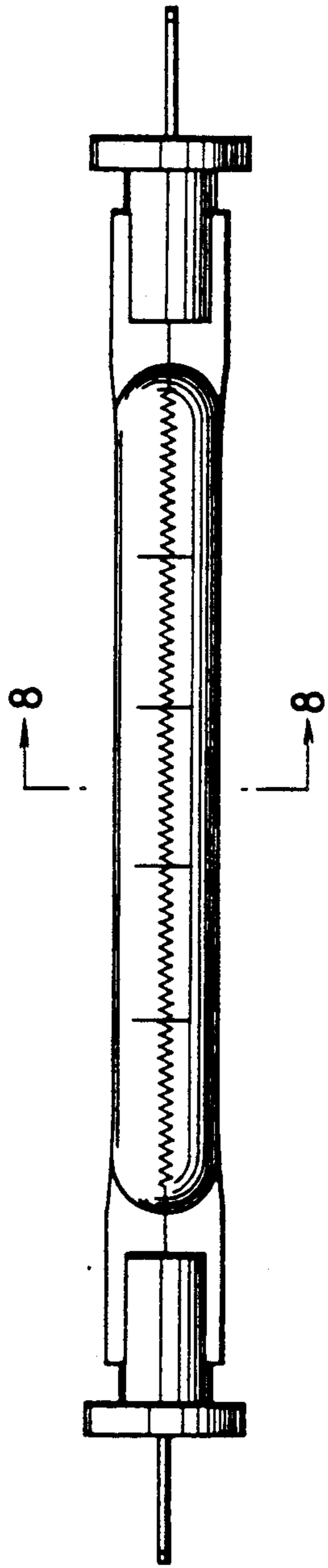


FIG. 6

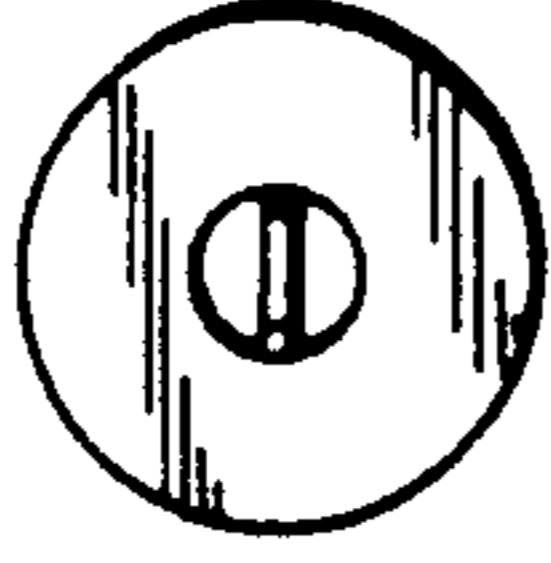


FIG. 3

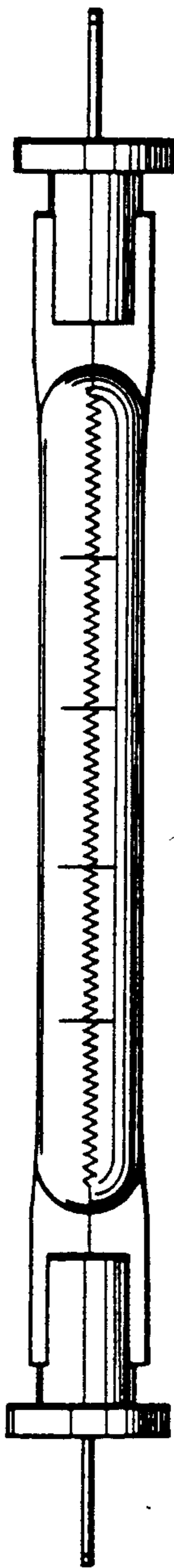


FIG. 7



FIG. 4

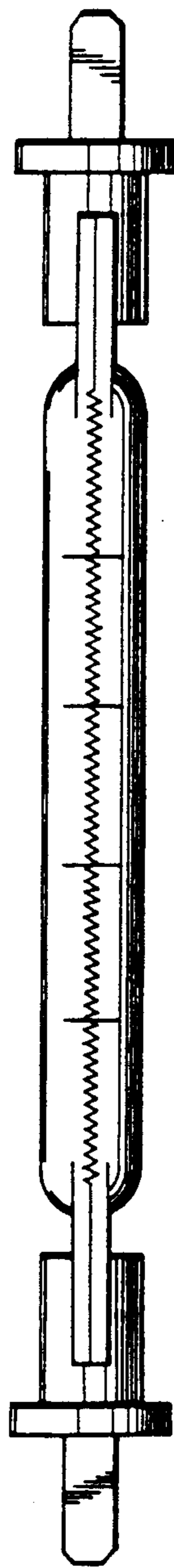


FIG. 8

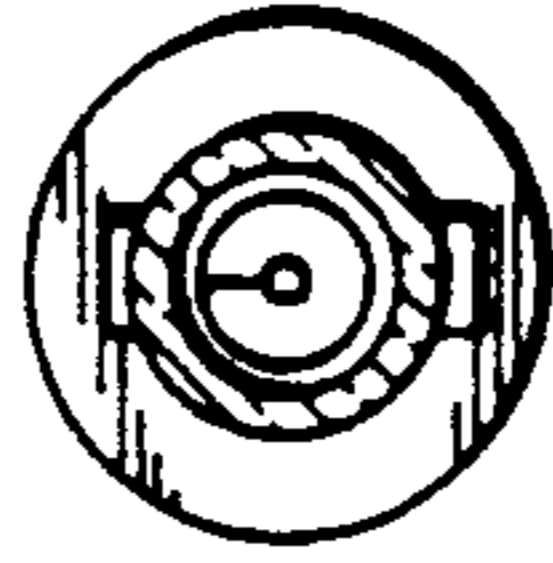


FIG. 5

