

[54] **DECORATIVE EXTRUSION**

421,366 2/1890 White D25/122

[75] **Inventor: Peter M. Stagl, Morris Plains, N.J.**

Primary Examiner—A. Hugo Word

[73] **Assignee: Avnet, Inc., Great Neck, N.Y.**

Assistant Examiner—Doris Clark

[**] **Term: 14 Years**

Attorney, Agent, or Firm—Darby & Darby

[21] **Appl. No.: 451,361**

[57] **CLAIM**

The ornamental design for a decorative extrusion, as shown and described.

[22] **Filed: Dec. 13, 1989**

[52] **U.S. Cl. D25/125**

[58] **Field of Search D25/52, 119-125;
49/501, 504, DIG. 1, DIG. 2; 52/474-476**

DESCRIPTION

FIG. 1 is a front elevational view of the decorative extrusion showing my new design;

FIG. 2 is a rear elevational view thereof;

FIG. 3 is a right side elevational view, the left side elevational view being a mirror image thereof;

FIG. 4 is a bottom plan view, the top plan view being a mirror image thereof.

[56] **References Cited**

U.S. PATENT DOCUMENTS

D. 298,465 11/1988 Stagl D25/124
343,025 6/1886 Gordon et al. D25/120

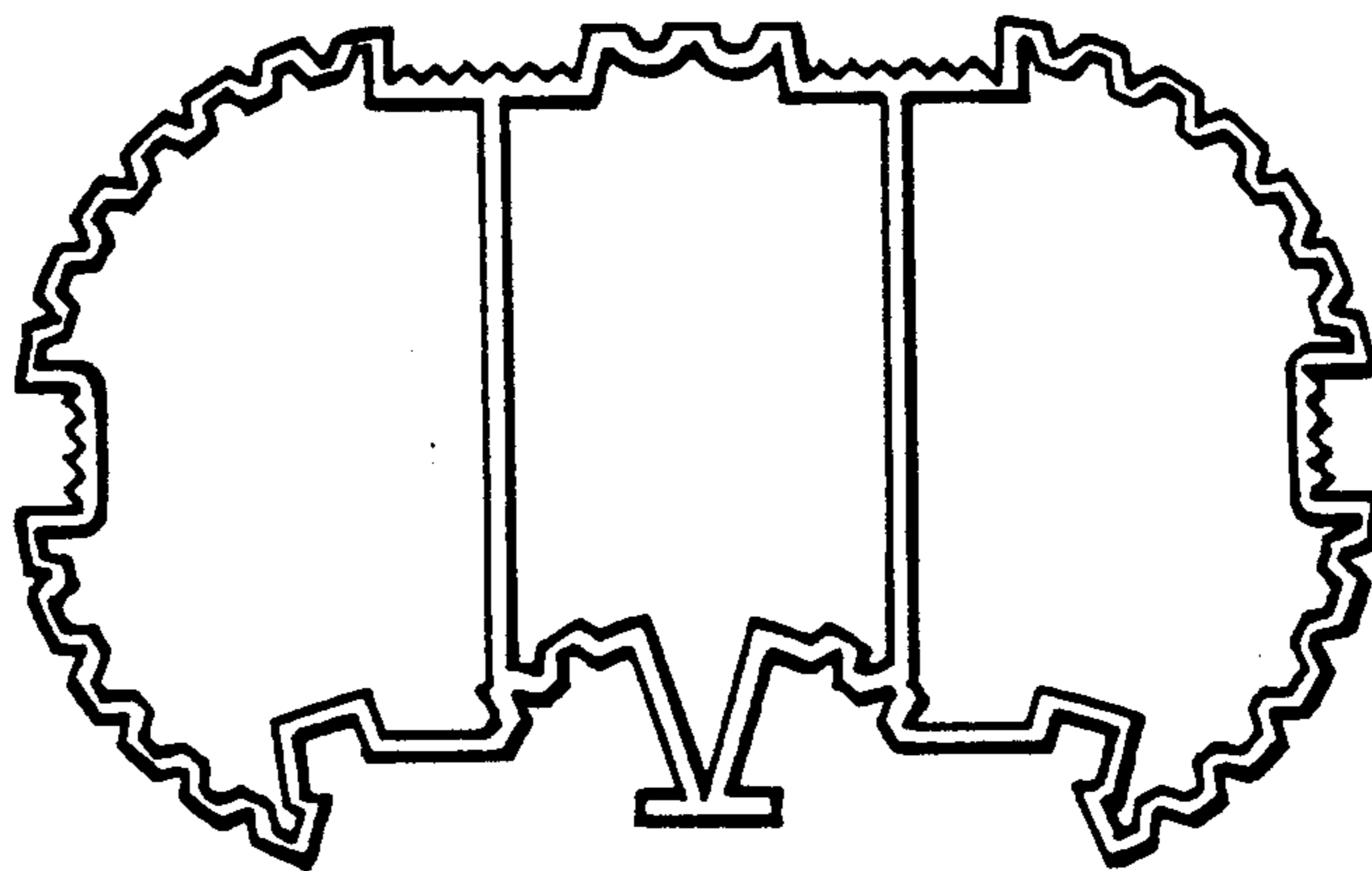


FIG. 1




FIG. 2




FIG. 3




FIG. 4

