

[54] **SWAB FOR COLLECTION OF BIOLOGICAL SAMPLES OR THE LIKE**

[75] **Inventor: Corinne S. Kachigian, Flemington, N.J.**

[73] **Assignee: Becton, Dickinson and Company, Franklin Lakes, N.J.**

[\*\*] **Term: 14 Years**

[21] **Appl. No.: 218,764**

[22] **Filed: Jul. 13, 1988**

[52] **U.S. Cl. .... D24/23; D24/51; D24/63**

[58] **Field of Search .... D24/63, 99, 23, 51, D24/8; 601/1-3; 422/99; 435/295, 292; 128/759, 62 A; D28/7**

[56] **References Cited**

**U.S. PATENT DOCUMENTS**

D. 29,731 11/1898 Morgan ..... D24/63  
D. 186,157 9/1959 Whamond ..... D24/63 X  
D. 251,013 2/1979 Kettel ..... D24/99 X  
4,776,835 10/1988 Lee ..... D24/63 X

*Primary Examiner*—Stella Reid  
*Attorney, Agent, or Firm*—John L. Voellmicke

[57] **CLAIM**

The ornamental design for a swab for collection of biological samples or the like, as shown and described.

**DESCRIPTION**

FIG. 1 is a front elevational view of a swab for collection of biological samples or the like showing my new design;

FIG. 2 is a top plan view thereof;

FIG. 3 is a right side elevational view thereof;

FIG. 4 is a rear elevational view thereof;

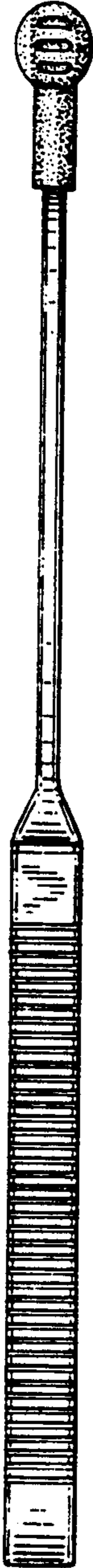
FIG. 5 is a left side elevational view thereof; and

FIG. 6 is a bottom plan view thereof.

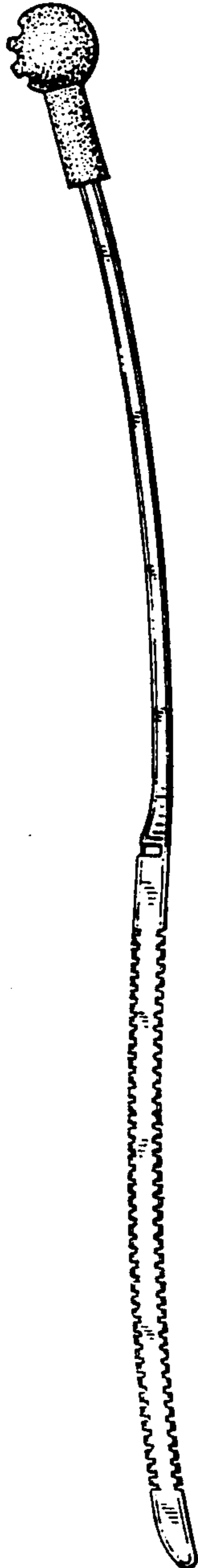





*FIG. 2*



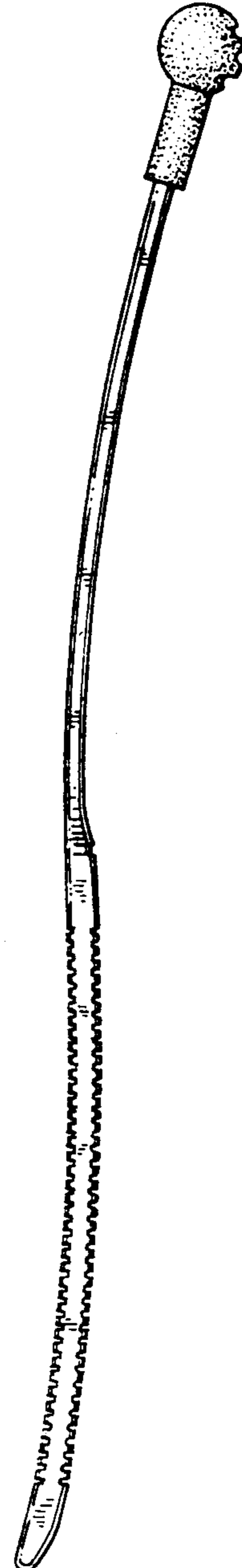
*FIG. 1*



*FIG. 3*



*FIG. 4*



*FIG. 5*



*FIG. 6*