

[54] **FAUCET HANDLE**

[76] **Inventor: Jean-Claude Delepine, 23, rue Clapeyron, 75008 Paris, France**

[**] **Term: 14 Years**

[21] **Appl. No.: 270,290**

[22] **Filed: Nov. 14, 1988**

[30] **Foreign Application Priority Data**

Jun. 6, 1988 [IB] Int'l Pat. Institute DM/011 108

[52] **U.S. Cl. D23/250**

[58] **Field of Search D23/238-243, D23/250-254; D8/300, 301, 305, 307-312; 16/121**

[56] **References Cited**

U.S. PATENT DOCUMENTS

D. 187,848	5/1960	Hulyk	D91/3
D. 271,514	11/1983	Paul	D23/25
D. 273,512	4/1984	Arnolds	D23/25
D. 279,596	7/1985	Rademacher	D23/28
D. 279,597	7/1985	Rademacher	D23/28
D. 280,437	9/1985	Rademacher	D23/28
D. 284,992	8/1986	Joerger	D23/25
D. 287,161	12/1986	Piesco	D23/28
D. 287,163	12/1986	Piesco	D23/28

D. 291,236	8/1987	Delepine	D23/25
D. 291,237	8/1987	Delepine	D23/28
93,009	8/1934	Francis	D23/28
751,533	2/1984	Metcalf	16/121
1,582,502	4/1926	Bartlett .	
2,111,965	3/1938	Crutchfield	16/121
2,316,918	4/1943	Wallace	16/121
3,082,643	3/1963	Grassi et al.	74/553
3,487,496	1/1970	Guyton et al.	16/121
3,758,920	9/1973	Dohrjanskyj et al.	16/121
4,065,216	12/1977	Nelson	403/4

FOREIGN PATENT DOCUMENTS

609231 2/1935 Fed. Rep. of Germany 16/121

Primary Examiner—James R. Largen
Attorney, Agent, or Firm—Fisher, Christen & Sabol

[57] **CLAIM**

The ornamental design for the faucet handle, as shown and described.

DESCRIPTION

FIG. 1 is a perspective view of a faucet handle showing my new design;
 FIG. 2 is a side elevational view thereof, the other sides being the same as the side shown;
 FIG. 3 is a top plan view thereof; and
 FIG. 4 is a bottom plan view thereof.

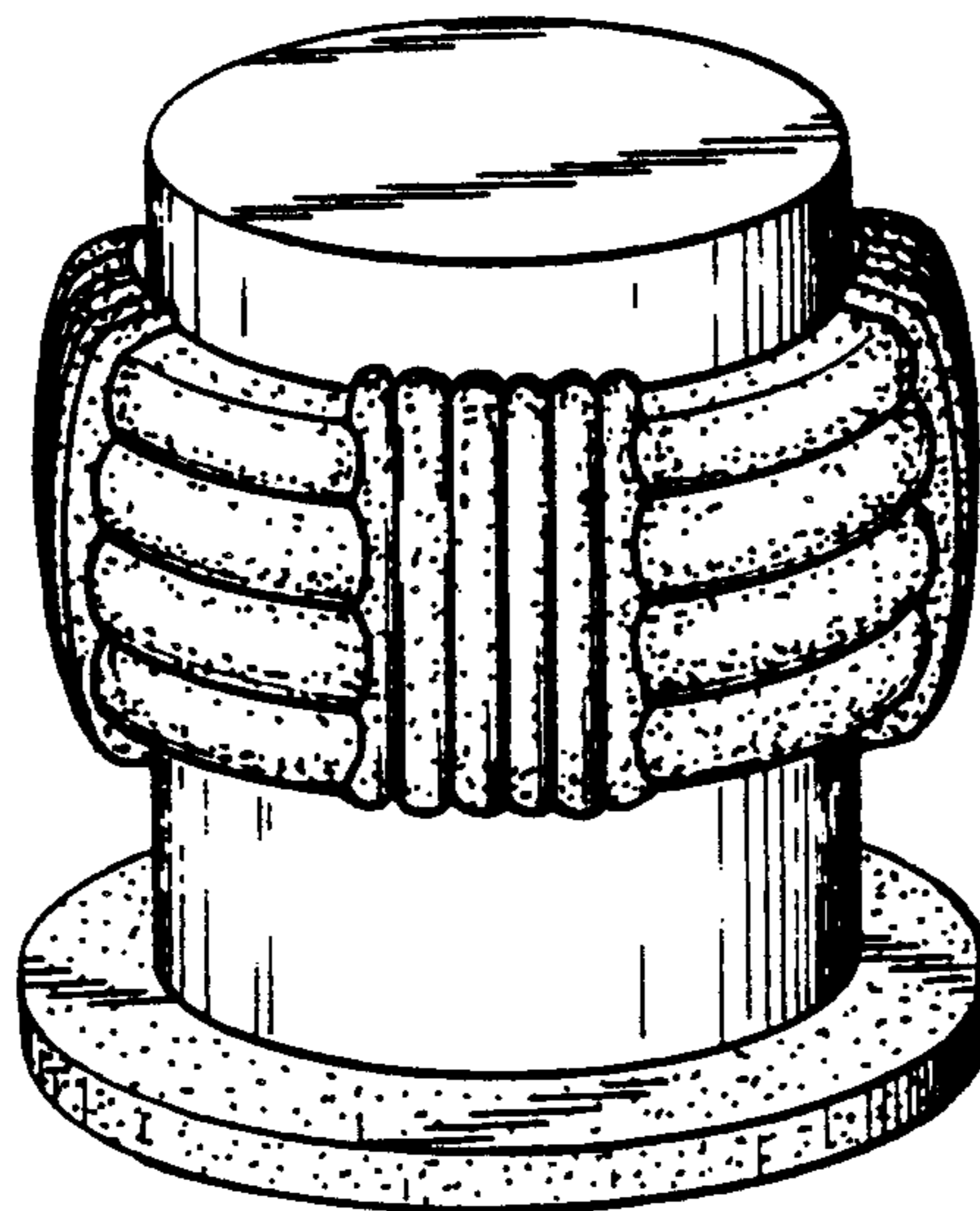


FIG. 1

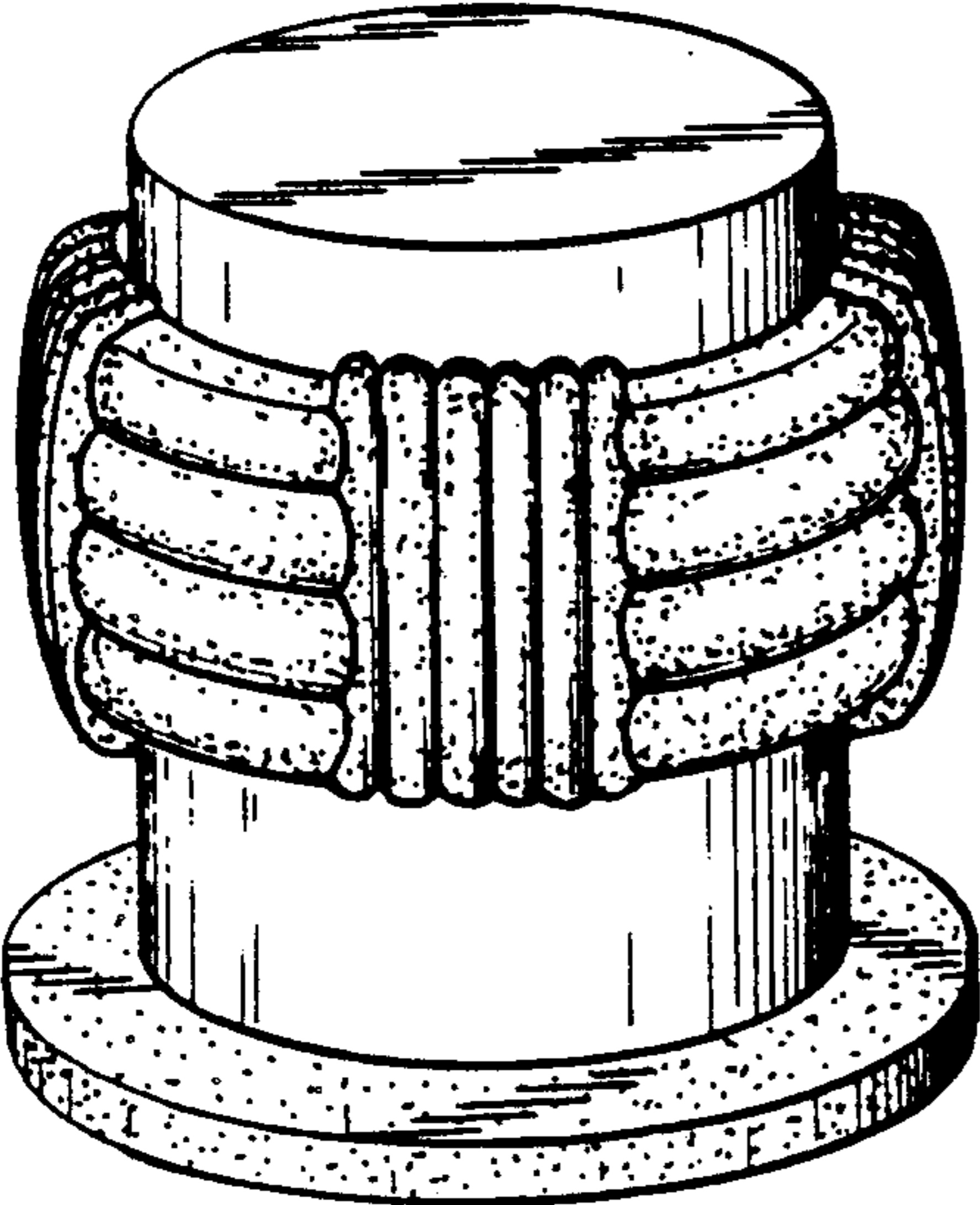


FIG. 2

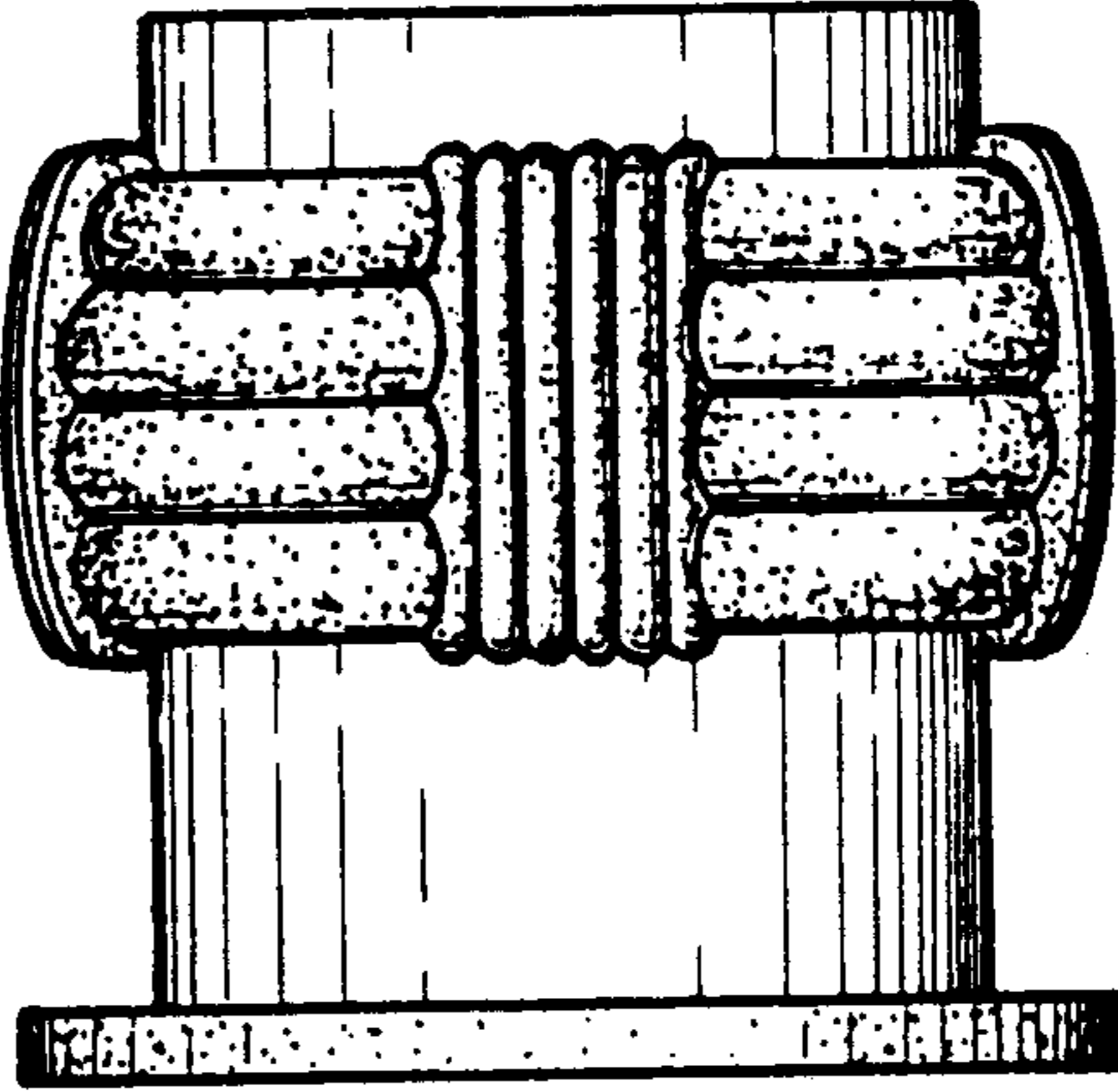


FIG. 3

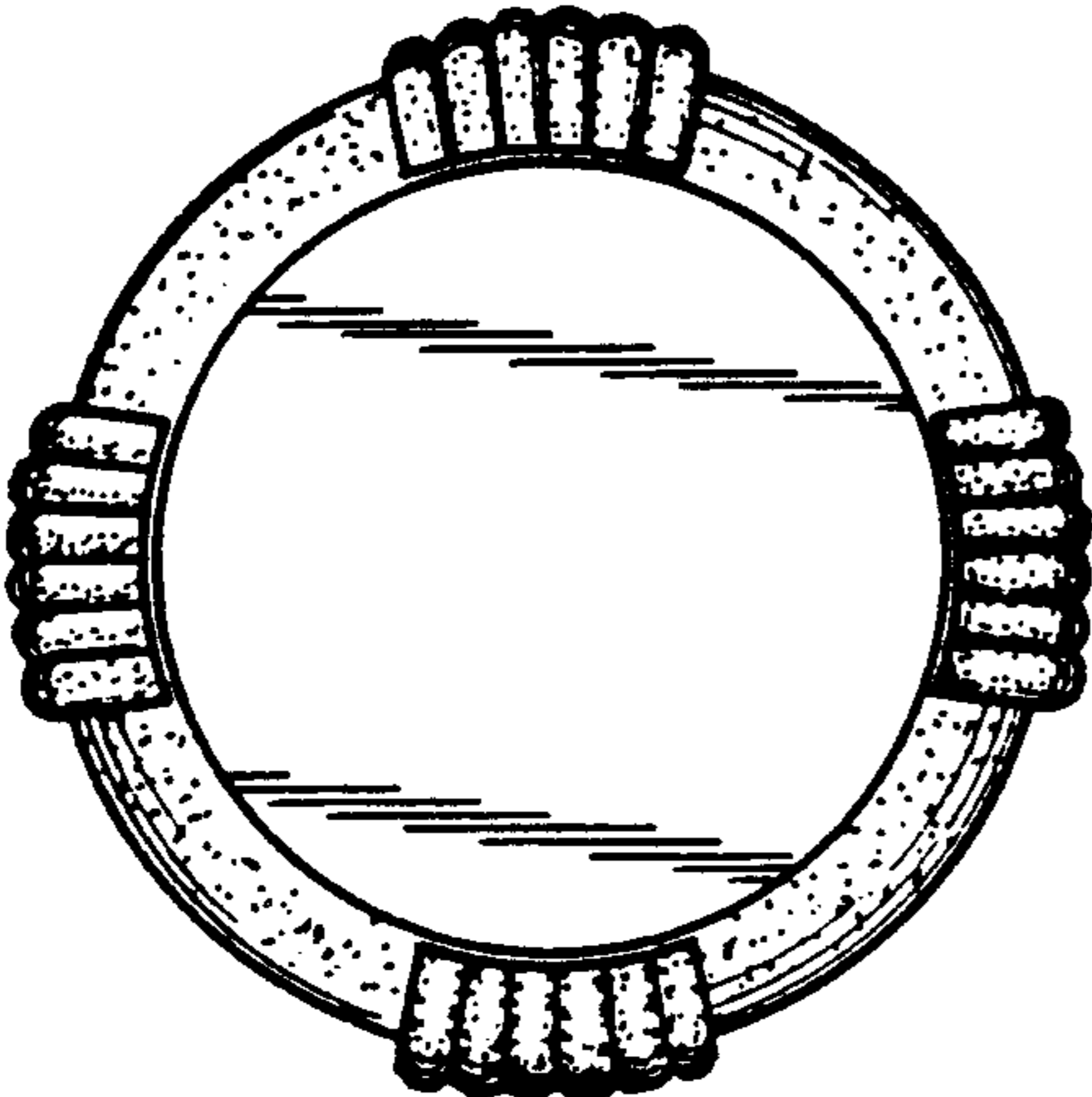


FIG. 4

