

[54] WALL MOUNTED SUSPENSION FILE RACK

[76] Inventor: George W. Christensen, 611
Pennsylvania Ave., Crystal Beach,
Fla. 34681

[**] Term: 14 Years

[21] Appl. No.: 366,417

[22] Filed: Jun. 15, 1989

[52] U.S. Cl. D19/90; D6/570

[58] Field of Search D6/512, 553, 567, 569-570,
D6/572; D19/75, 83, 86, 90-91; 211/10-11, 13,
45, 52, 55, 86, 89; 248/176, 317

[56] References Cited

U.S. PATENT DOCUMENTS

D. 43,080 10/1912 Ajuria D6/573
D. 232,006 7/1974 Anders D6/570 X
D. 256,253 8/1980 Suljic D19/83
D. 260,831 9/1981 Hotchkiss D6/570
D. 272,834 2/1984 Moore D19/90 X
D. 299,037 12/1988 Klodt D19/90

D. 312,017 11/1990 Gould D6/553
3,923,353 12/1975 Elias et al. D19/90 X


Primary Examiner—Wallace R. Burke
Assistant Examiner—Brian N. Vinson
Attorney, Agent, or Firm—Stanley M. Miller

[57] CLAIM

The ornamental design for a wall-mounted suspension
file rack.

DESCRIPTION

FIG. 1 is a top, front, and right side perspective view of
a wall-mounted suspension file rack showing my new
design;
FIG. 2 is a reduced right side elevational view thereof,
the left side being a mirror image of that shown;
FIG. 3 is a reduced rear elevational view thereof;
FIG. 4 is an enlarged, fragmentary right side elevational
view thereof, showing a segment of the slots for accept-
ing the ends of the individual suspension file jackets;
FIG. 5 is a reduced top plan view thereof; and
FIG. 6 is a reduced bottom plan view thereof.






FIG. 1

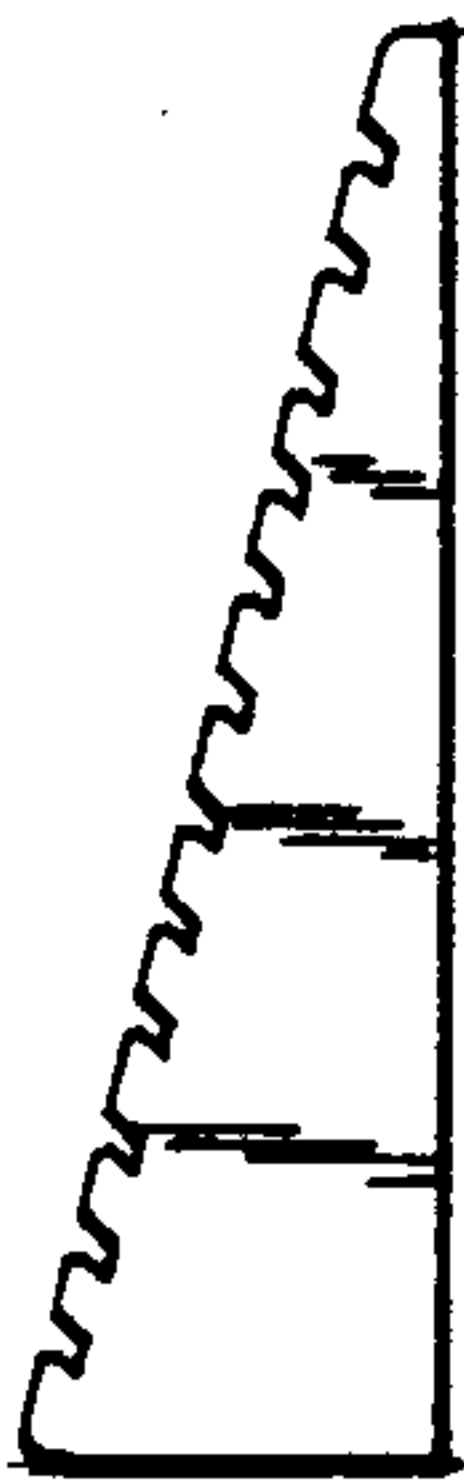


FIG. 2




FIG. 3

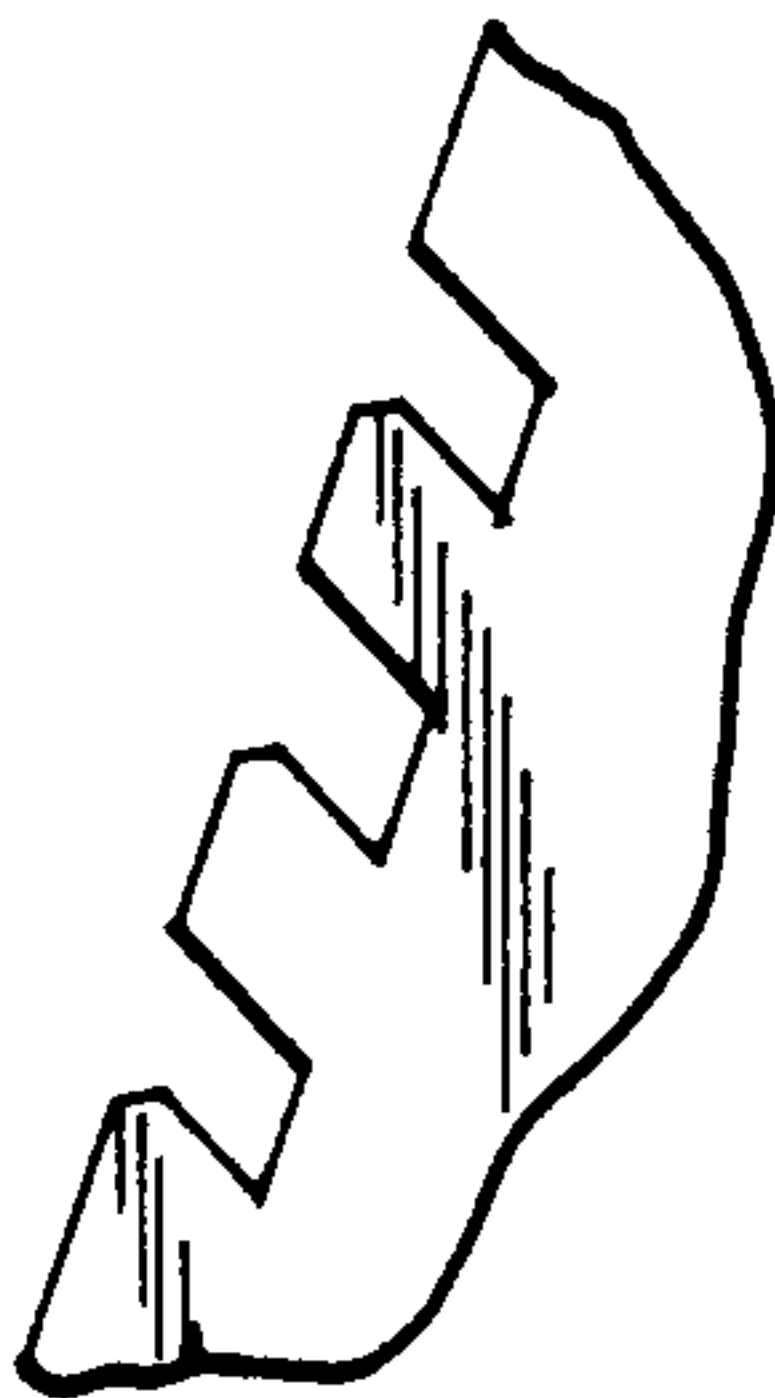


FIG. 4



FIG. 5




FIG. 6