

[54] LOUDSPEAKER

[76] Inventor: Kenleigh B. Hall, 2939 Monroe Ave.,  
San Diego, Calif. 92116

[\*\*] Term: 14 Years

[21] Appl. No.: 210,124

[22] Filed: Jun. 23, 1988

[52] U.S. Cl. .... D14/214; D14/210

[58] Field of Search ..... D14/204-216,  
D14/221, 224; 312/7.1; 181/144-145, 148,  
152-153, 155, 157, 198-199; 381/24, 87-88, 90,  
159

[56] References Cited

U.S. PATENT DOCUMENTS

D. 196,587 10/1963 Hammes et al. .... D14/214  
D. 222,476 10/1971 Ohyama et al. .... D14/210  
D. 230,489 2/1974 Everitt ..... D14/214  
D. 282,255 1/1986 Ross ..... D14/214

D. 294,494 3/1988 Kountz et al. .... D14/214  
D. 295,857 5/1988 Nagashima ..... D14/210  
3,143,182 8/1964 Sears et al. .... 181/153


Primary Examiner—Theodore M. Shooman  
Attorney, Agent, or Firm—Baker, Maxham, Jester &  
Meador

[57] CLAIM

The ornamental design for a loudspeaker, as shown and  
described.

DESCRIPTION

FIG. 1 is a top, front and right side perspective view of  
a loudspeaker showing my new design;  
FIG. 2 is a top plan view thereof;  
FIG. 3 is a left side elevational view thereof, the right  
side being a mirror image;  
FIG. 4 is a front elevational view thereof;  
FIG. 5 is a bottom plan view thereof; and  
FIG. 6 is a rear elevational view thereof.



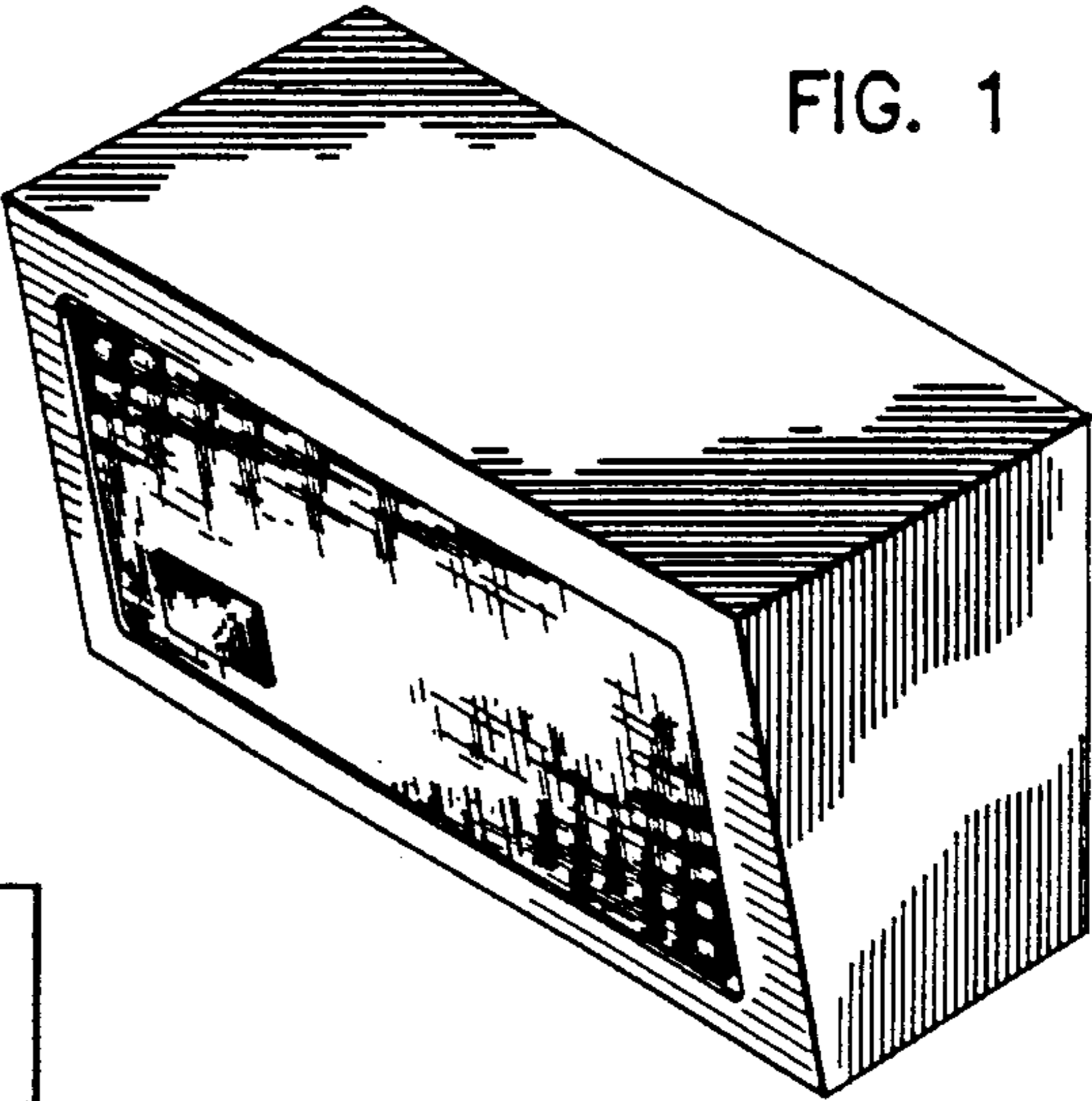


FIG. 1

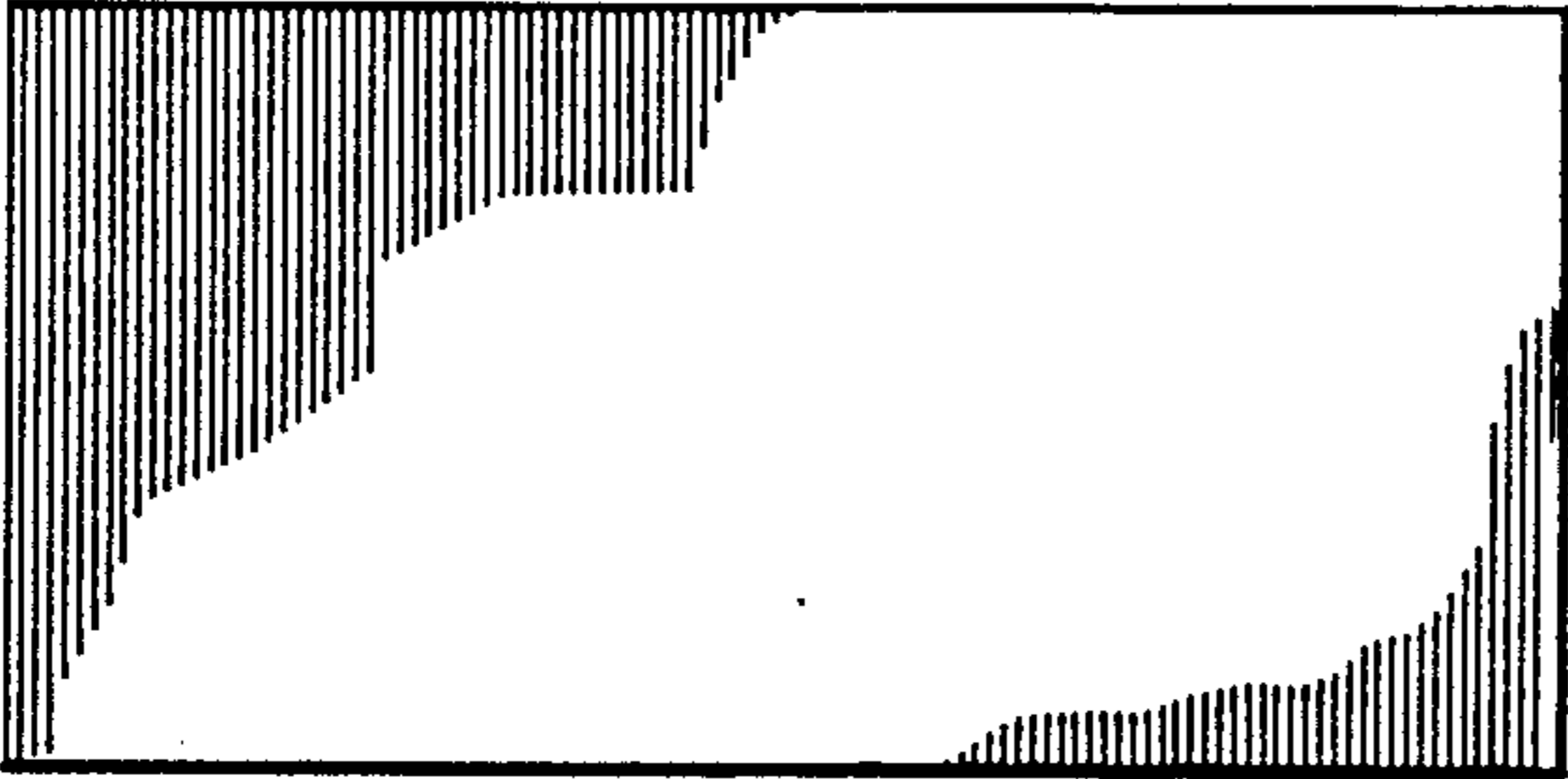


FIG. 2




FIG. 3




FIG. 4




FIG. 5




FIG. 6