

[54] **FACSIMILE**

[75] Inventor: **Yoshinori Inukai**, Tokyo, Japan
[73] Assignee: **Canon Kabushiki Kaisha**, Tokyo, Japan
[**] Term: **14 Years**
[21] Appl. No.: **425,991**
[22] Filed: **Oct. 24, 1989**

[30] **Foreign Application Priority Data**

Apr. 25, 1989 [JP] Japan 1-15511
[52] **U.S. Cl.** **D14/118**
[58] **Field of Search** D14/118, 299; D18/36, D18/37; 358/400, 401

[56] **References Cited**

U.S. PATENT DOCUMENTS

D. 300,139 3/1989 Nishio D14/118
D. 304,185 10/1989 Yoshihara D14/118
D. 304,578 11/1989 Saegusa et al. D14/118

OTHER PUBLICATIONS

The Office; Oct. 1988; p. 39; Nitsuko Model FX-E500. HFD; 06/01/87; p. 125; Sharp Model UX-80. The Office; May 1988; p. 96; NEC Model NEFAX 3EX.

Primary Examiner—Theodore M. Shooman
Attorney, Agent, or Firm—Fitzpatrick, Cella, Harper & Scinto

[57] **CLAIM**

The ornamental design for a facsimile, as shown.

DESCRIPTION

FIG. 1 is a front elevational view of a facsimile showing my new design;
FIG. 2 is a rear elevational view thereof;
FIG. 3 is a top plan view thereof;
FIG. 4 is a bottom plan view thereof;
FIG. 5 is a left side elevational view thereof;
FIG. 6 is a right side elevational view thereof; and
FIG. 7 is a top, front and right side perspective view thereof.




FIG. 1




FIG. 2




FIG. 3




FIG. 4

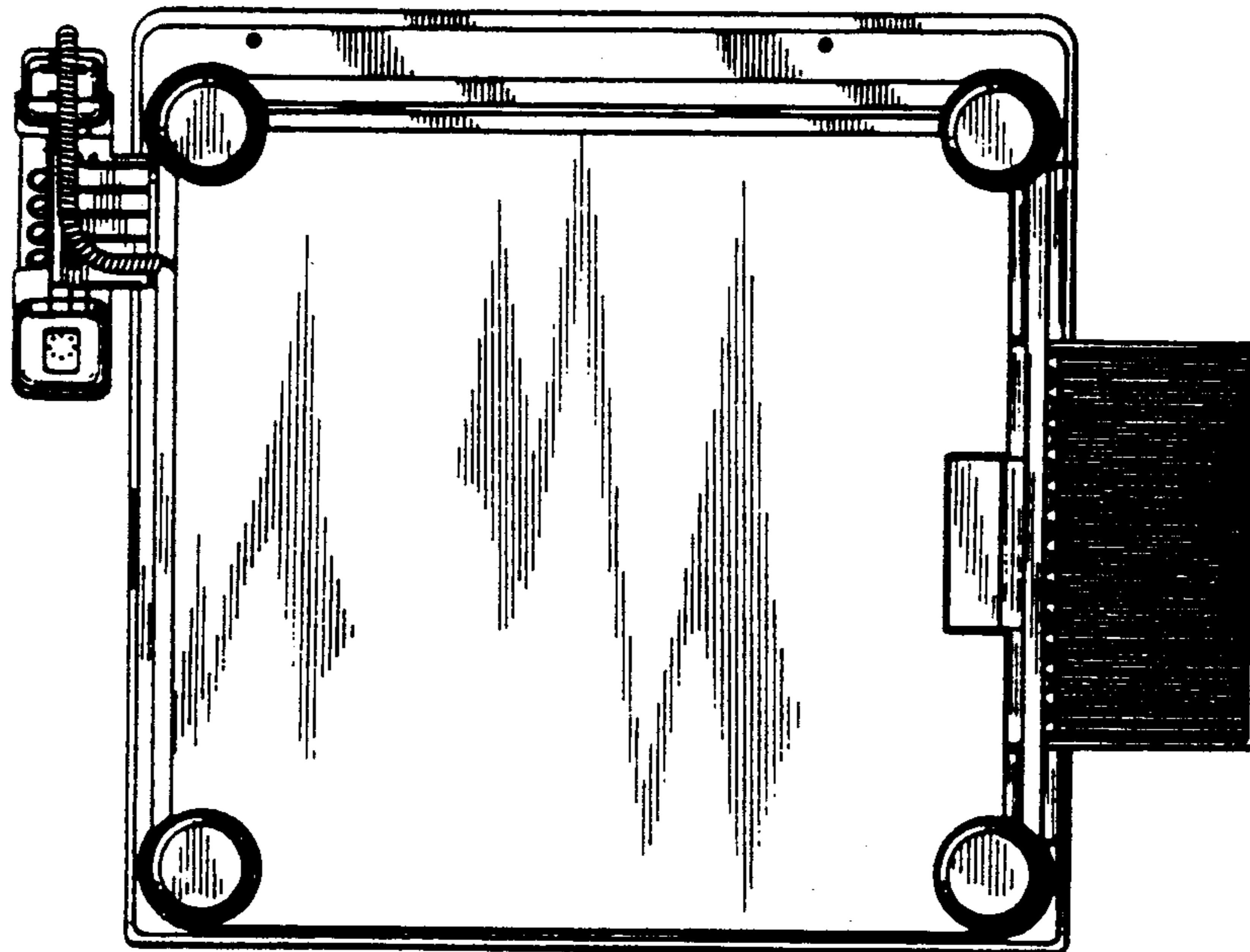


FIG. 5

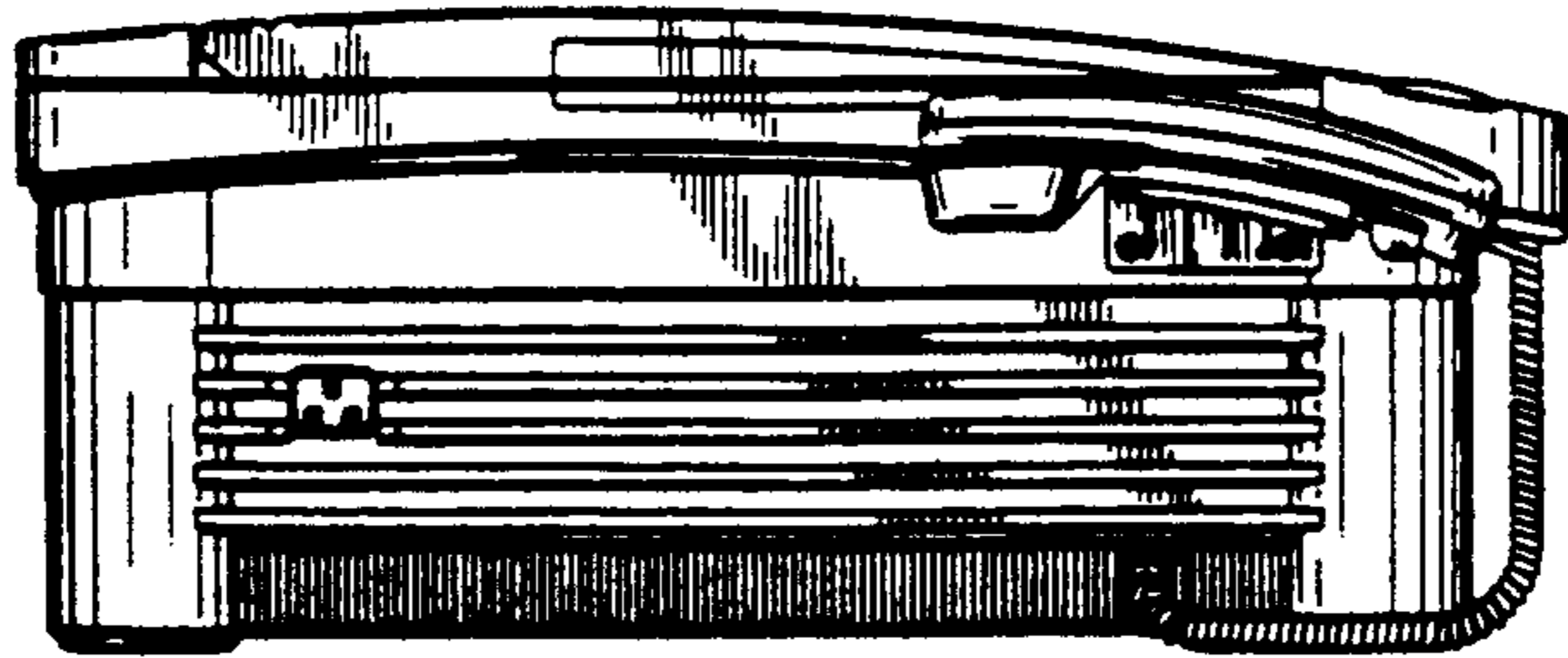


FIG. 6

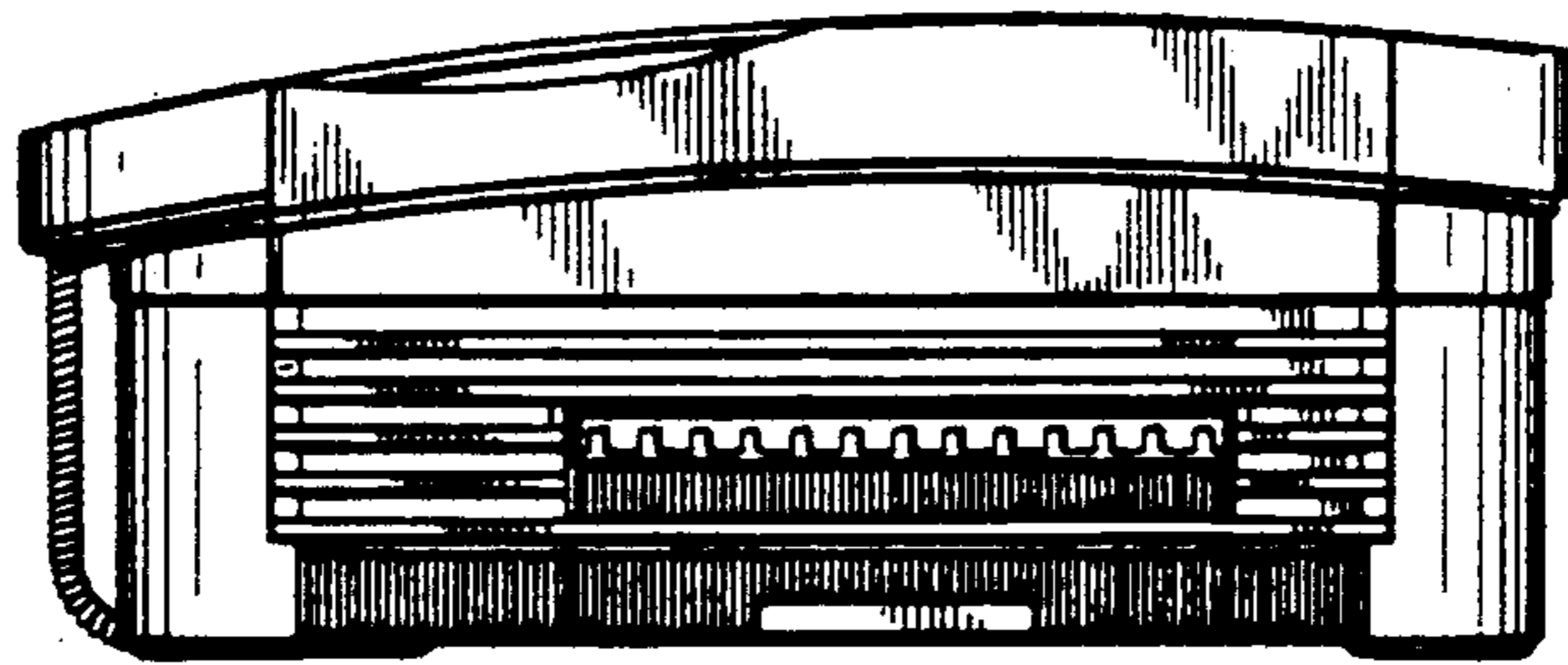


FIG. 7

