

[54] CLOCK

[75] Inventor: Tokiko Imai, Tokyo, Japan

[73] Assignee: Seikosha Co., Ltd., Japan

[\*\*] Term: 14 Years

[21] Appl. No.: 154,995

[22] Filed: Feb. 9, 1988

[30] Foreign Application Priority Data

Aug. 13, 1987 [JP] Japan ..... 62-33136

[52] U.S. Cl. .... D10/28

[58] Field of Search ..... D10/1-39,  
D10/122-132; 368/276-277, 280-282, 285

[56] References Cited

U.S. PATENT DOCUMENTS

D. 67,863	7/1925	Wheless	.....	D10/28
D. 85,095	9/1931	Graff	.....	D10/28
D. 92,677	7/1934	Rainbault	.....	D10/28 X
D. 102,581	12/1936	Schenker	.....	D10/28
D. 302,129	7/1989	Suzuki	.....	D10/28
D. 309,110	7/1990	Neininger	.....	D10/1
1,650,123	11/1927	Gritton	.....	D10/28

OTHER PUBLICATIONS

*Swiss Watch & Jewelry Journal*—2/82, p. 288—Clock at bottom right.

*Best Cat.* 85-86-8/85-p. 246—Clocks at top-right, middle-right, and bottom-left.

*Best Cat.* 82-83-p. 275—Clocks #13 and #15.

*European Jeweler*—2/86-p. 187—Clock at lower-left.

*Primary Examiner*—Nelson C. Holtje

*Attorney, Agent, or Firm*—Bruce L. Adams; Van C. Wilks

[57] CLAIM

The ornamental design for a clock, as shown and described.

DESCRIPTION

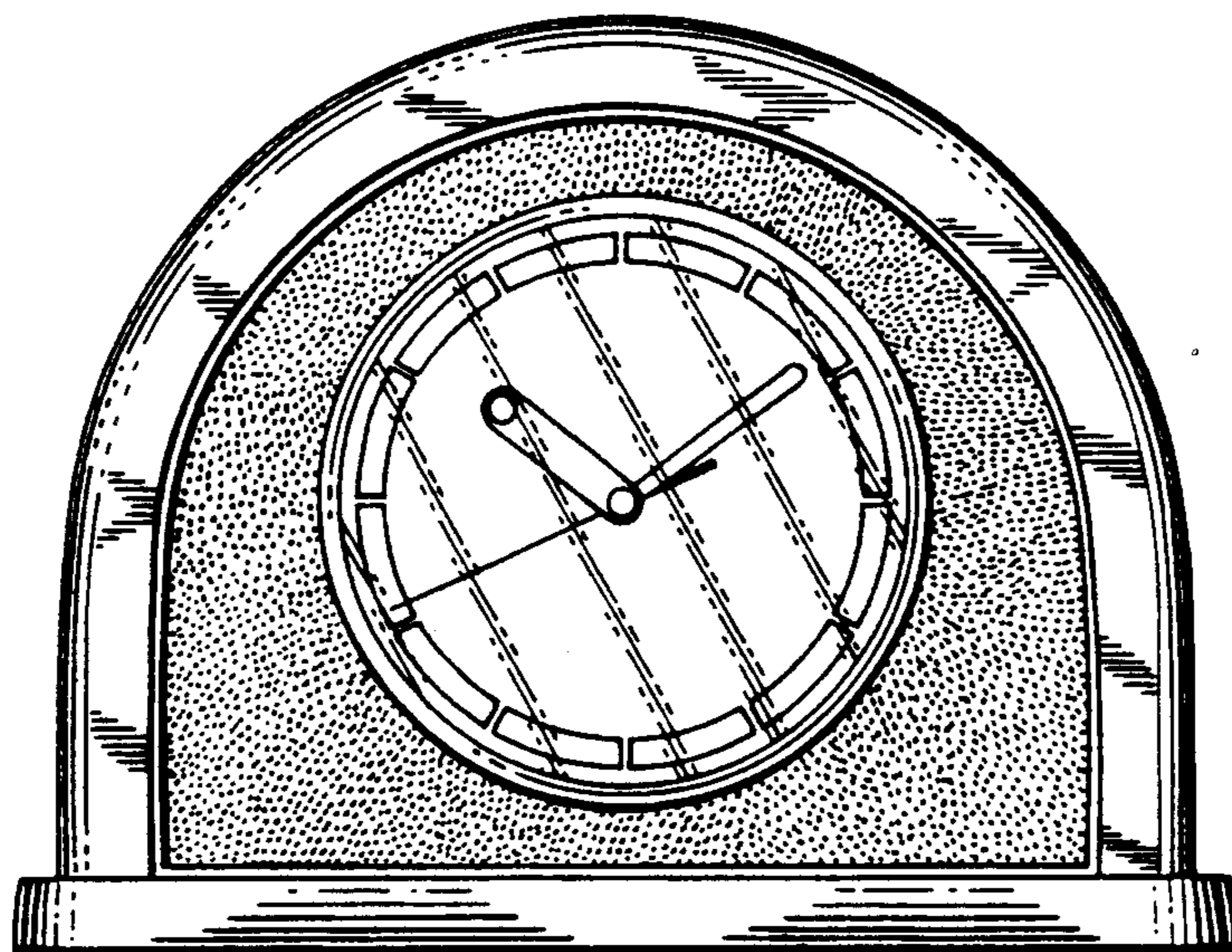
FIG. 1 is a front elevational view of a clock showing my new design;

FIG. 2 is a rear elevational view thereof;

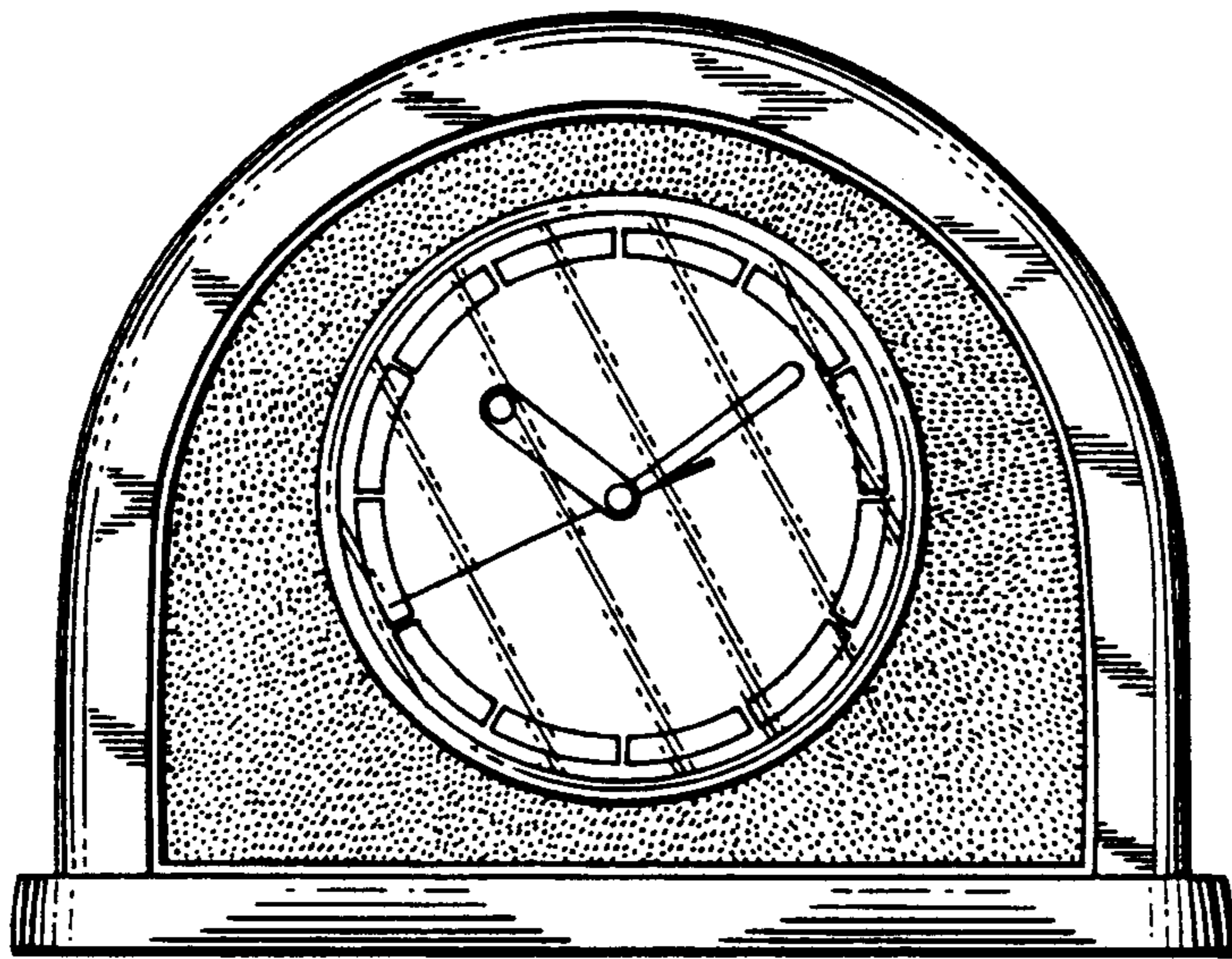
FIG. 3 is a right side elevational view thereof, the left side being the same in appearance as the right side;

FIG. 4 is a top plan view thereof; and


FIG. 5 is a bottom plan view thereof.



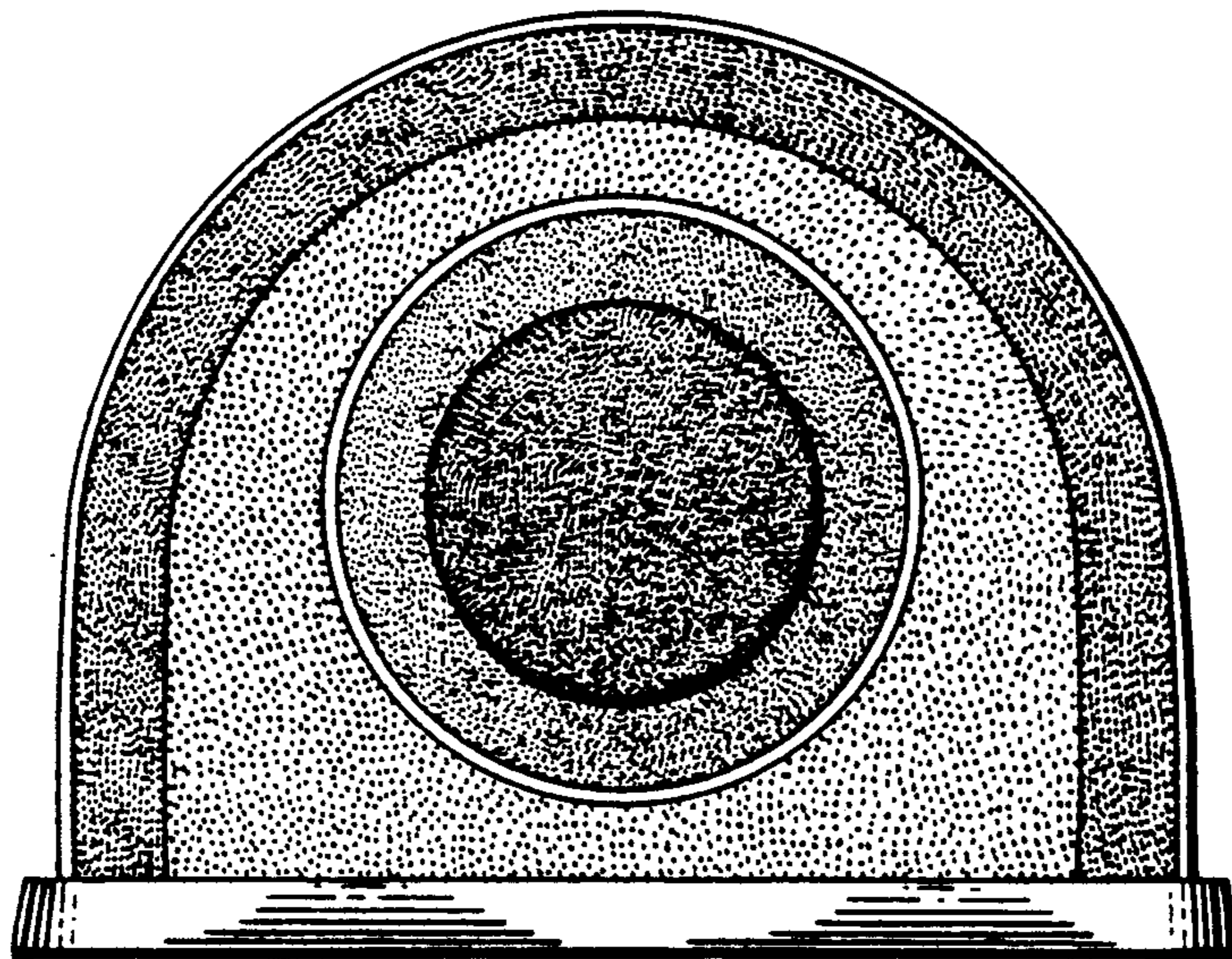
*FIG. 1*




*FIG. 3*



*FIG. 2*



*FIG. 4*



*FIG. 5*

