

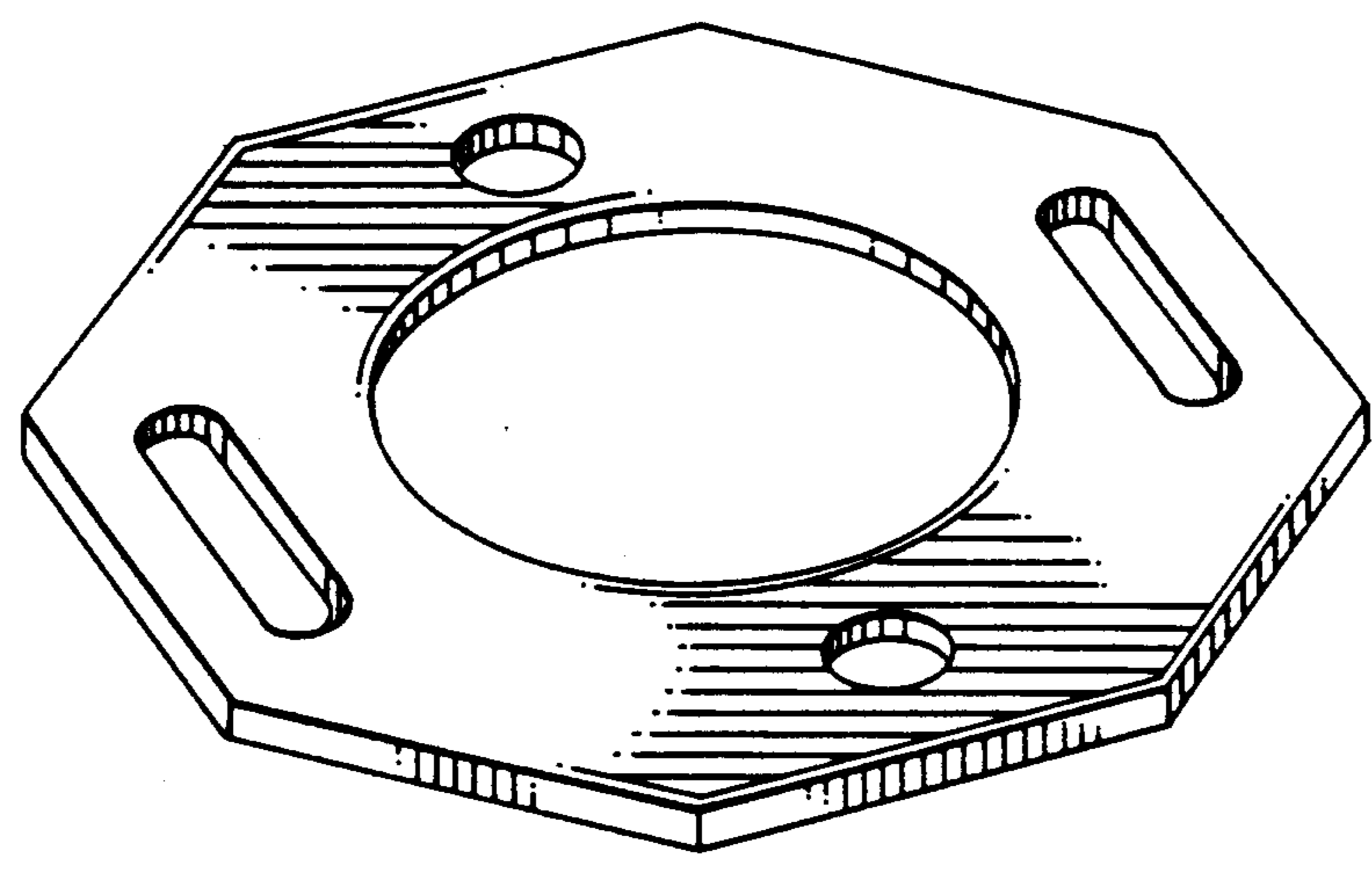
[54] **COMBINED TEMPLATE AND SHIM FOR ADJUSTING THE CAMBER OF A MACPHERSON STRUT FOR VEHICLES**
[76] Inventor: **Robert J. Johnson**, 2562 Trevino Pl., Mesa, Ariz. 85205
[**] Term: **14 Years**
[21] Appl. No.: **219,706**
[22] Filed: **Jul. 15, 1988**
[52] U.S. Cl. **D8/354; D10/64**
[58] Field of Search **D8/349, 354, 399; 384/626; 188/201; 411/522, 537, 546, 539; 248/188.2; 403/409.1; D10/64; D19/39**

[56] **References Cited**
U.S. PATENT DOCUMENTS
1,492,561 5/1924 Gabriel 411/539
1,558,364 10/1925 Iverson 411/539 X
3,136,206 6/1964 Adams 411/546
4,809,421 3/1989 Justice 411/539 X

4,848,939 7/1989 Ludwig 384/626
Primary Examiner—Wallace R. Burke
Assistant Examiner—Freda S. Nunn
Attorney, Agent, or Firm—Tod R. Nissle

[57] **CLAIM**
The ornamental design for a combined template and shim for adjusting camber of a MacPherson strut for vehicles, as shown and described.

DESCRIPTION
FIG. 1 is a front perspective view of a combined template and shim for adjusting the camber of a MacPherson strut for vehicles showing my new design; FIG. 2 is a top view thereof on an enlarged scale; FIG. 3 is a front elevational view thereof on an enlarged scale; and, FIG. 4 is a side elevational view thereof on an enlarged scale. The opposite views are identical to the views shown in FIGS. 2 to 4.



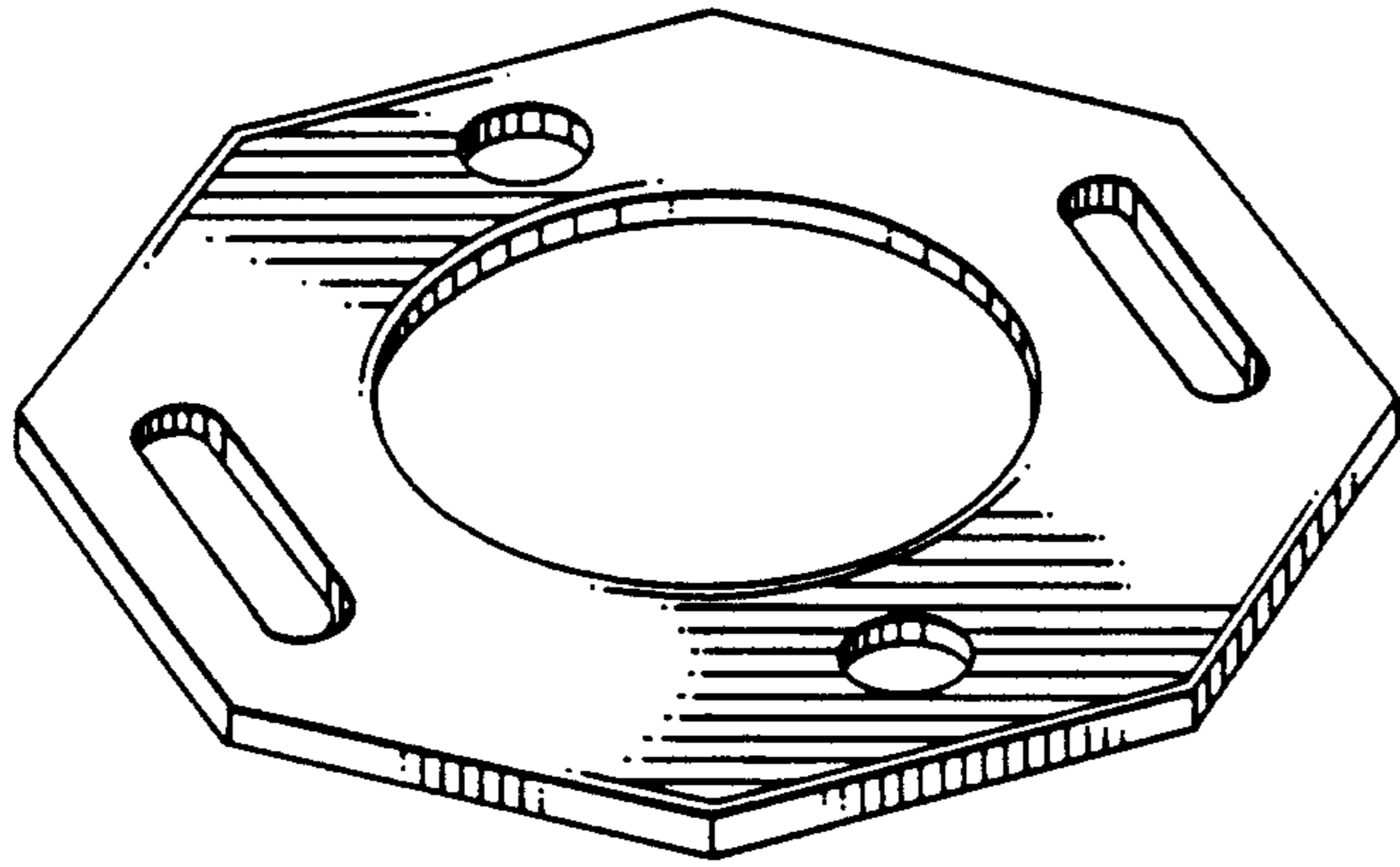


FIG 1

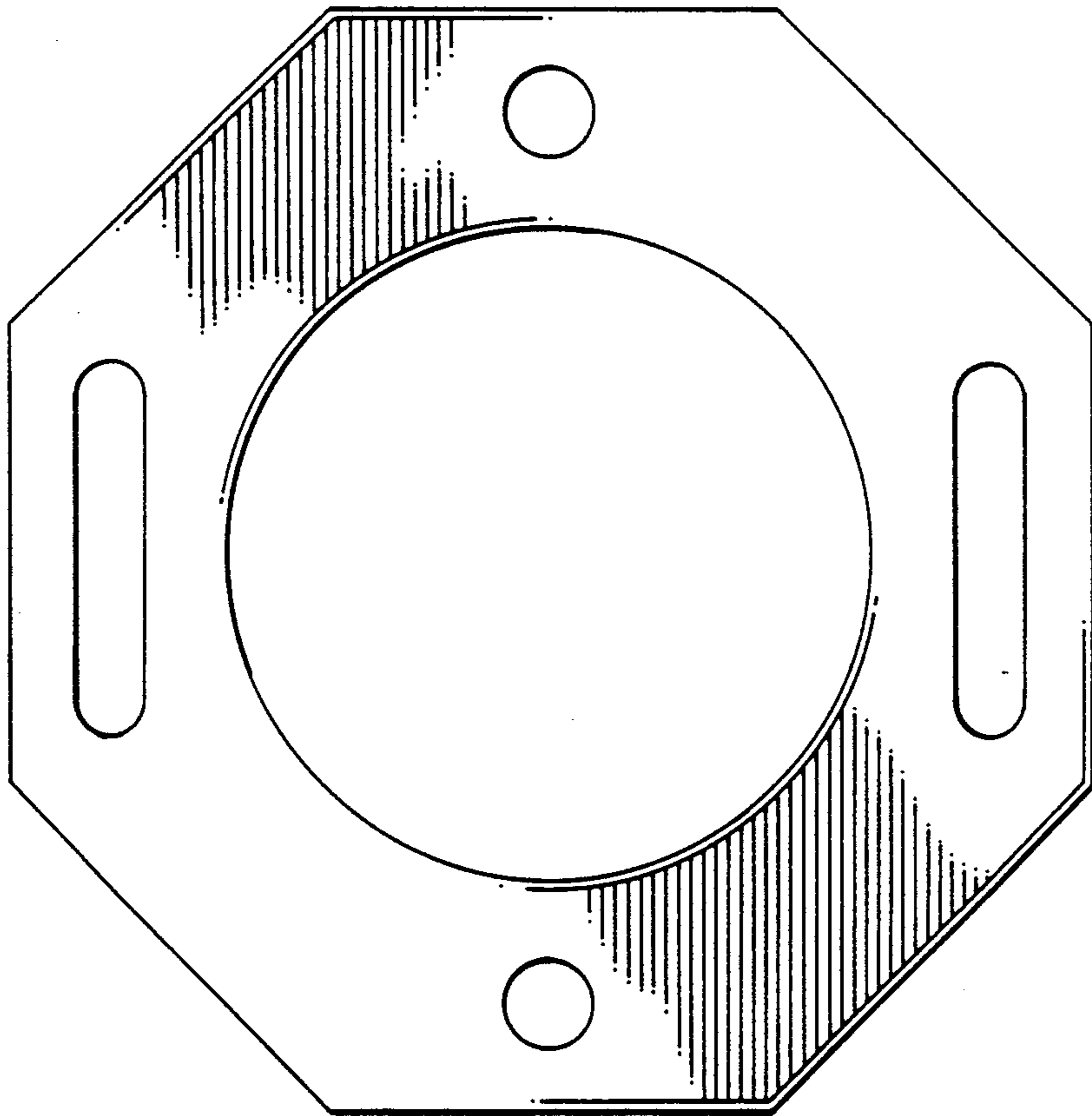


FIG 2



FIG 4



FIG 3