

[54] **CURRENCY HOLDER OR SIMILAR ARTICLE**

[76] **Inventor: Jorge L. Castillo, Milwaukee No. 64, Colonia Nápoles, 03810, México. D.F., Mexico**

[**] **Term: 14 Years**

[21] **Appl. No.: 136,643**

[22] **Filed: Dec. 22, 1987**

[52] **U.S. Cl. D6/467; D3/73; D21/54; D99/34**

[58] **Field of Search D6/408, 475, 476, 466, D6/467; D3/48, 73, 74; D21/54, 55, 56, 57; D99/34; 211/49.1, 70.7**

[56] **References Cited**

U.S. PATENT DOCUMENTS

D. 89,720	4/1933	Roth	D21/56
D. 146,805	5/1947	Millhauser	D21/55
D. 262,073	12/1981	Zimmerman	D3/73
D. 264,514	5/1982	Kordan	D3/73 X
D. 293,533	1/1988	Disesa	D3/73 X
1,120,924	12/1914	Gibbons	211/49.1

2,070,507	2/1937	Bishop	211/49.1 X
2,142,534	1/1939	Sunderhauf	211/50
2,174,715	10/1939	Baker	211/49.1
2,867,048	1/1959	Holtzman	D6/467 X
4,558,865	12/1985	Isgar	211/50

FOREIGN PATENT DOCUMENTS

1064958	5/1954	France	211/50
---------	--------	--------	-------	--------

OTHER PUBLICATIONS

The Plastic Showcase, p. 3, #3D.

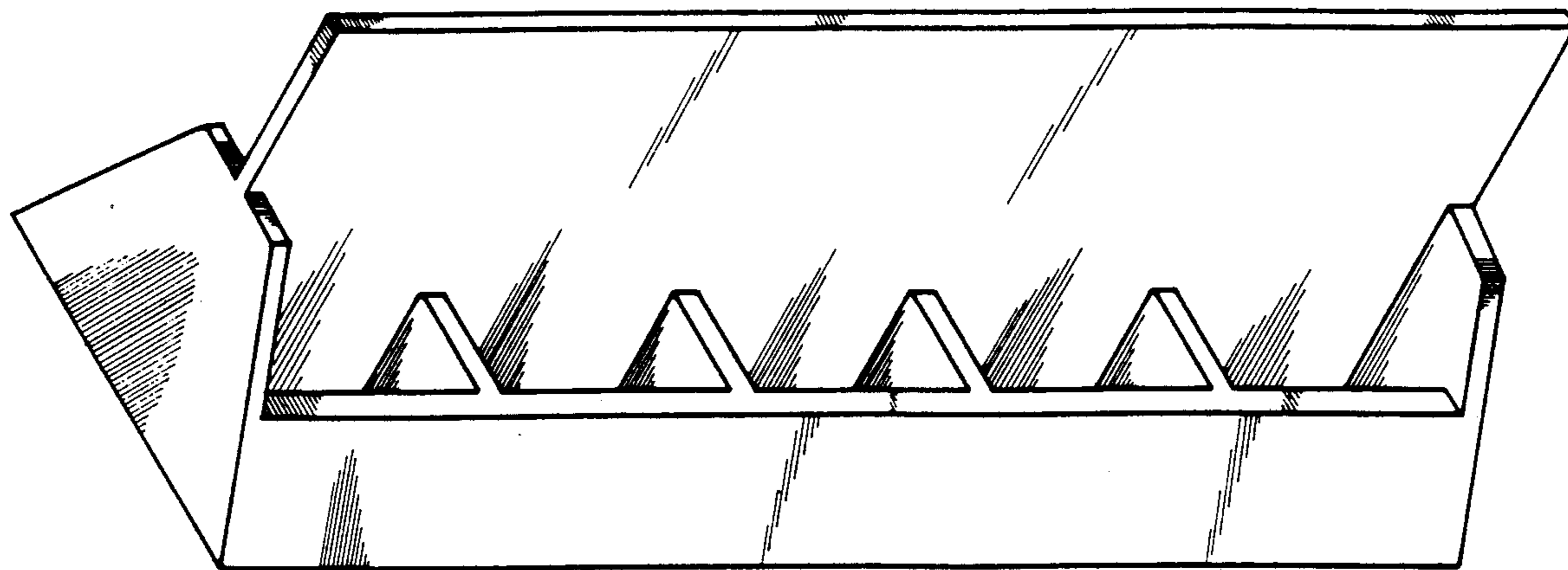
Primary Examiner—Bruce W. Dunkins
Assistant Examiner—Jeffrey Asch
Attorney, Agent, or Firm—McGlew & Tuttle

[57] **CLAIM**

The ornamental design for a currency holder or similar article, as shown and described.

DESCRIPTION

FIG. 1 is a front and left side perspective view of a currency holder or similar article showing my new design, the rear being a mirror image thereof; FIG. 2 is a top plan view thereof; and FIG. 3 is a right side elevational thereof.



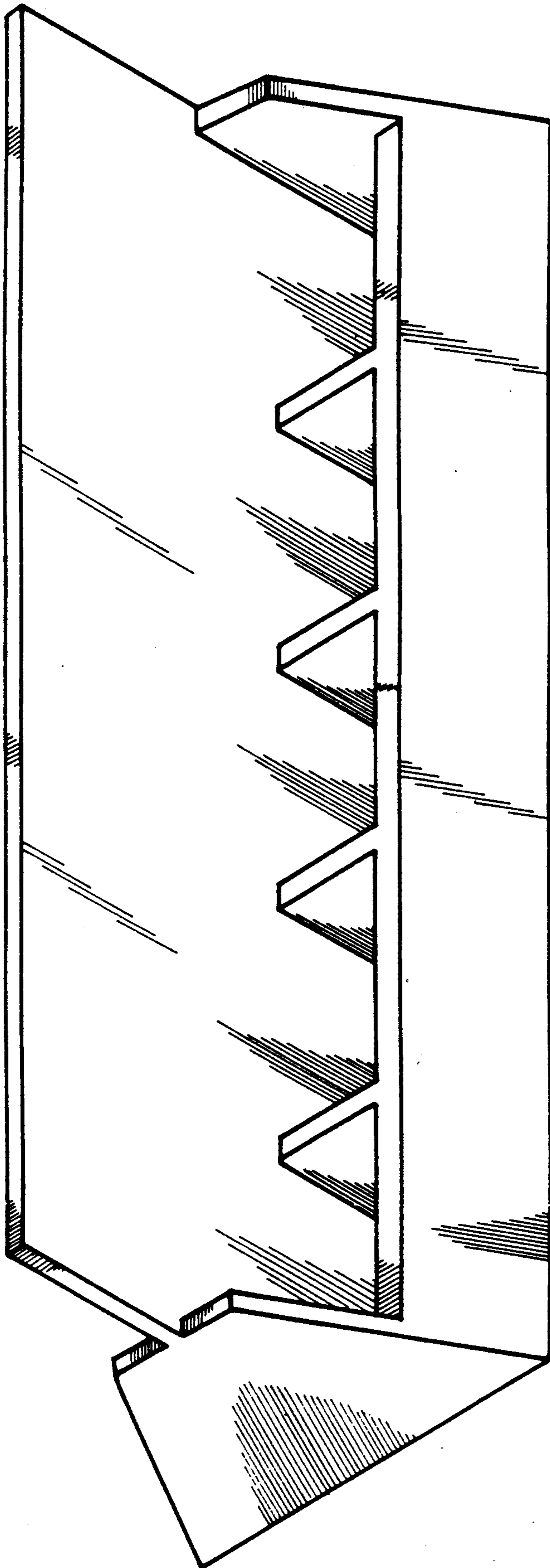


FIG 1

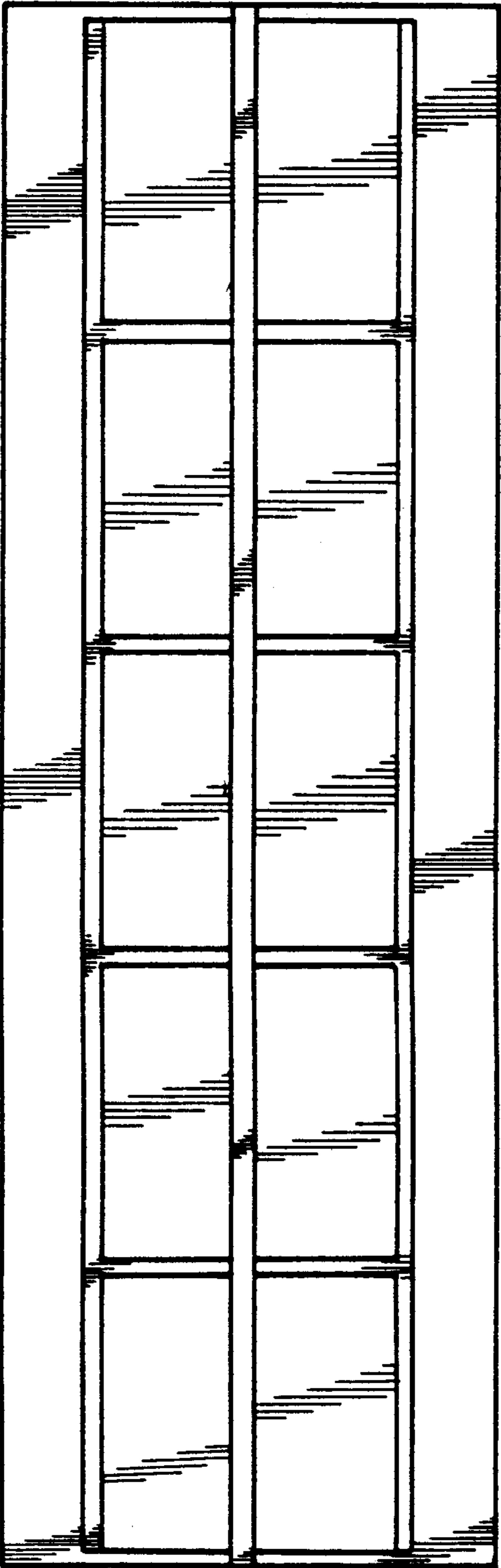


FIG 2

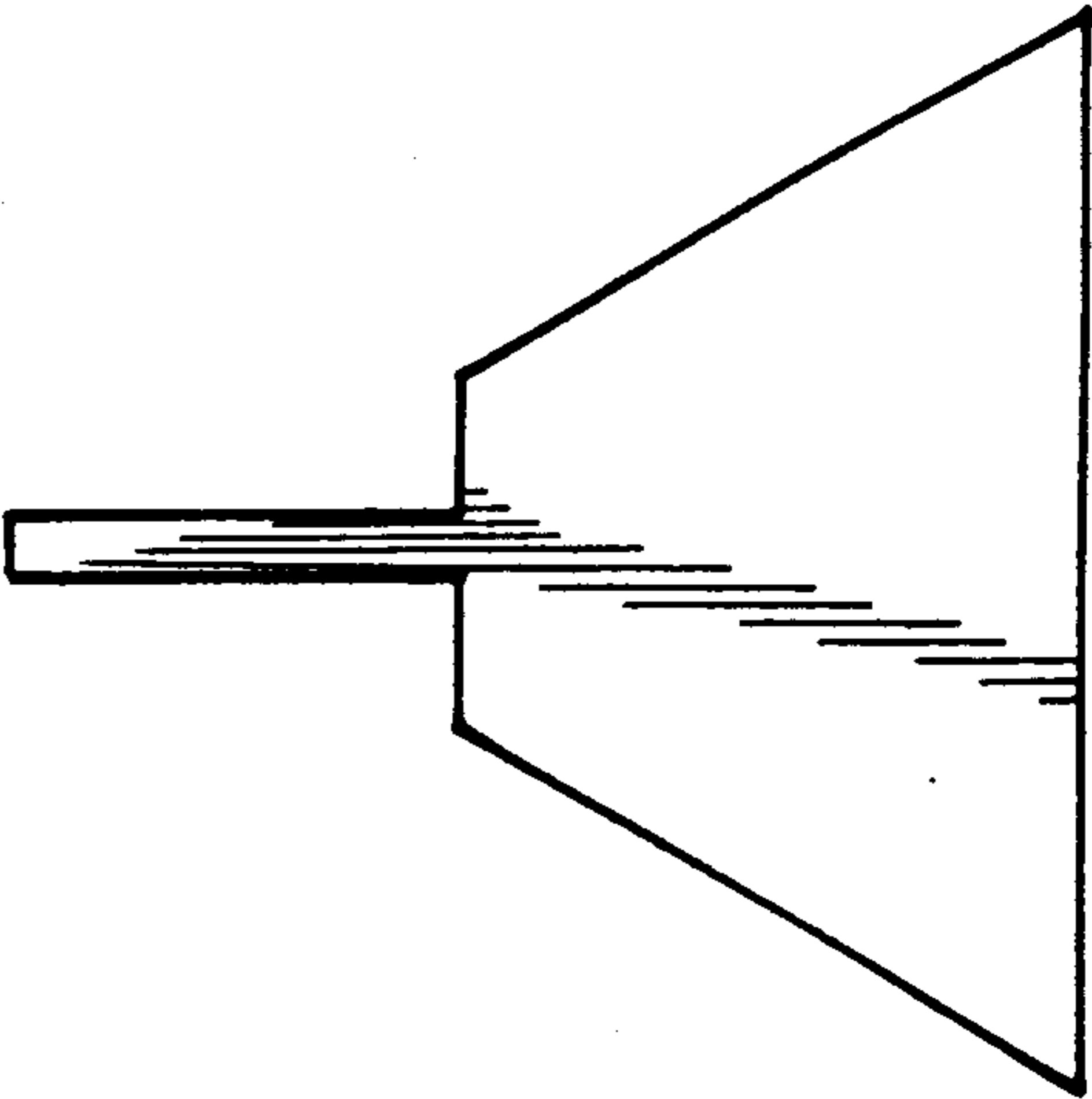


FIG 3