

[54] **TENNIS RACKET**

[76] **Inventor:** Siegfried Kuebler, Mozartstr. 17,
D-7700 Singen, Überlingen, Fed.
Rep. of Germany

[**] **Term:** 14 Years

[21] **Appl. No.:** 888,503

[22] **Filed:** Jul. 24, 1986

[30] **Foreign Application Priority Data**

Feb. 21, 1986 [DE] Fed. Rep. of Germany MR 518
Band IV

[52] **U.S. Cl.** D21/212

[58] **Field of Search** D21/212, 213; 273/73 R,
273/73 C, 73 F, 73 G, 73 H, 73 K

[56] **References Cited**

U.S. PATENT DOCUMENTS

2,164,631 7/1939 Abell D21/212 X
2,171,223 8/1939 Robinson 273/73
3,647,211 3/1972 Doessel et al. 273/73 C

FOREIGN PATENT DOCUMENTS

1434741 5/1976 United Kingdom 273/73 F

OTHER PUBLICATIONS

Best, p. 405, item #29, Tennis Racket, lower right portion of page.

Primary Examiner—Melvin B. Feifer

Assistant Examiner—L. Lieberman

Attorney, Agent, or Firm—Bachman & LaPointe

[57] **CLAIM**

The ornamental design for a tennis racket, as shown and described.

DESCRIPTION

FIG. 1 is a front elevation of a tennis racket showing my new design;

FIG. 2 is a right side elevational view thereof, the left side being a mirror image;

FIG. 3 is a bottom plan view thereof;

FIG. 4 is a top plan view thereof;

FIG. 5 is a side elevation thereof; with a fragmentary portion shown in cross section; and

FIG. 6 is a right side elevation of a modified form of the tennis racket with a fragmentary portion shown in cross section.




FIG-1

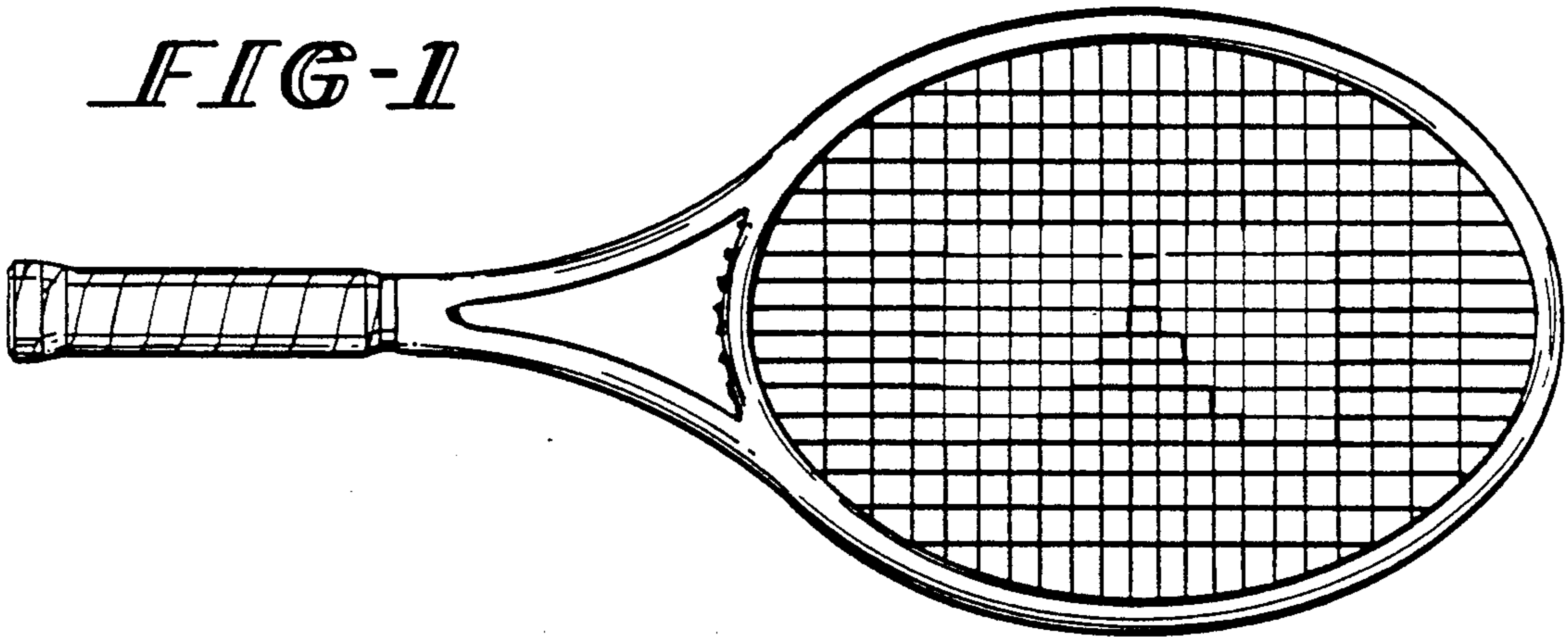


FIG-2



FIG-3



FIG-4



FIG-5




FIG-6