

[54] INSPIRATORY MUSCLE EXERCISER OR SIMILAR ARTICLE

[75] Inventors: Douglas A. Larson, River Forest, Ill.; Thomas L. Clanton, Worthington, Ohio

[73] Assignee: Healthscan, Inc., Cedar Grove, N.J.

[**] Term: 14 Years

[21] Appl. No.: 168,787

[22] Filed: Mar. 15, 1988

[52] U.S. Cl. D21/191

[58] Field of Search D21/191-199; 272/99; 128/204.24, 204.25, 204.27

[56] References Cited

U.S. PATENT DOCUMENTS

- D. 284,095 6/1986 Ashby D24/17
- D. 304,232 10/1989 Fuller D24/17
- 433,418 7/1890 Nutz .
- 940,735 11/1909 Schaeffer et al. .
- 1,244,661 10/1917 Teter .
- 1,392,700 10/1921 Oyen .
- 2,292,474 8/1942 Paxton .
- 3,298,362 1/1967 Lippitt, Jr. et al. .

- 3,958,565 5/1976 Wright .
- 4,054,134 10/1987 Kritzer .
- 4,062,358 12/1977 Kritzer .
- 4,207,884 6/1980 Isaacson .
- 4,221,381 9/1980 Ericson .
- 4,226,233 10/1980 Kritzer .
- 4,444,202 4/1984 Rubin et al. .
- 4,739,987 4/1988 Nicholson 272/99

FOREIGN PATENT DOCUMENTS

- 656937 12/1964 Belgium 272/99
- 804907 1/1969 Canada 272/99

Primary Examiner—Charles A. Rademaker
Attorney, Agent, or Firm—Schweitzer Cornman & Gross

[57] CLAIM

The ornamental design for an inspiratory muscle exerciser or similar article, as shown.

DESCRIPTION

FIG. 1 is a perspective view of an inspiratory muscle exerciser or similar article showing our new design; FIG. 2 is a left side elevational view thereof; FIG. 3 is a left end elevational view thereof; FIG. 4 is a right end elevational view thereof; and, FIG. 5 is a top plan view thereof.




FIG. 1


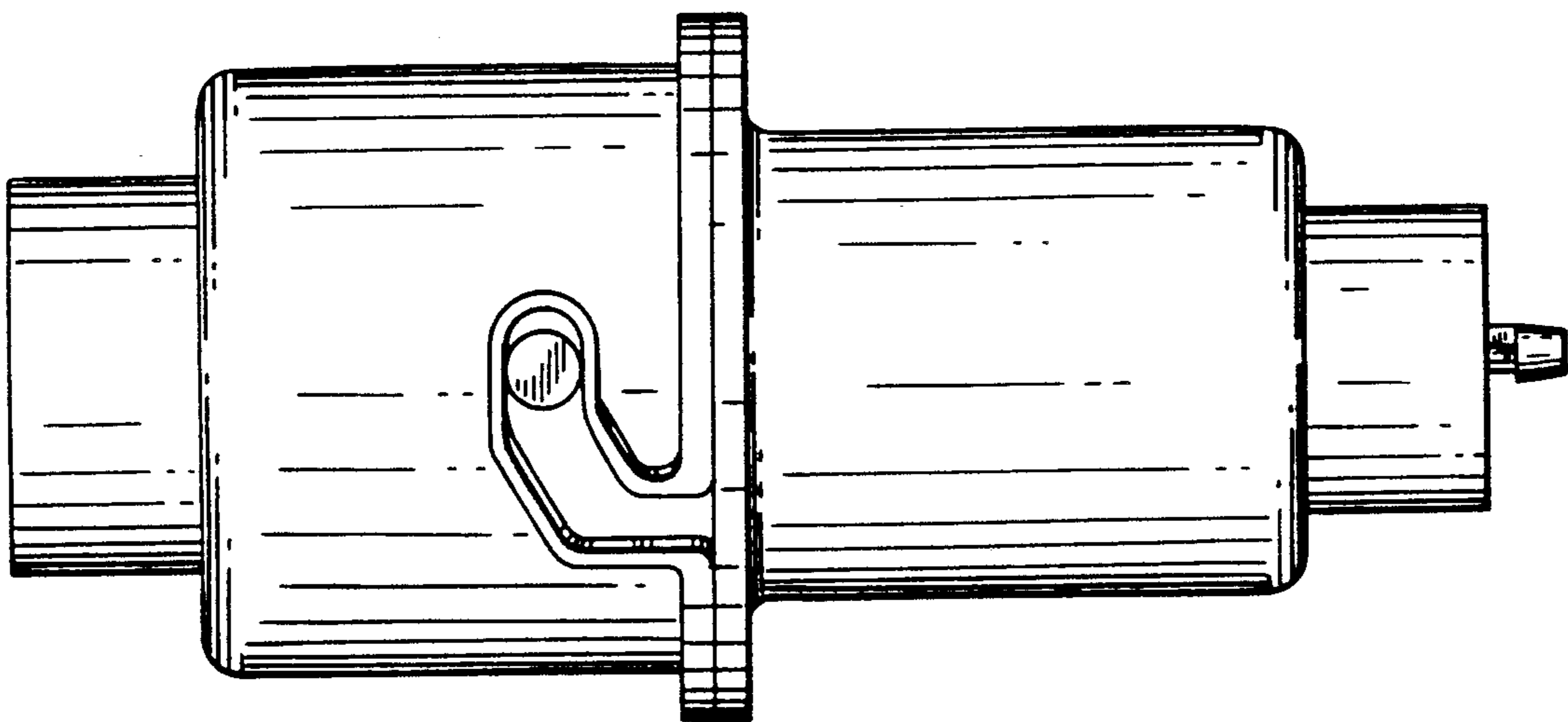


FIG. 2



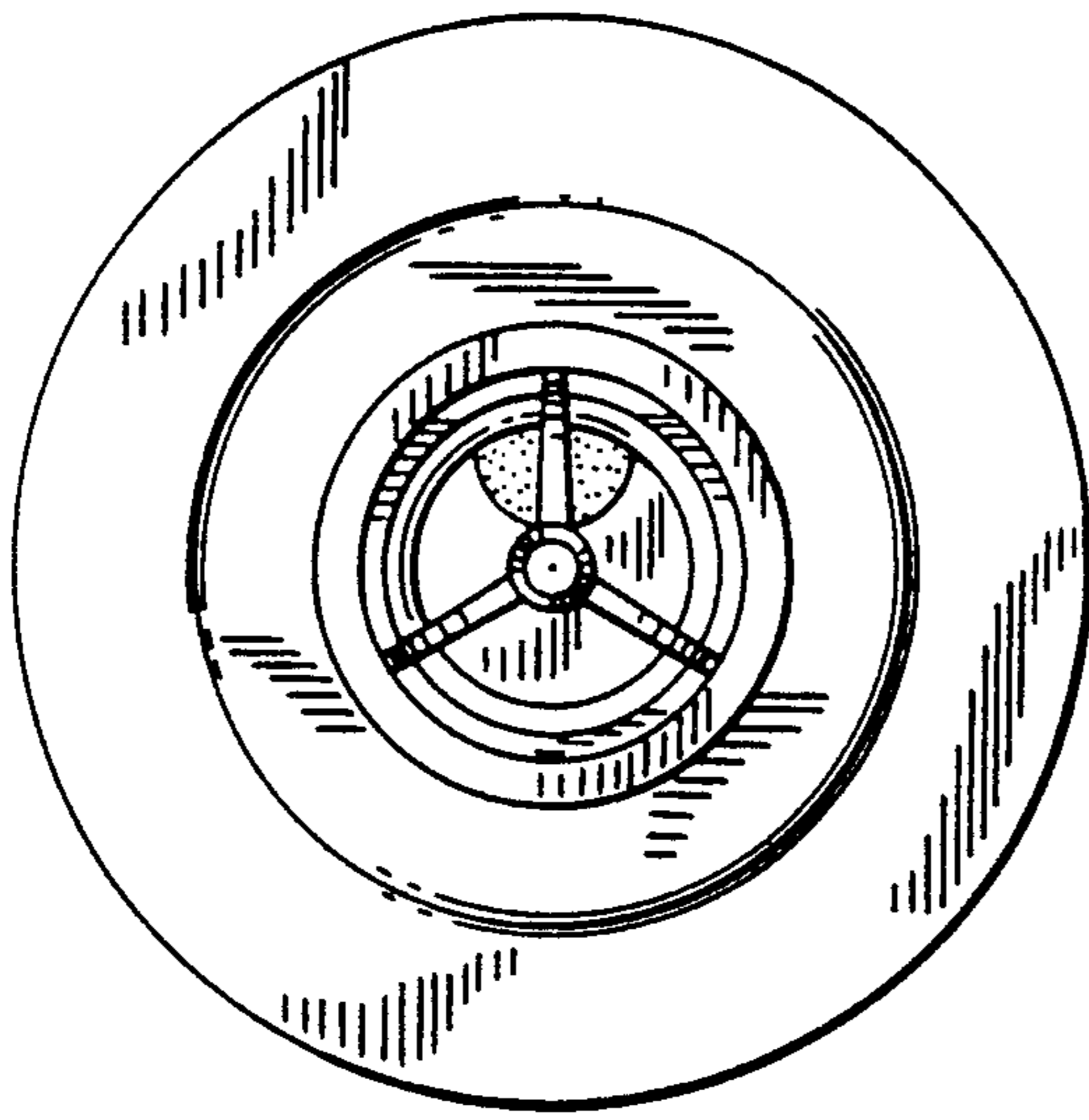


FIG. 3

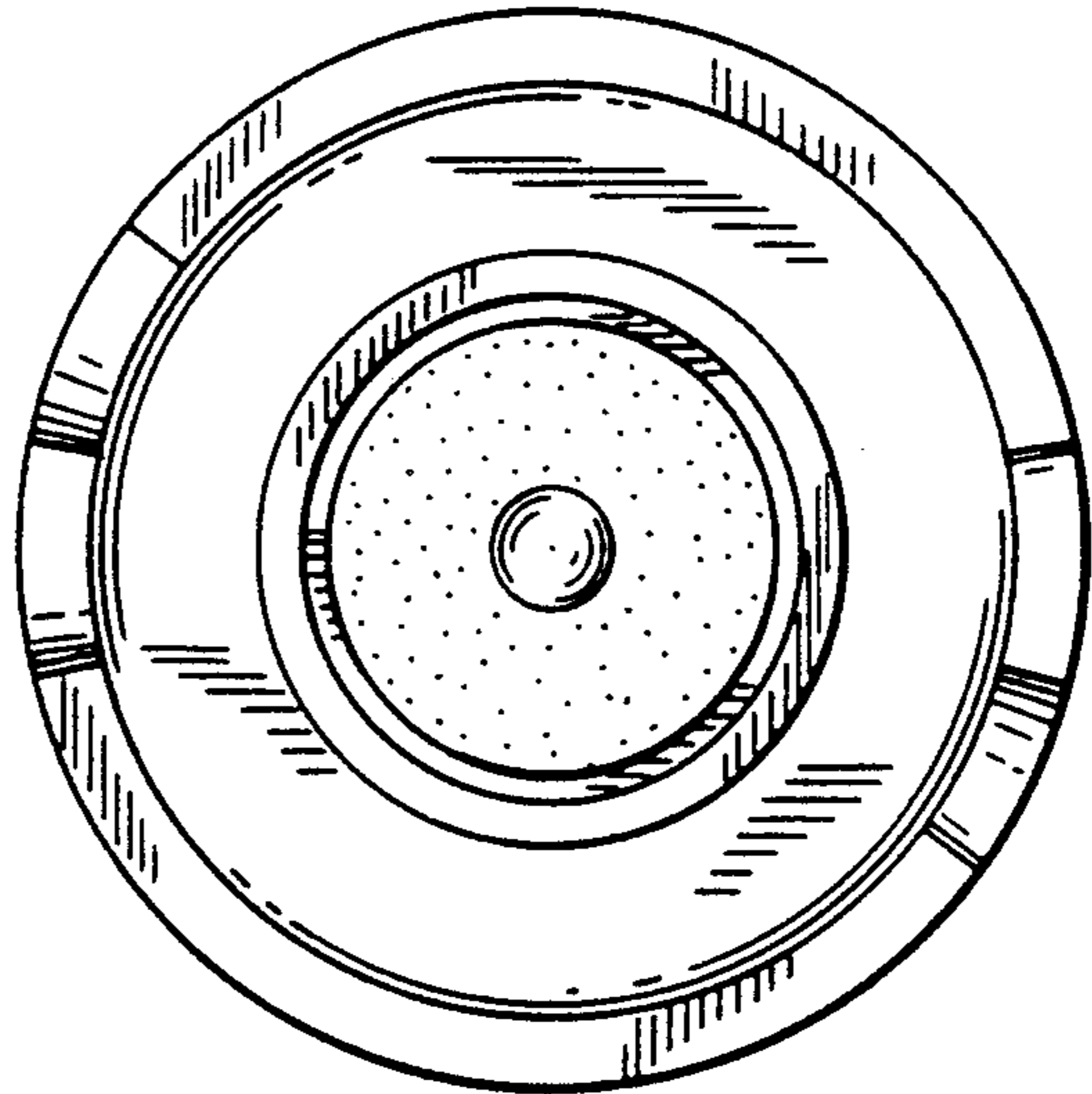


FIG. 4

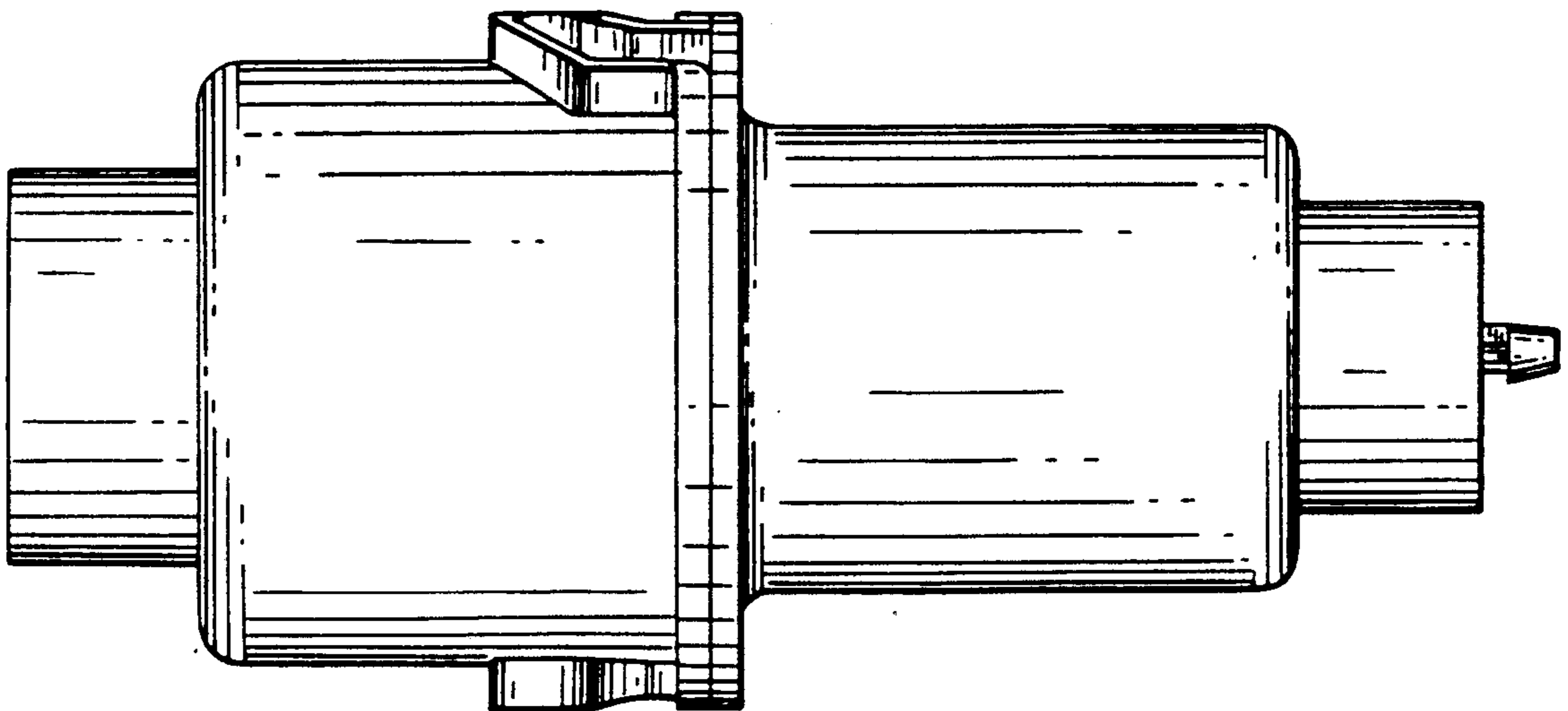


FIG. 5