

United States Patent [19]

Dalton et al.

[11] Patent Number: **Des. 315,542**

[45] Date of Patent: **** Mar. 19, 1991**

[54] **WHEEL STOP**

[76] Inventors: **Calvin Dalton**, 6175 Windsor Trace Dr., Norcross, Ga. 30092; **Michael J. McConnell**, 3740 Martin Farm Rd., Suwanee, Ga. 30174; **James T. Slater**, 3002 Bethany Church Rd., Lithonia, Ga. 30058

[**] Term: **14 Years**

[21] Appl. No.: **361,103**

[22] Filed: **Jun. 5, 1989**

[52] U.S. Cl. **D12/217; D12/167; D25/136**

[58] Field of Search **D12/217, 167, 190; D25/124, 136, 164; D8/402; 188/32; 293/128, 1; 16/82, 84; 49/467; 52/722**

[56] **References Cited**

U.S. PATENT DOCUMENTS

2,935,162 5/1960 Lindsay 188/32
2,992,704 7/1961 Showker et al. 188/32

3,667,192 6/1972 Sewell 49/467
3,842,564 10/1974 Brown D25/124
3,865,358 2/1975 Butters 293/128
4,296,155 10/1981 Madonie et al. 293/1
4,413,027 11/1983 Bildl 293/1

FOREIGN PATENT DOCUMENTS

912303 5/1954 Fed. Rep. of Germany 293/128
0075849 4/1984 Japan 293/128
1111784 5/1968 United Kingdom 49/467


Primary Examiner—James M. Gandy
Attorney, Agent, or Firm—Thomas, Kerr & Kayden

[57] **CLAIM**

The ornamental design for a wheel stop, as shown and described.

DESCRIPTION

FIG. 1 is a perspective view of a wheel stop showing our new design;
FIG. 2 is an end elevational view thereof;
FIG. 3 is a side elevational view thereof;
FIG. 4 is a top plan view thereof; and
FIG. 5 is a bottom plan view thereof.



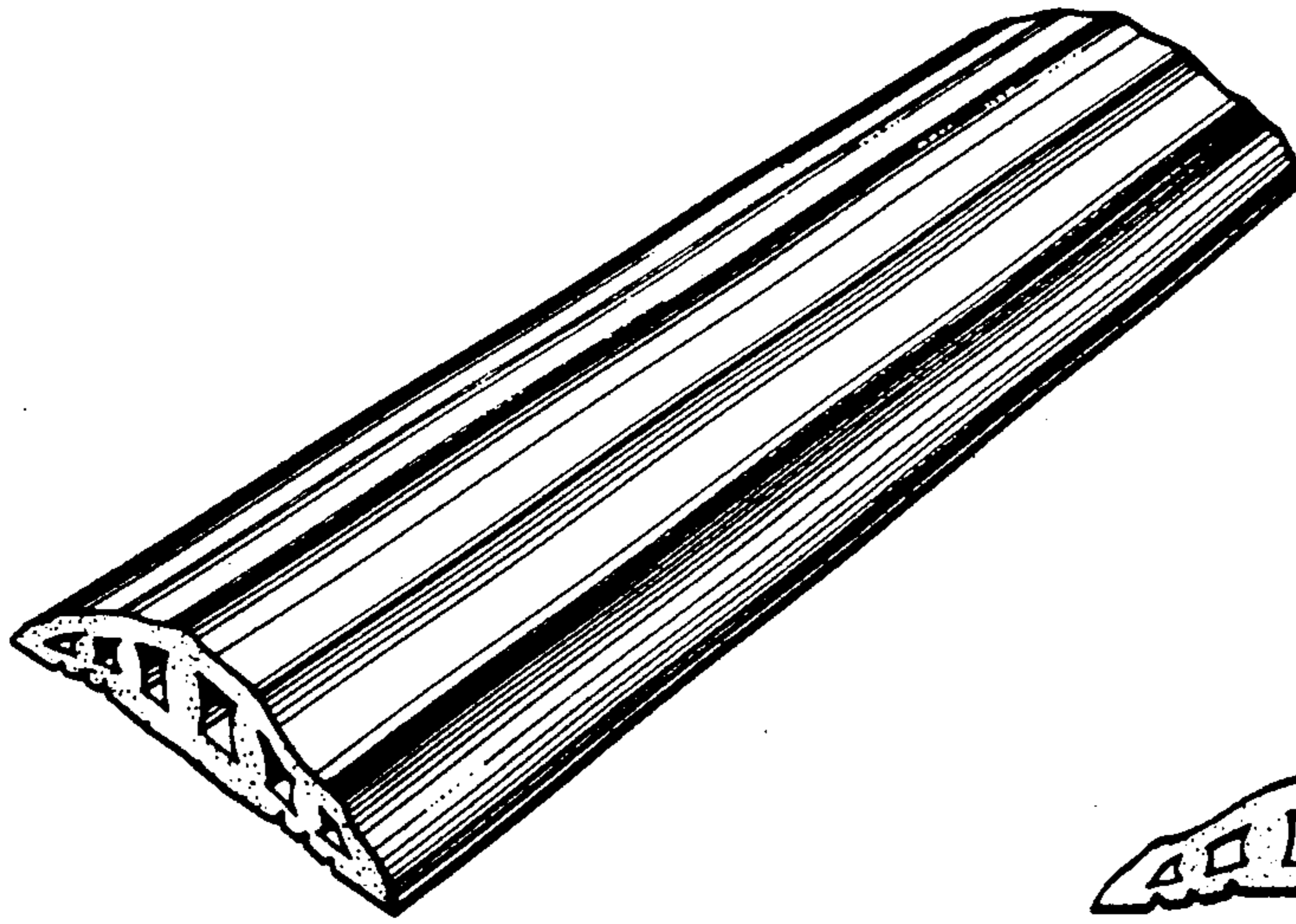


FIG 1



FIG 2




FIG 3




FIG 4



FIG 5