

[54] **WRISTWATCH AND BRACELET**

[75] **Inventor: Raymond L. Weil, Geneva, Switzerland**

[73] **Assignee: Raymond Weil S.A., Geneva, Switzerland**

[\*\*] **Term: 14 Years**

[21] **Appl. No.: 95,335**

[22] **Filed: Sep. 10, 1987**

[30] **Foreign Application Priority Data**

Mar. 13, 1987 [IB] Int'l Pat. Institute ..... DMA/000597

[52] **U.S. Cl. .... D10/32**

[58] **Field of Search .... D10/1-39, D10/122-128; D11/1-3, 11-15, 21-22; 63/1.1, 3, 5.1, 9, 11, 21; 368/10, 228, 232, 238, 276-278, 281, 282, 285, 286, 294-296**

[56] **References Cited**

**U.S. PATENT DOCUMENTS**

D. 136,341 9/1943 Dupin ..... D10/38 X  
 D. 157,691 3/1950 Lang ..... D10/39

D. 284,745 7/1986 Minkowitz ..... D10/38  
 D. 292,678 11/1987 Takeichi ..... D10/39  
 D. 296,994 8/1988 Lauper ..... D10/39  
 D. 305,411 1/1990 Atagi ..... D10/39 X  
 2,564,652 8/1951 Templeman ..... 63/5.1 X  
 2,736,165 2/1956 Piquerez ..... 368/296  
 3,601,977 8/1971 Kunzmann ..... 63/5.1 X

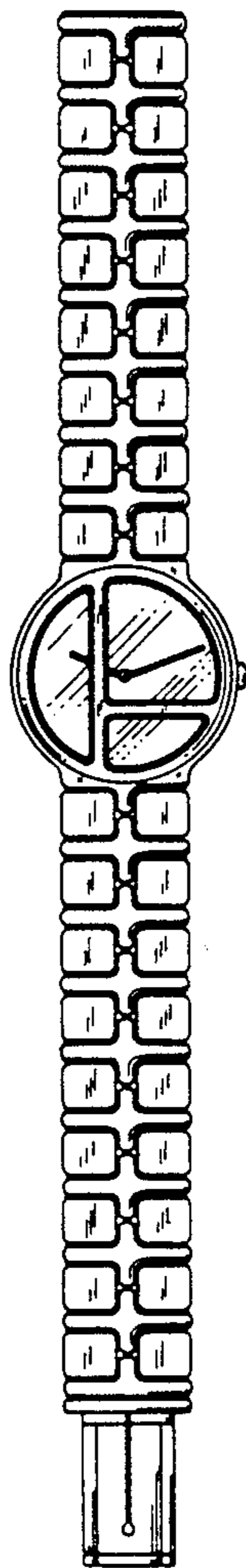
*Primary Examiner*—Nelson C. Holtje  
*Assistant Examiner*—Gary D. Watson  
*Attorney, Agent, or Firm*—McGlew & Tuttle

[57] **CLAIM**

The ornamental design for a wristwatch and bracelet, as shown and described.

**DESCRIPTION**

FIG. 1 is a front elevational view of a wristwatch and bracelet showing my new design;  
 FIG. 2 is a rear elevational view;  
 FIG. 3 is a top plan view;  
 FIG. 4 is a bottom plan view;  
 FIG. 5 is a right side elevational view; and  
 FIG. 6 is a left side elevational view thereof, the bracelet not being shown for ease of illustration.



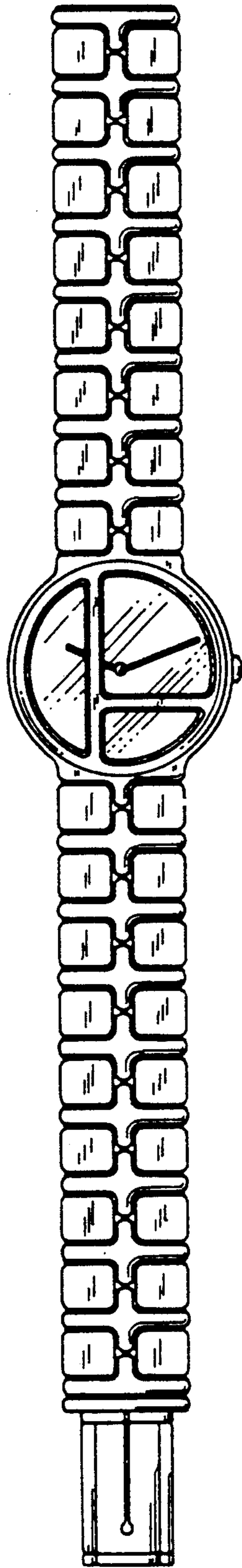


Fig. 1

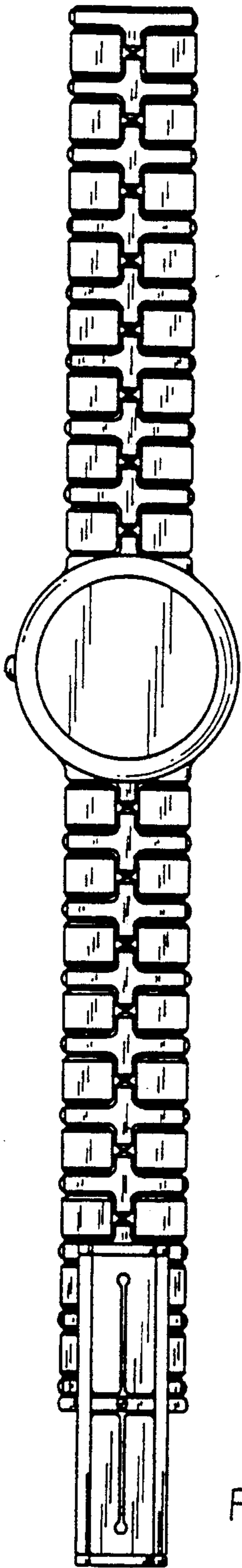


Fig. 2



Fig. 3



Fig. 4

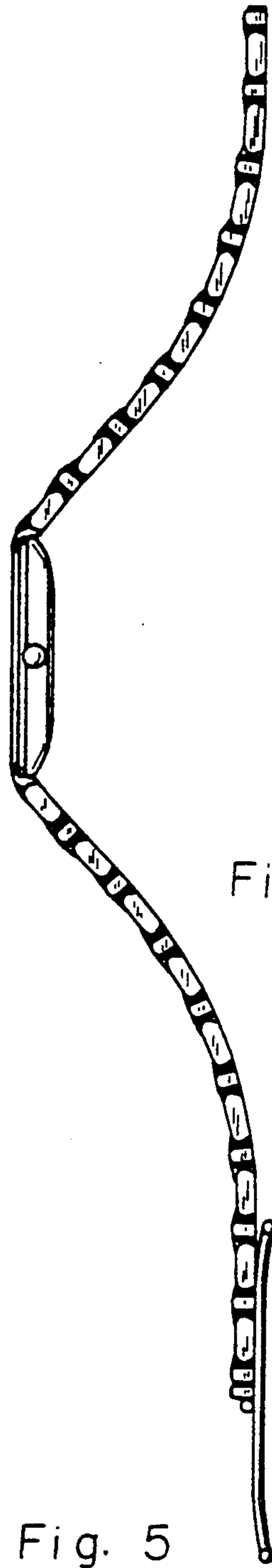


Fig. 5



Fig. 6