

United States Patent [19]

Benoit Pequignet

[11] **Patent Number: Des. 315,513**

[45] **Date of Patent: ** Mar. 19, 1991**

[54] **WATCH**

D. 160,575 10/1950 Chernow D11/12

[75] **Inventor: Emile M. F. Benoit Pequignet, Fournets-Luisans, France**

[73] **Assignee: Montres Emile Péquignet, Morteau, France**

[**] **Term: 14 Years**

[21] **Appl. No.: 85,064**

[22] **Filed: Aug. 13, 1987**

[30] **Foreign Application Priority Data**

Feb. 13, 1987 [FR] France 871150

[52] **U.S. Cl. D10/32**

[58] **Field of Search D10/30-32, D10/34, 38-39; D11/12-13, 15, 19, 21-22; 368/206, 228, 281-282**

[56] **References Cited**

U.S. PATENT DOCUMENTS

D. 146,761 5/1947 Chernow D11/12 X

OTHER PUBLICATIONS

European Jeweler, 9/1979, p. 134, watches.
Swiss Watch and Jewelry Journal, 1/1981, p. 20, watches.
Swiss Watch and Jewelry Journal, 3/1984, p. 490, watch #3 (top left).


Primary Examiner—Bruce W. Dunkins
Assistant Examiner—Gary D. Watson
Attorney, Agent, or Firm—McGlew and Tuttle

[57] **CLAIM**

The ornamental design for a watch, as shown and described.

DESCRIPTION

FIG. 1 is a front elevational view of a watch showing my new design;
FIG. 2 is a rear elevational view;
FIG. 3 is a top plan view;
FIG. 4 is a bottom plan view;
FIG. 5 is a left side elevational view;
FIG. 6 is a right side elevational view thereof.






FIG. 1

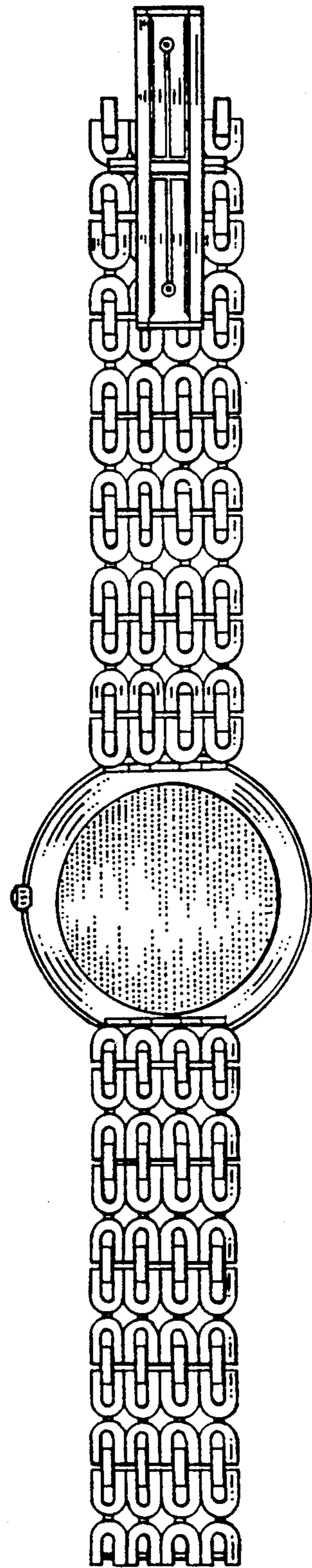


FIG. 2

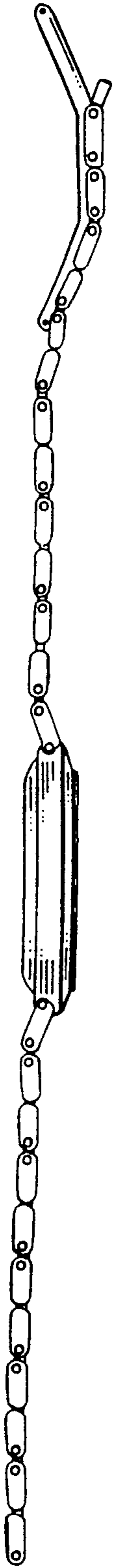


FIG. 5

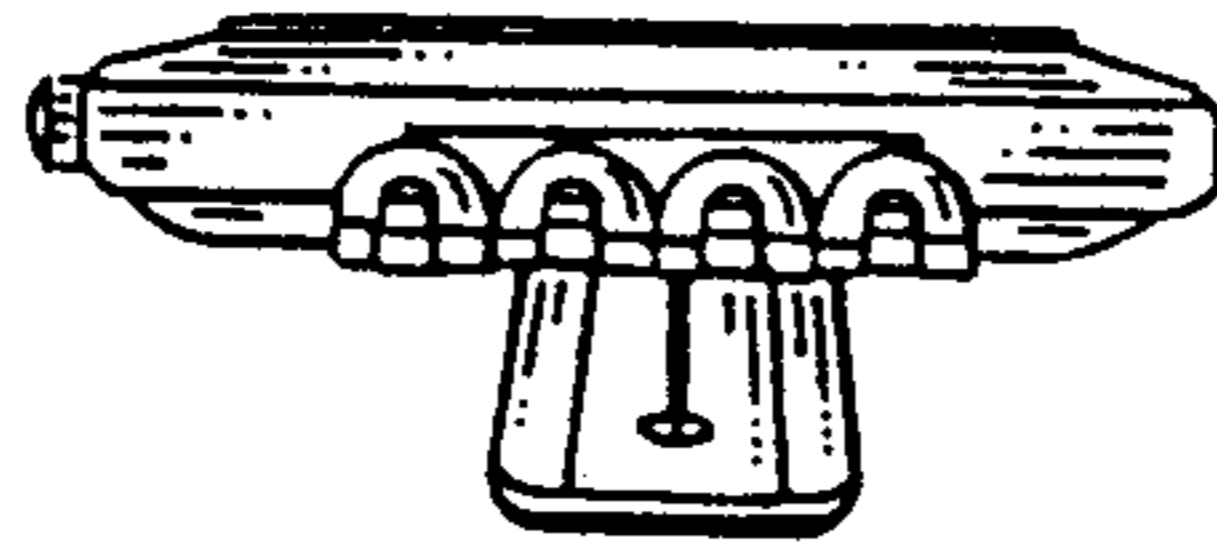


FIG. 3




FIG. 4



FIG. 6