

[54] **RETAINING RIM FOR A COFFEE POT OR THE LIKE**

D. 243,231 1/1977 Smith ..... D9/452  
D. 264,441 5/1982 Smith ..... D9/452  
D. 286,268 10/1986 Wolff ..... D9/447  
D. 288,535 3/1987 Bozich ..... D9/447

[75] Inventors: **Jon E. Finger**, New City, N.Y.; **Donald R. Turner**, Shelbyville, Ind.

*Primary Examiner*—A. Hugo Word  
*Assistant Examiner*—Celia A. Murphy  
*Attorney, Agent, or Firm*—Thomas R. Savoie

[73] Assignees: **Kraft General Foods, Inc.**, Glenview, Ill.; **Williams Industries Inc.**, Shelbyville, Ind.

[\*\*] Term: **14 Years**

[57] **CLAIM**

The ornamental design for a retaining rim for a coffee pot or the like, as shown and described.

[21] Appl. No.: **56,492**

[22] Filed: **May 29, 1987**

**DESCRIPTION**

[52] U.S. Cl. .... **D7/392; D7/392.1; D9/434; D9/435; D9/447; D9/454**

FIG. 1 is a perspective view of a retaining rim for a coffee pot or the like showing our new design, the broken lines showing a coffee pot being for illustrative purposes only, and forming no part of the claimed design;

[58] **Field of Search** ..... D9/377, 434, 435, 436, D9/445, 447, 499, 452, 454, 455; D25/119, 122; 220/23.4, 24 R, 85 SP, 352; 222/566, 567, 568, 569, 570; D7/317, 392, 392.1, 397, 399

FIG. 2 is a front elevational view thereof;

FIG. 3 is a side elevational view thereof, the opposite side being identical; and

[56] **References Cited**

**U.S. PATENT DOCUMENTS**

FIG. 4 is a top plan view thereof.

FIG. 5 is a bottom plan view thereof.

D. 222,829 1/1972 Proctor ..... D9/447

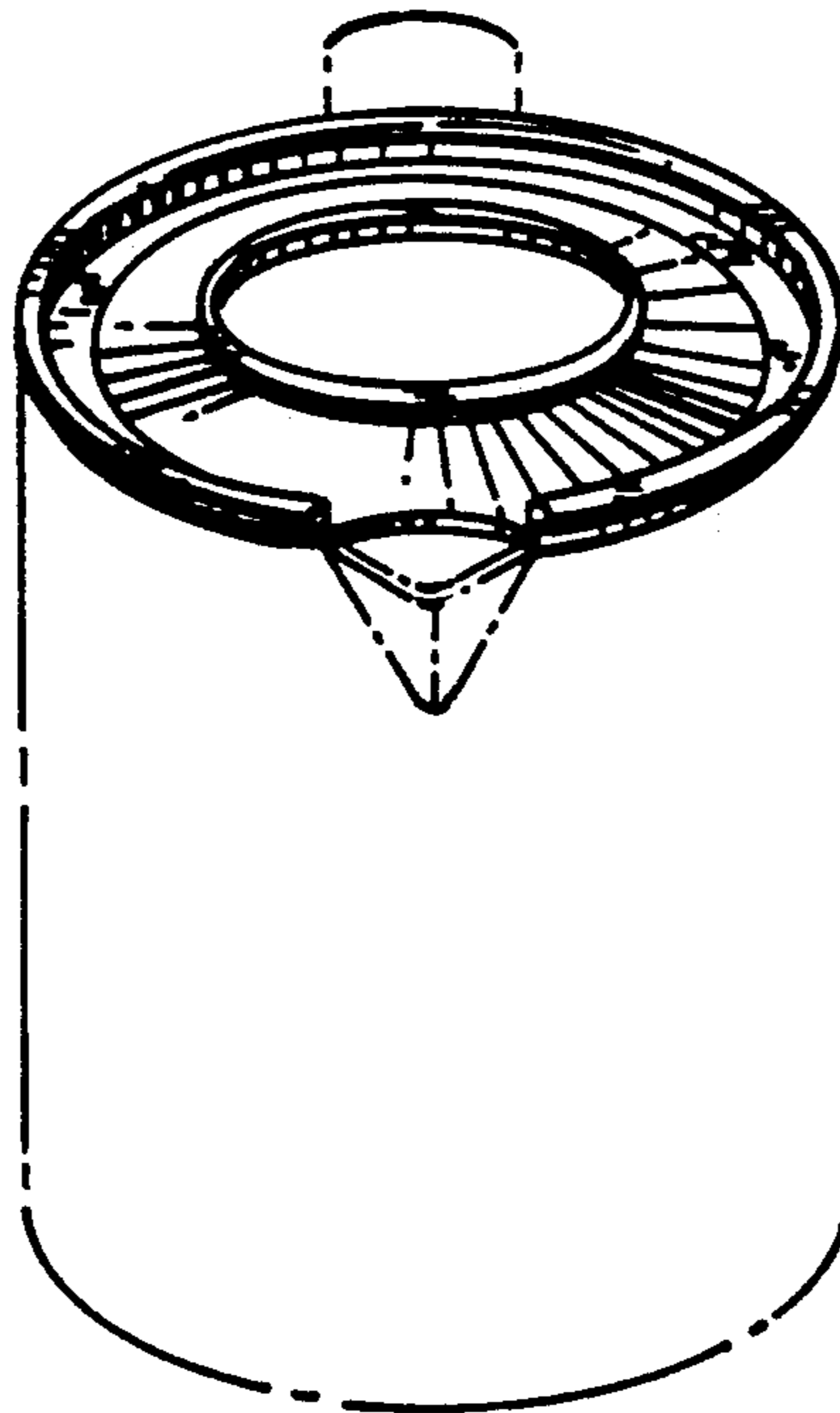


FIG.1




FIG.2

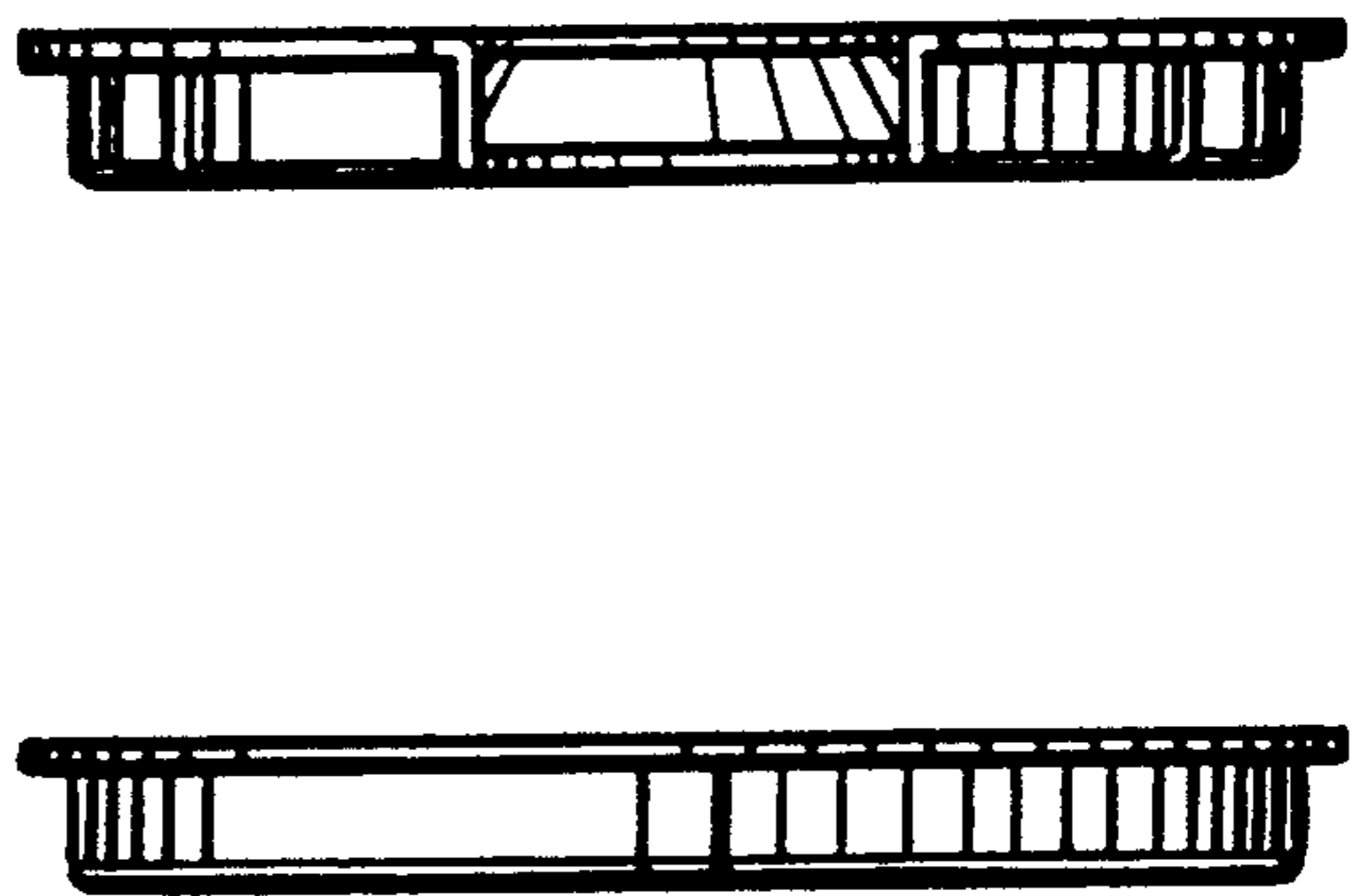


FIG.3

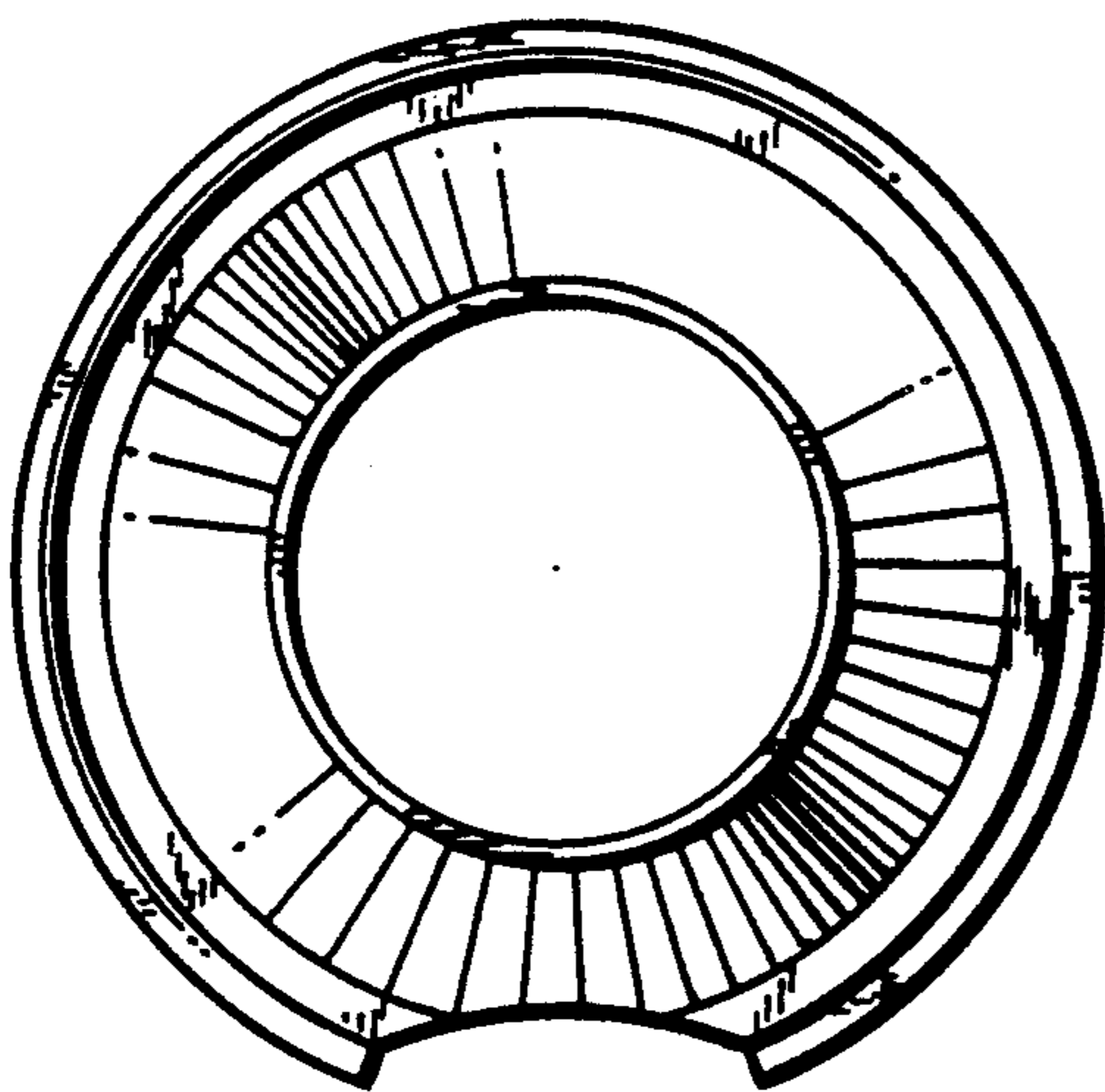


FIG.4

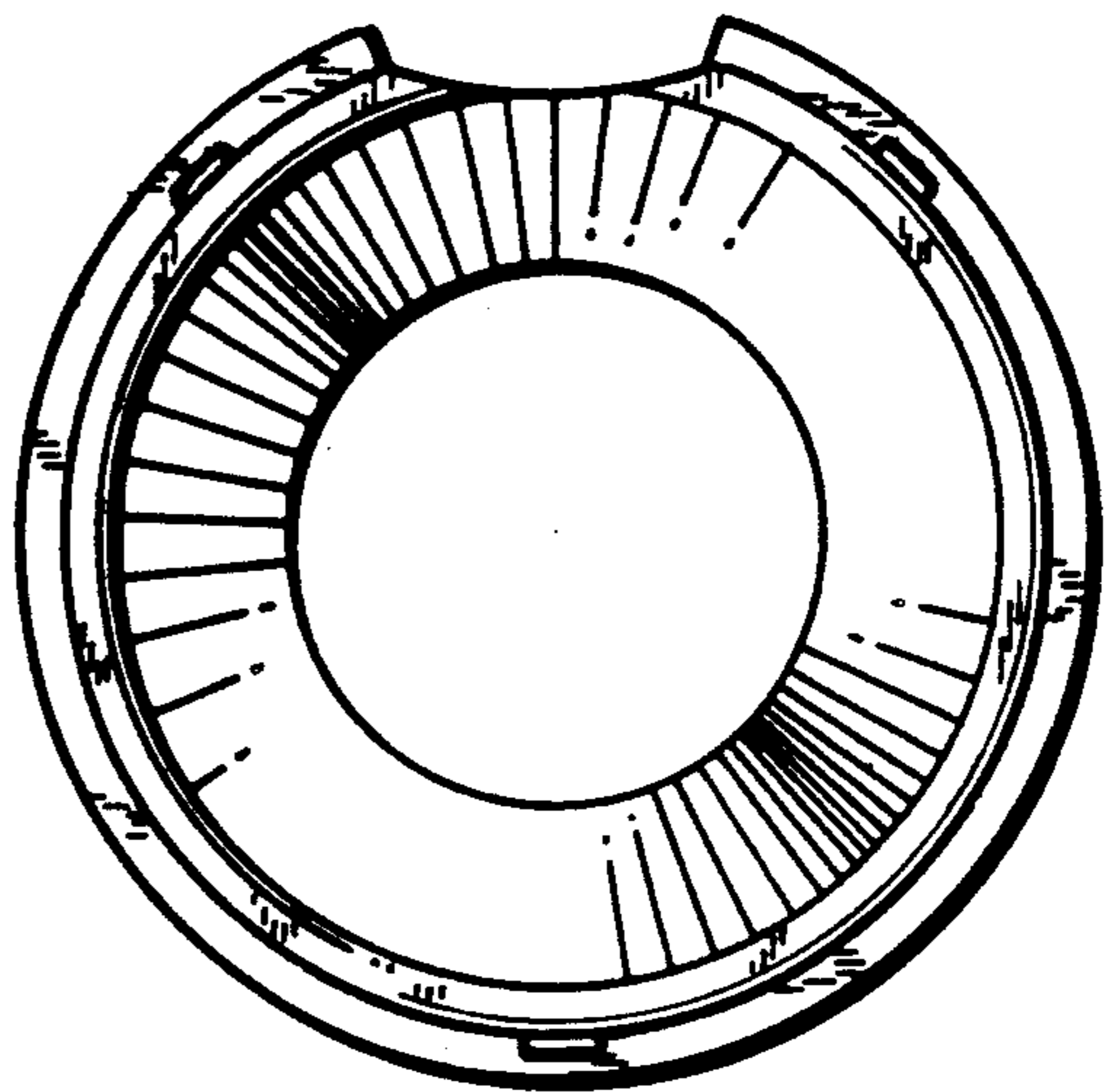


FIG.5