

[54] RUG OR SIMILAR ARTICLE

- [75] Inventor: Park B. Smith, New York, N.Y.
- [73] Assignee: Park B. Smith, Inc., New York, N.Y.
- [*] Notice: The portion of the term of this patent subsequent to Mar. 19, 2005 has been disclaimed.
- [**] Term: 14 Years
- [21] Appl. No.: 382,569
- [22] Filed: Jul. 19, 1989

Related U.S. Application Data

- [63] Continuation-in-part of Ser. No. 263,137, Oct. 17, 1988.
- [52] U.S. Cl. D6/594; D6/582; D6/613
- [58] Field of Search D6/592-594, D6/608, 610, 613, 616, 582; 428/88, 115; D5/7, 18

[56] References Cited

U.S. PATENT DOCUMENTS

- 87,457 8/1932 Brown .
- 106,757 11/1937 Bemporad .
- 112,821 1/1939 Biva .
- 112,822 1/1939 Biva .
- 129,723 9/1941 Carter et al. .
- 134,361 11/1942 Hamilton .
- 154,147 6/1949 Ryan .
- 169,666 5/1953 Hamilton .
- 195,245 5/1963 Edesess .

- D. 301,668 6/1989 Smith .
- 409,917 9/1910 Gair .

FOREIGN PATENT DOCUMENTS

- 13750 5/1944 Canada .

OTHER PUBLICATIONS

- "Needletuft Bedroom Rugs", 7/12/44, No. 188, p. 9, Ribbon Border.
- "Bazaar", 11/67, Fresh from the Cannon Royal Family.

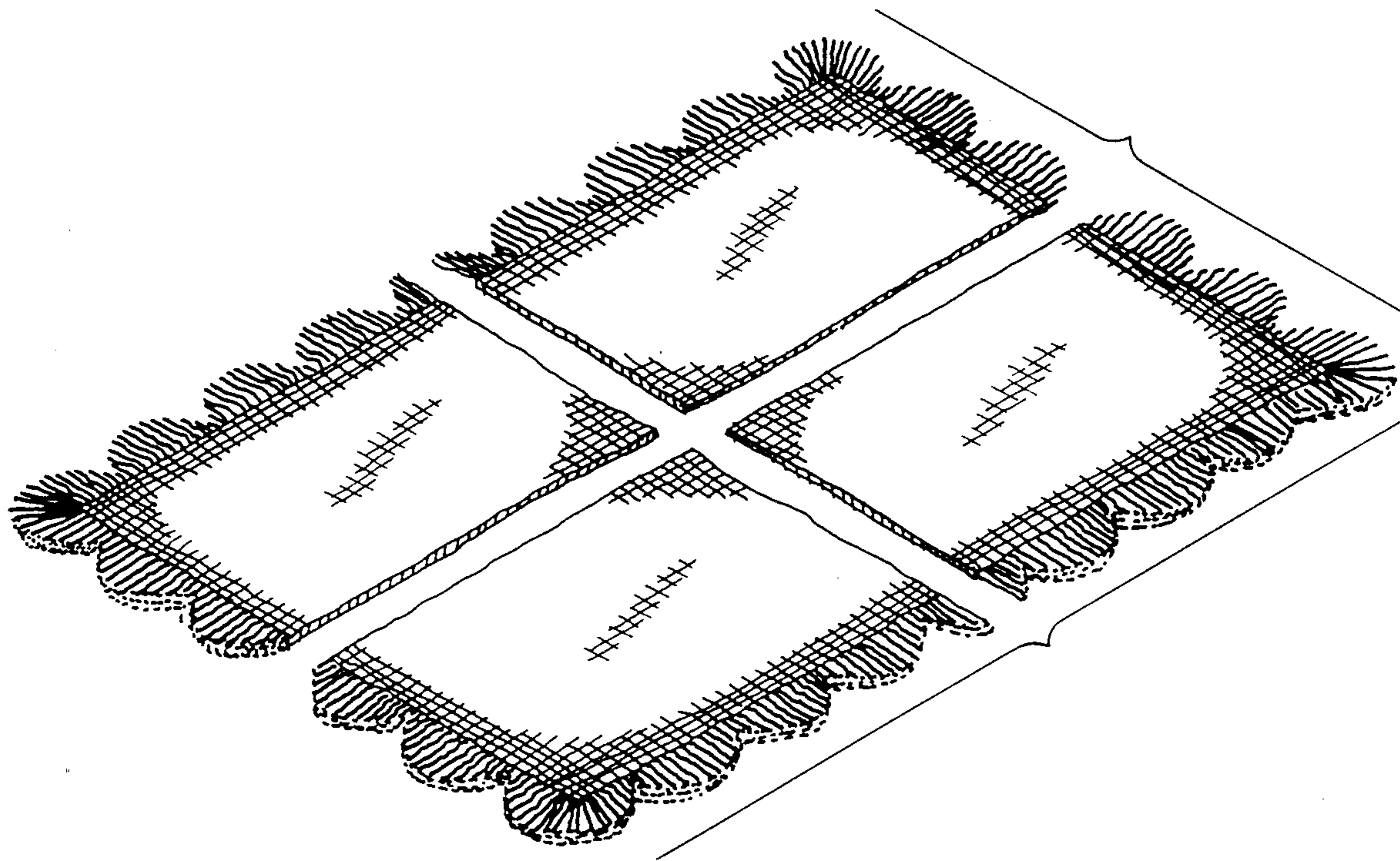
Primary Examiner—Bruce W. Dunkins
 Assistant Examiner—Janice E. Seeger
 Attorney, Agent, or Firm—Amster, Rothstein & Ebenstein

[57] CLAIM

The ornamental design for a rug or similar article, as shown and described.

DESCRIPTION

FIG. 1 is a top perspective view of a rug or similar article, showing my new design; portions thereof are shown broken away to indicate indeterminate length. FIG. 2 is a top plan view on an enlarged scale; FIG. 3 is a top plan view on an enlarged scale, showing a second embodiment of my new design; and FIG. 4 is a top plan view on an enlarged scale, showing a third embodiment of my new design. The bottom view of the rug is a mirror image of the top view, and the side edges are as shown in the perspective view. The side edges not shown in perspective are mirror images of the perspective view of FIG. 1.



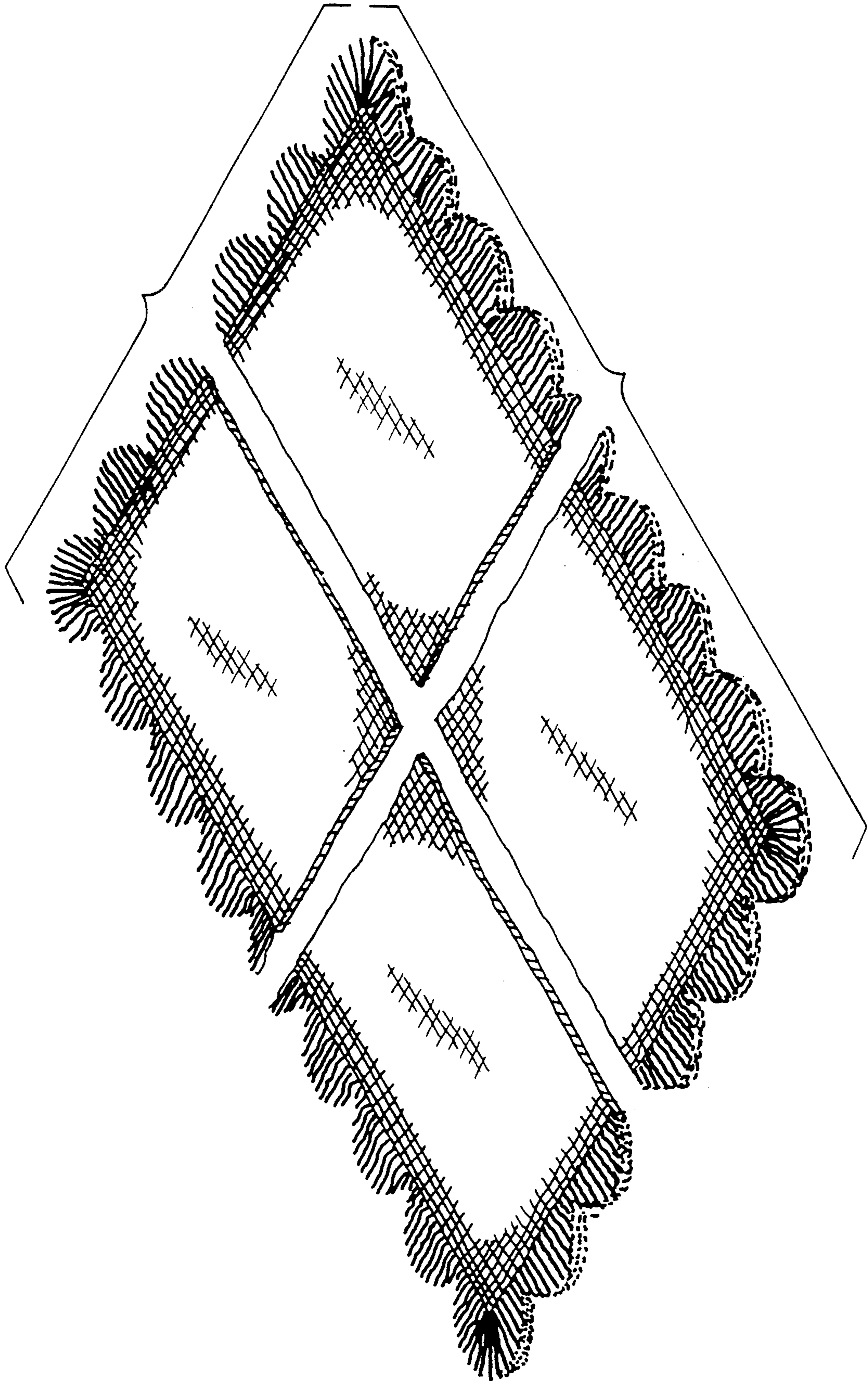


FIG. 1

FIG. 2

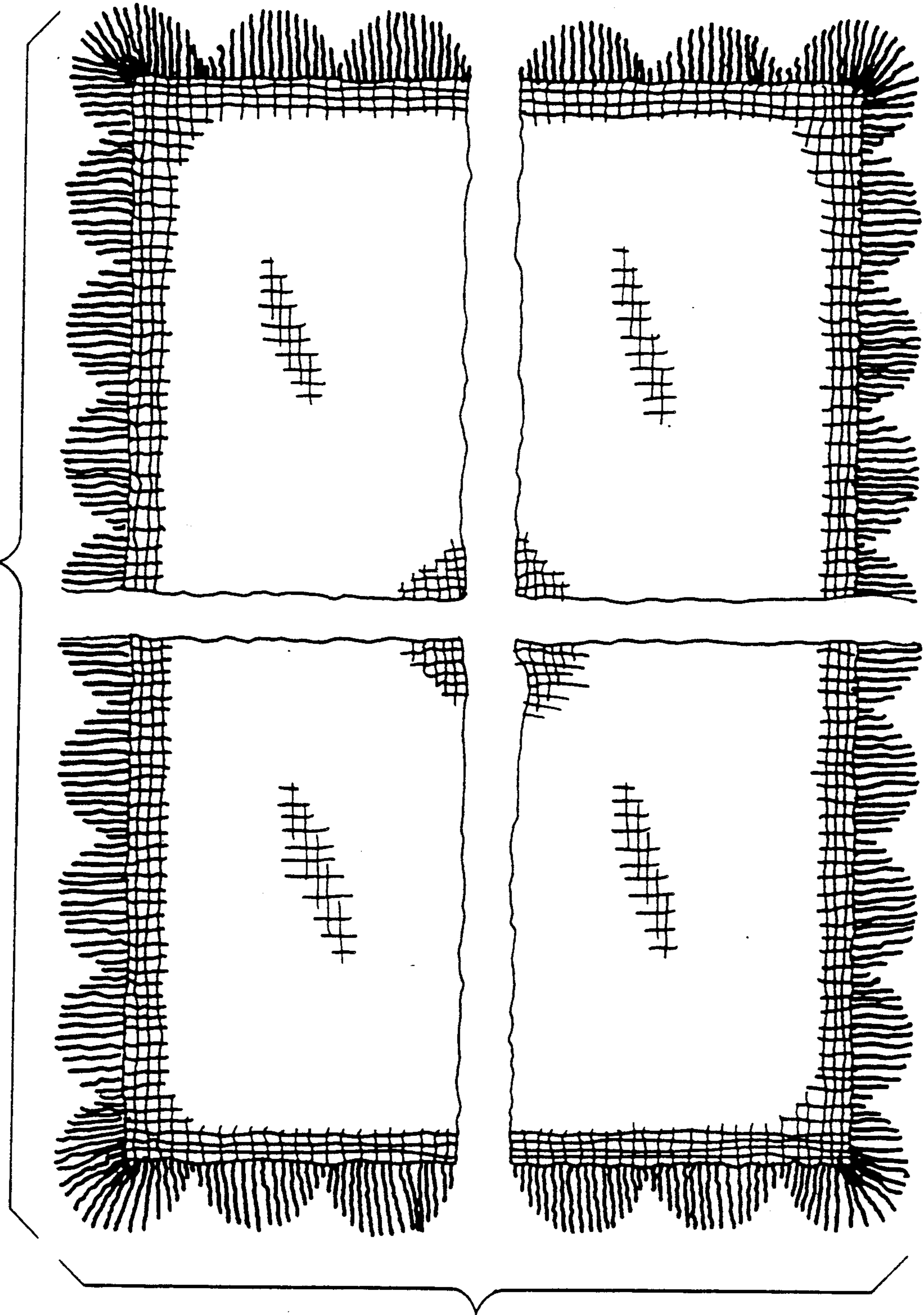


FIG. 3

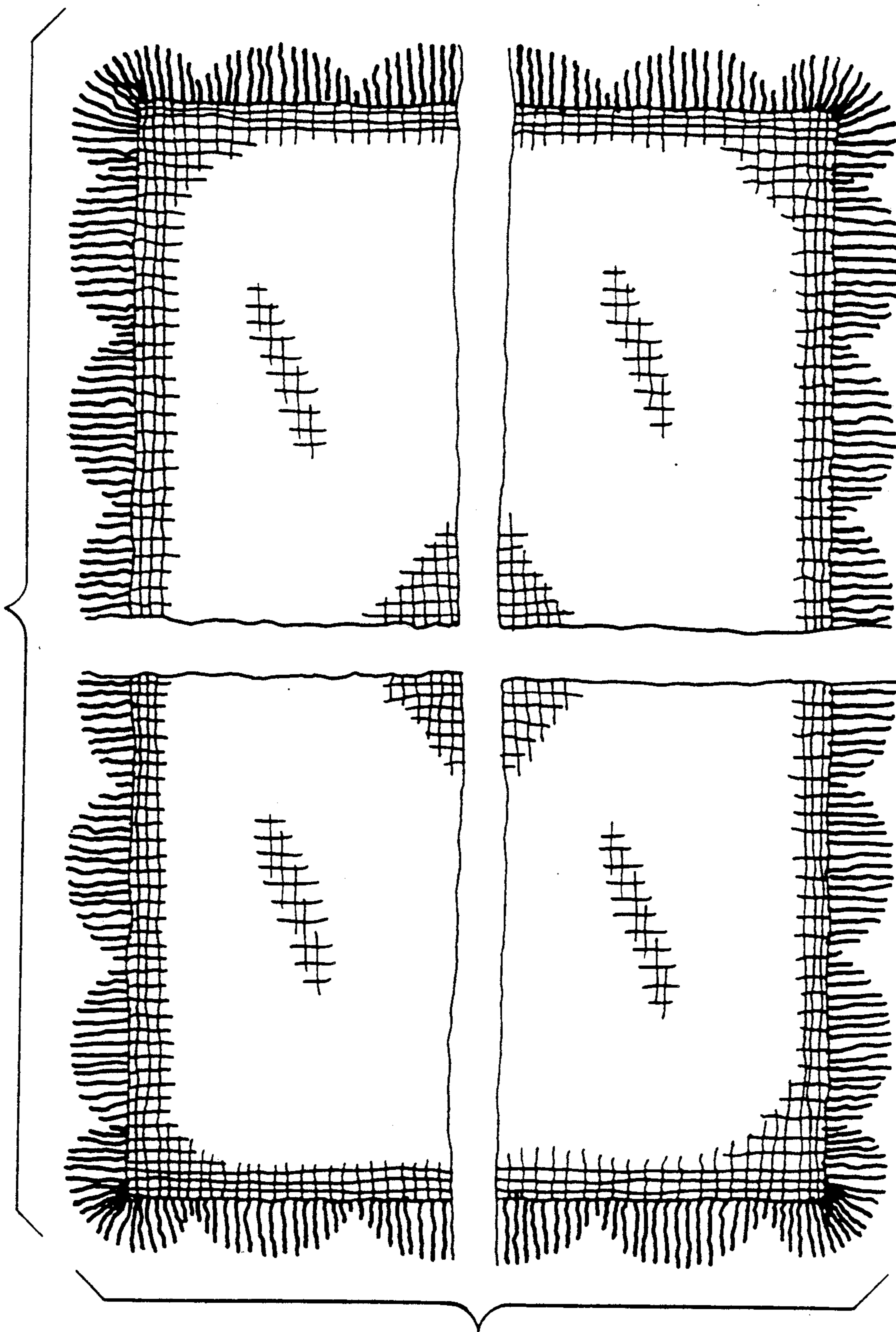


FIG. 4

