

# United States Patent [19]

Spiegel

[11] Patent Number: Des. 315,463

[45] Date of Patent: \*\* Mar. 19, 1991

[54] TRAY

[75] Inventor: Alan M. Spiegel, New Rochelle, N.Y.

[73] Assignee: Temco Home Health Care Products, Inc., Passaic, N.J.

[\*\*] Term: 14 Years

[21] Appl. No.: 171,276

[22] Filed: Mar. 21, 1988

[52] U.S. Cl. .... D6/511; D7/550; D6/406; D6/338

[58] Field of Search ..... D6/406, 419, 420, 338; D7/550, 553, 554, 698, 699

D. 309,684 8/1990 Kohler ..... D7/554 X  
 322,942 7/1885 Lance ..... D6/406 X  
 1,351,285 8/1920 Chess .  
 2,663,603 12/1953 Newman ..... D6/406 X

*Primary Examiner*—Bruce W. Dunkins  
*Assistant Examiner*—Janice E. Seeger  
*Attorney, Agent, or Firm*—Mathews, Woodbridge & Collins

[56] **References Cited**  
 U.S. PATENT DOCUMENTS

D. 218,759 9/1970 Foster ..... D6/500 X  
 D. 272,505 2/1984 Daenen et al. .... D7/550  
 288,513 3/1987 Shelby ..... D7/38  
 D. 290,316 6/1987 Chiasson ..... D6/480 X  
 D. 296,275 6/1988 Fisher et al. .... D6/419

[57] **CLAIM**  
 The ornamental design for a tray, as shown and described.

**DESCRIPTION**

FIG. 1 is a perspective view of a tray, showing my new design;  
 FIG. 2 is a top plan view;  
 FIG. 3 is a front elevational view;  
 FIG. 4 is a bottom plan view;  
 FIG. 5 is a rear elevational view;  
 FIG. 6 is a left side elevational view; and  
 FIG. 7 is a right side elevational view thereof.

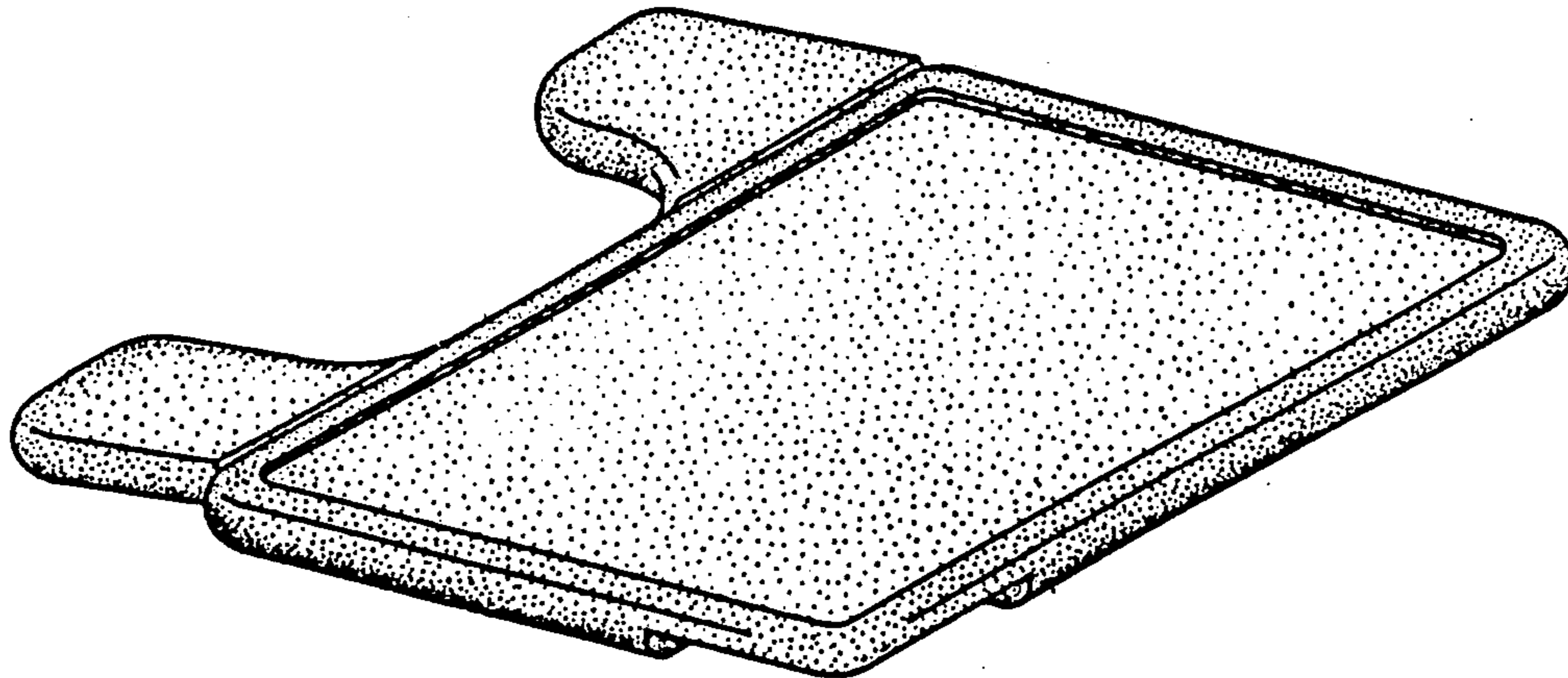


FIG. 1

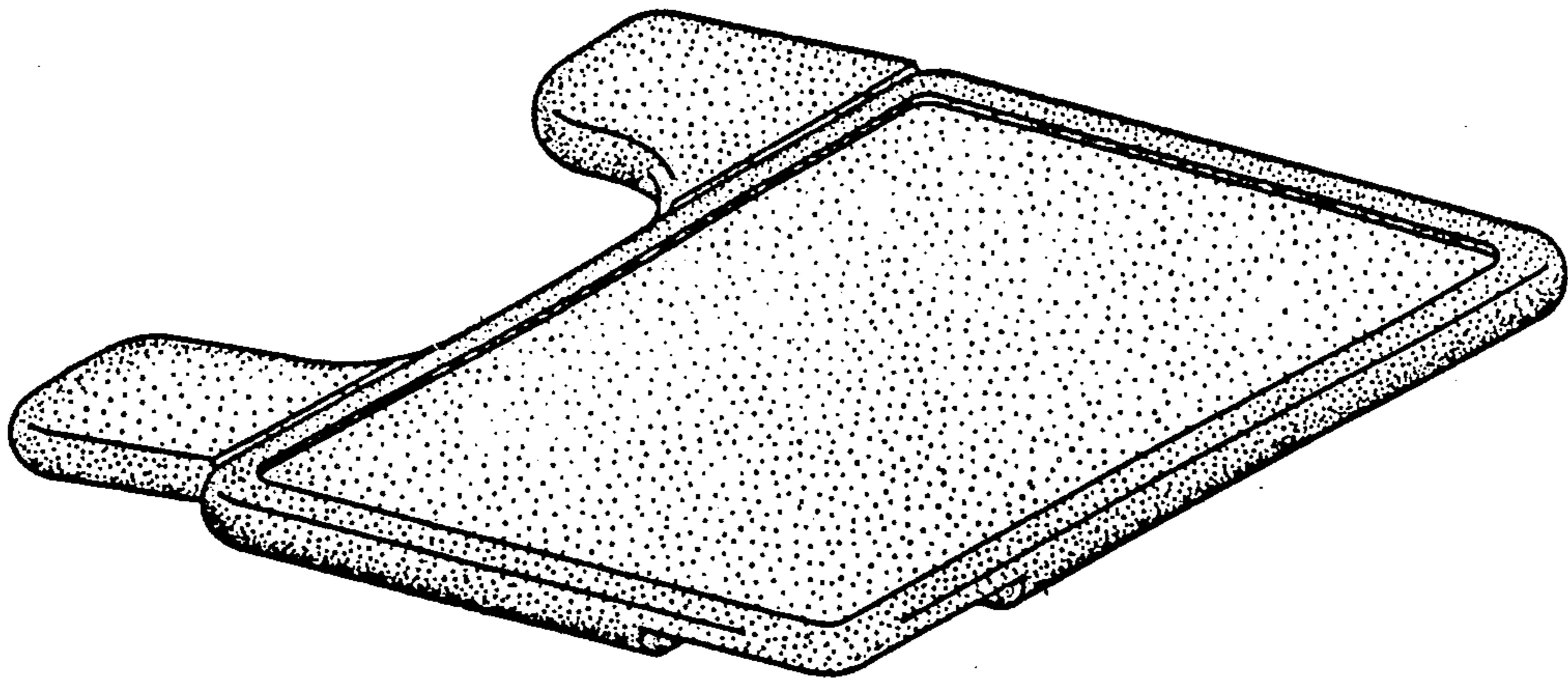


FIG. 2

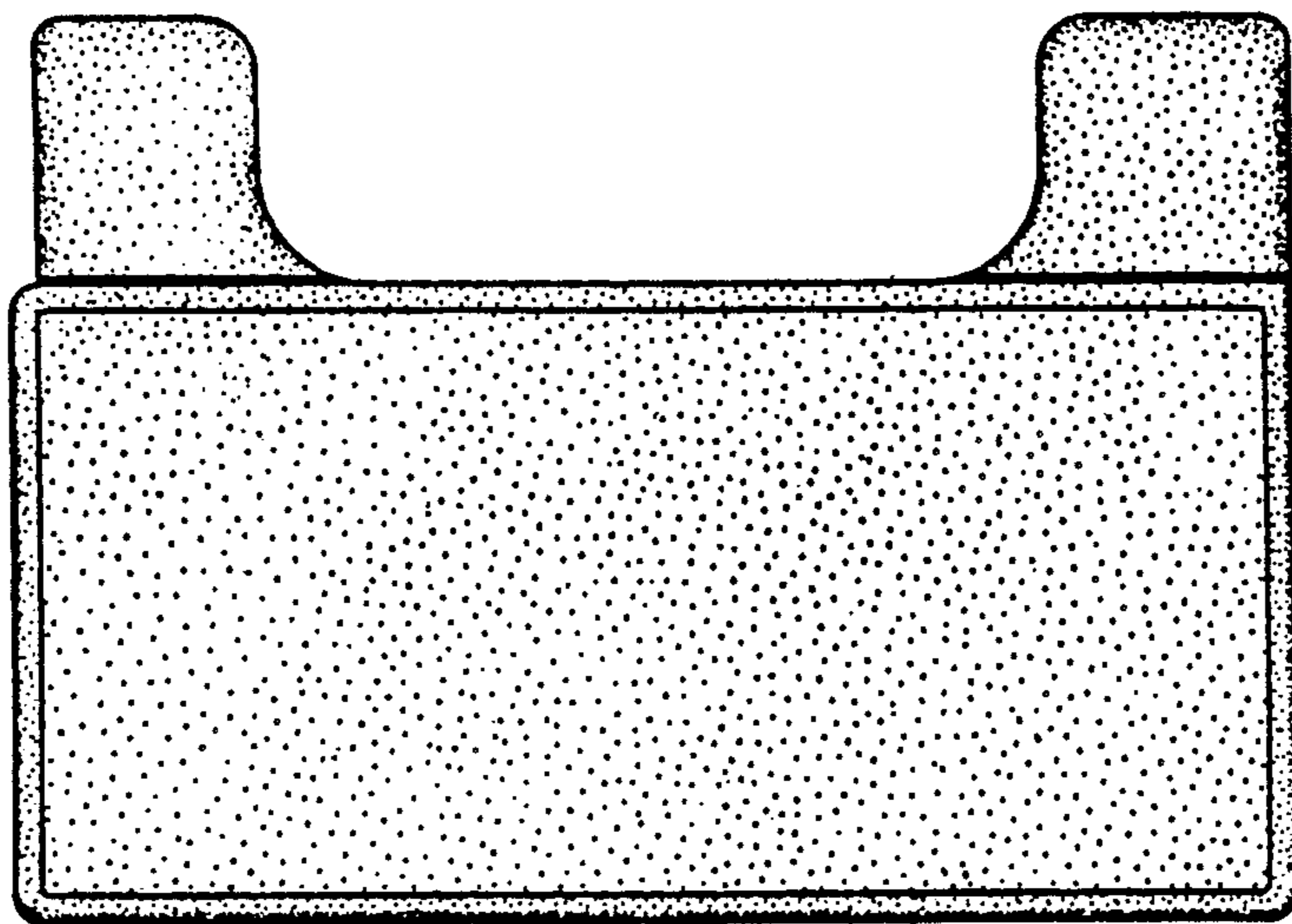


FIG. 3




FIG. 4

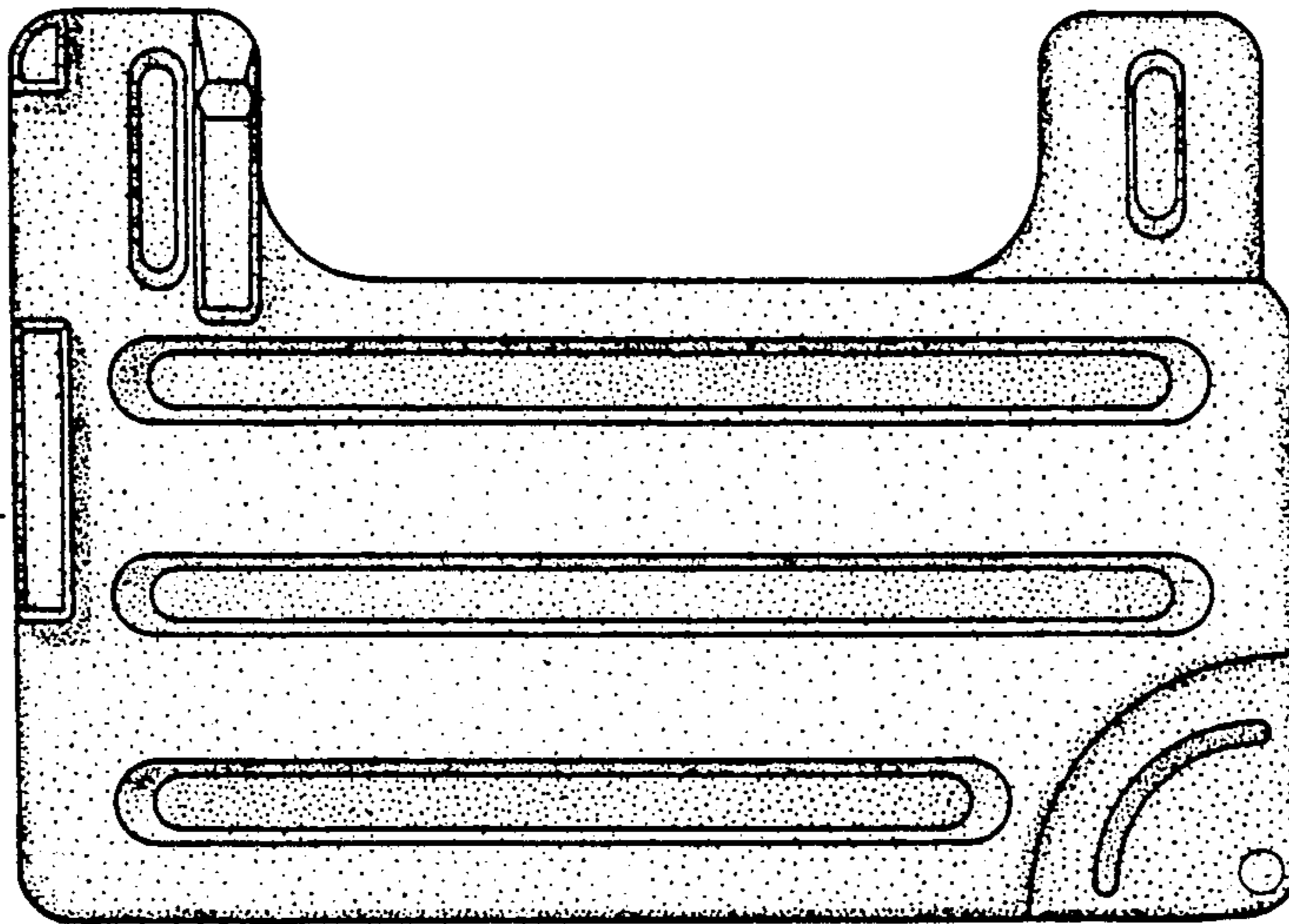


FIG. 5



FIG. 6



FIG. 7

