

[54] TOOTHBRUSH HANDLE

[75] Inventors: **George G. Michaels**, 384 Stevick Dr., Atherton, Calif. 94025; **Peter H. Muller**, Los Gatos, Calif.

[73] Assignee: **George G. Michaels**, Atherton, Calif.

[**] Term: **14 Years**

[21] Appl. No.: **352,214**

[22] Filed: **May 15, 1989**

[52] U.S. Cl. **D4/104**

[58] Field of Search **D4/104-114, D4/130, 138, 199; D24/10-11; D28/64; 15/105-106, 110, 143 R, 159 R, 159 A, 160, 167.1-167.3, 171-173, 175, 176.1-176.6, 184-185; 132/308-315, 321-328**

[56] **References Cited**

U.S. PATENT DOCUMENTS

D. 265,421	7/1982	Moore et al.	D24/10
D. 270,972	10/1983	Rosofsky	D4/104
D. 278,662	5/1985	Fay	D4/104
D. 289,704	5/1987	Marthaler et al.	D4/104

3,359,588 12/1967 Kobler 15/188

FOREIGN PATENT DOCUMENTS

0586982 12/1958 Italy 15/176.1

OTHER PUBLICATIONS

"Jordan V" photocopied photos (publication date unknown).

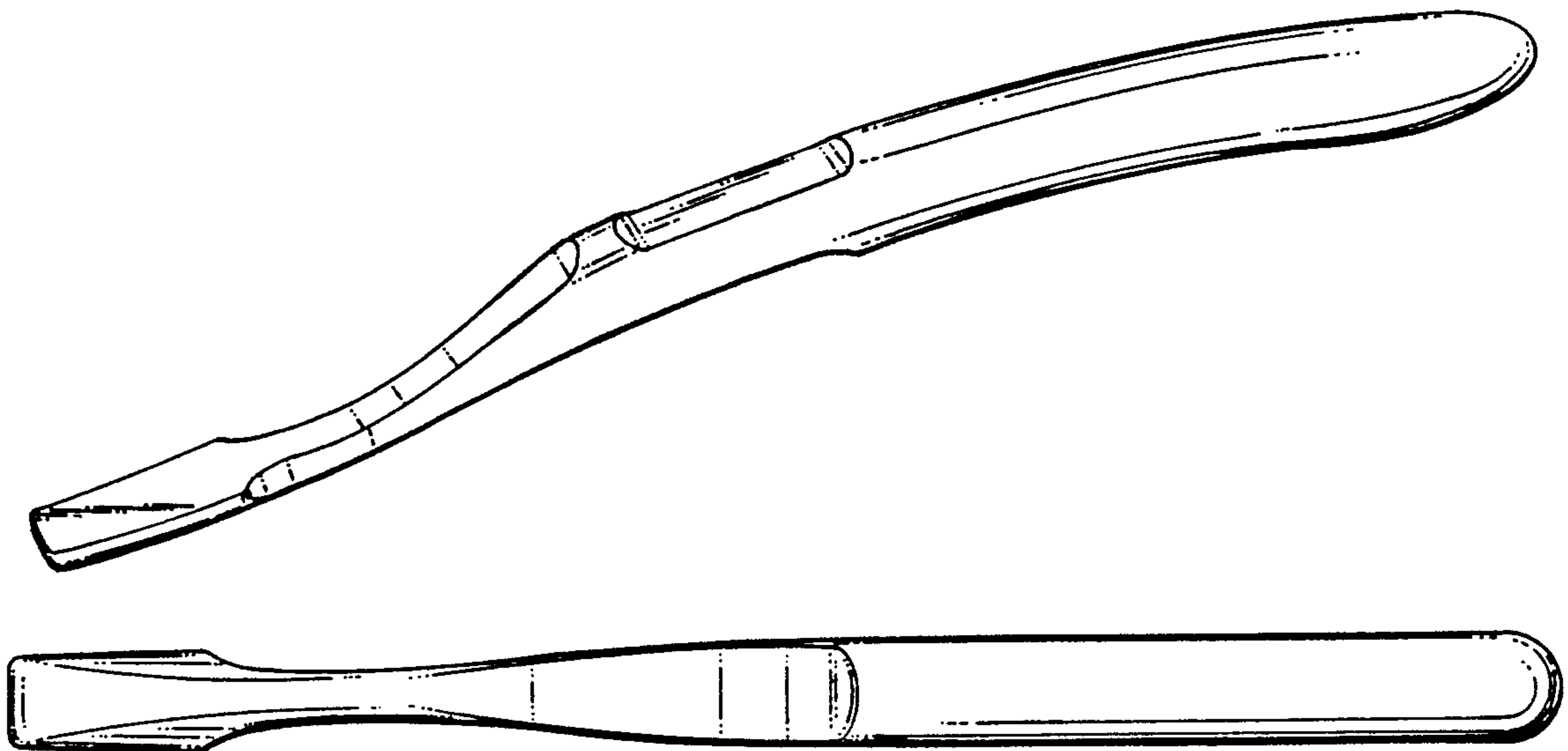
Primary Examiner—Wallace R. Burke
Assistant Examiner—Lavone D. Tabor
Attorney, Agent, or Firm—Townsend and Townsend

[57] **CLAIM**

The ornamental design for a toothbrush handle, as shown and described.

DESCRIPTION

FIG. 1 is a perspective view of a toothbrush handle showing our new design;
 FIG. 2 is a top plan view thereof;
 FIG. 3 is a right side elevational view with the left side being a mirror image thereof;
 FIG. 4 is a front elevational view thereof;
 FIG. 5 is a rear elevational view thereof; and
 FIG. 6 is a bottom plan view thereof.



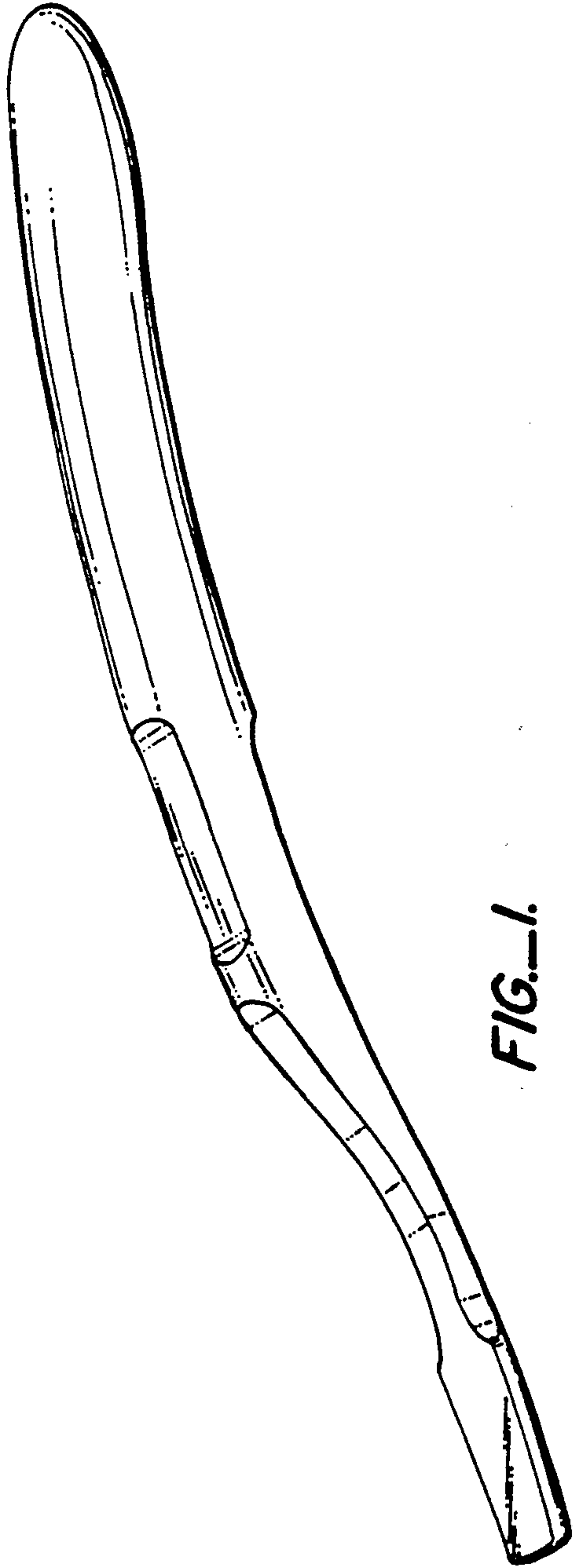


FIG. 1.




FIG. 2.



FIG. 3.

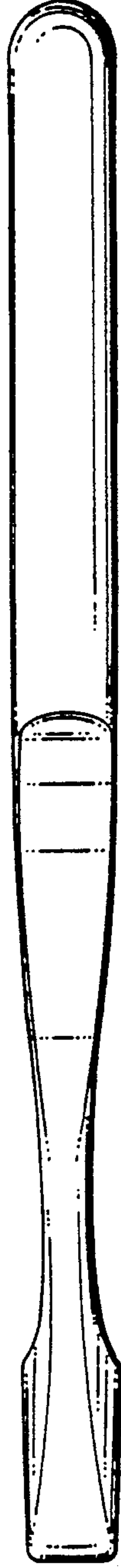


FIG. 4.

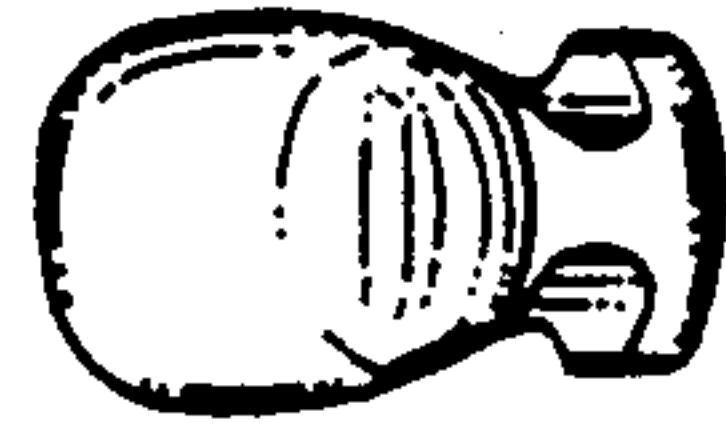


FIG. 5.

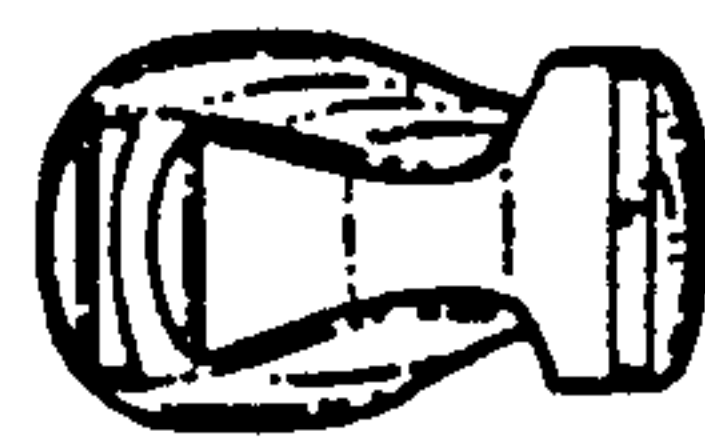


FIG. 6.