

[54] MARKER CASE

[75] Inventors: Charles W. Dietterich, Brodheadsville; Richard E. Kenepaske, Bethlehem; Gregory C. Yehl, Wescosville; Harry J. Lidle, Jr., Macungie, all of Pa.

[73] Assignee: Binney & Smith Inc., Easton, Pa.

[**] Term: 14 Years

[21] Appl. No.: 180,806

[22] Filed: Apr. 12, 1988

[52] U.S. Cl. D3/74; D3/78

[58] Field of Search D3/74, 30.1, 78, 105, D3/36, 104, 100, 75, 106; 206/532, 562, 563, 214, 224, 571, 570, 564, 315.11, 373, 72, 535; 43/57.1; D28/86; D19/85

[56] References Cited

U.S. PATENT DOCUMENTS

D. 288,982	3/1987	Talopp	D3/78	X
520,943	6/1894	Stiefelhagen	43/57.1	X
556,982	3/1896	Howe	43/57.1	
689,667	12/1901	Blakeslee	43/57.1	X
3,270,877	9/1966	Hecker	206/72	
4,304,330	12/1981	Winkler et al.	206/224	X
4,626,971	12/1986	Schultz	362/154	
4,648,505	3/1987	Belmondo	206/564	

4,815,622 3/1989 Cramer 206/214 X

FOREIGN PATENT DOCUMENTS

1338944	8/1963	France	43/57.1	
0004786	of 1902	United Kingdom	43/57.1	
2075429	11/1981	United Kingdom	206/214	

OTHER PUBLICATIONS

Binney & Smith Inc., 72 Crayon Case, May 30, 1985.
Rose Art Industries, Inc., 72 Crayon Case, May 30, 1985.

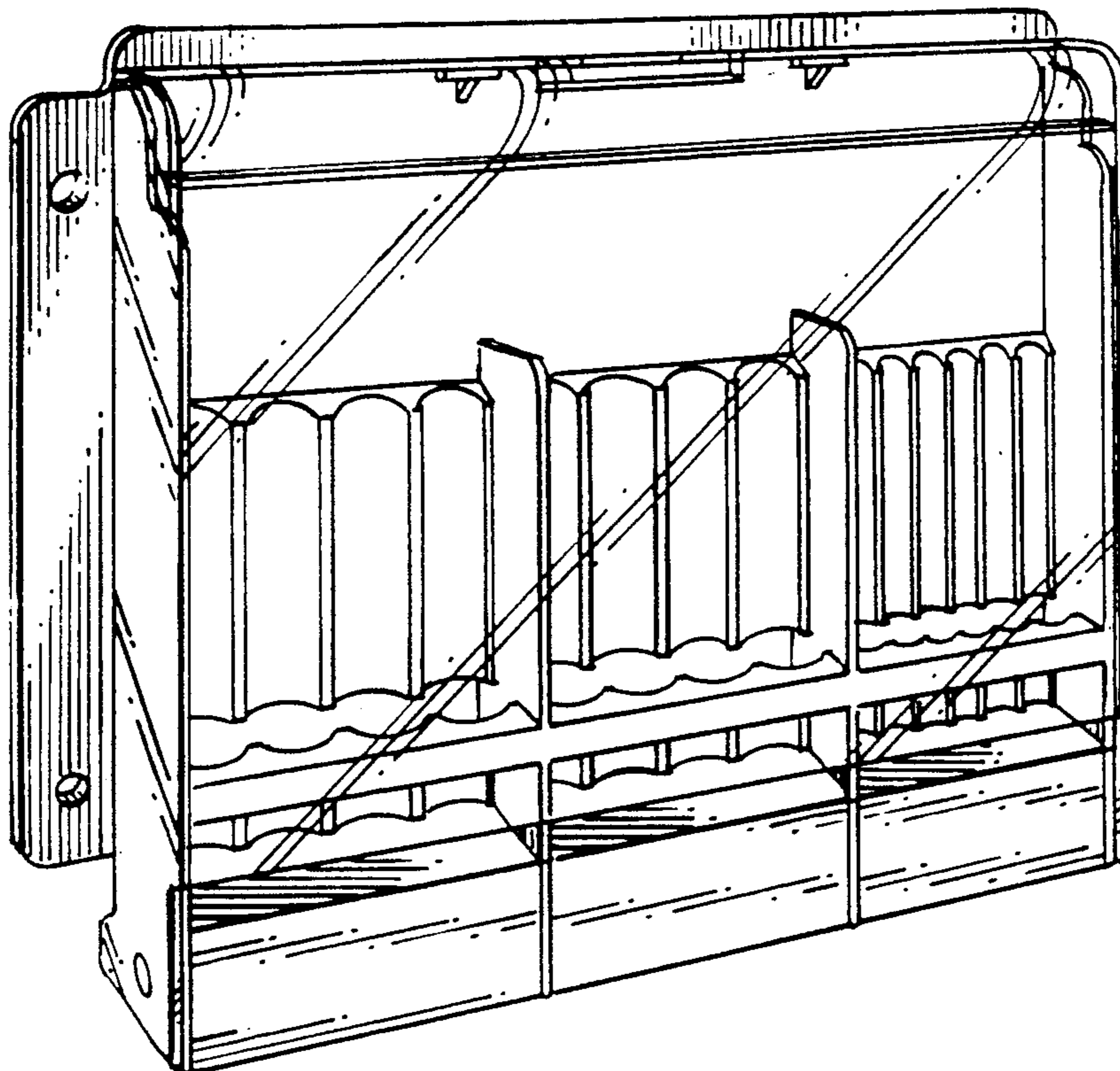
Primary Examiner—Louis S. Zarfaz
Assistant Examiner—M. N. Pandozzi
Attorney, Agent, or Firm—Neuman, Williams, Anderson & Olson

[57] CLAIM

The ornamental design of a marker case, as shown and described.

DESCRIPTION

FIG. 1 is a front perspective view of a marker case, in closed position, showing our new design; FIG. 2 is a top plan view thereof; FIG. 3 is a front elevational view thereof; FIG. 4 is a right side elevational view thereof; FIG. 5 is a left side elevational view thereof; FIG. 6 is a rear elevational view thereof; and FIG. 7 is a bottom plan view thereof.



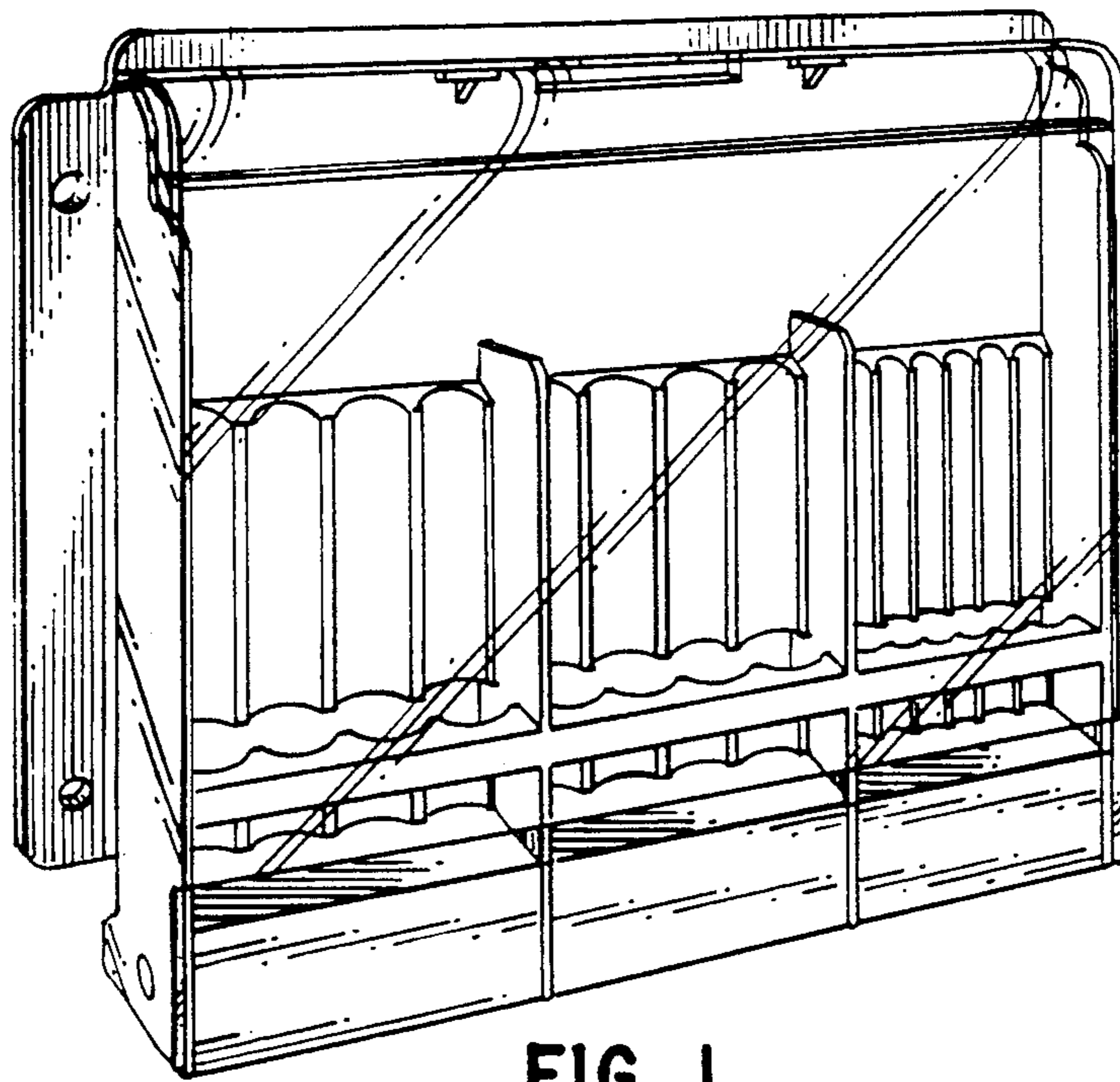


FIG. 1




FIG. 2

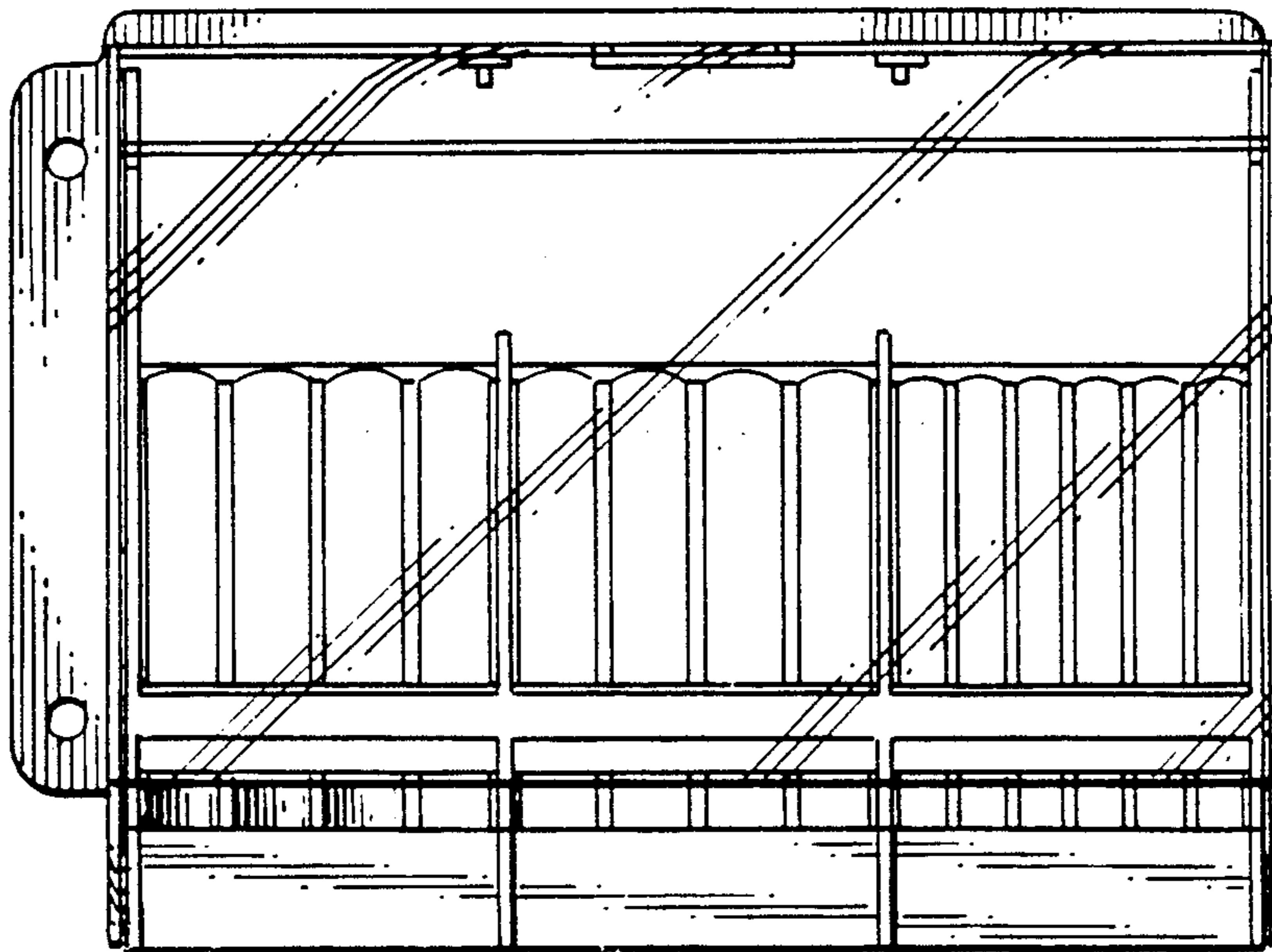


FIG. 3

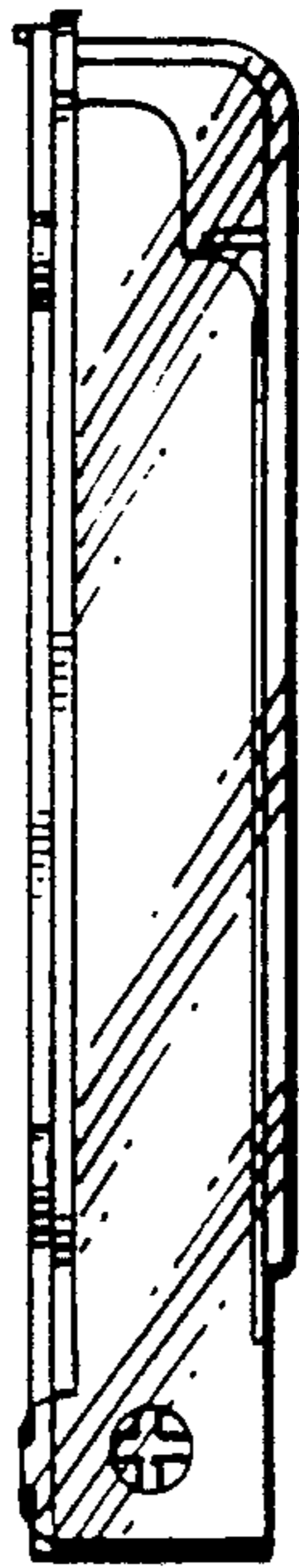


FIG. 4



FIG. 5

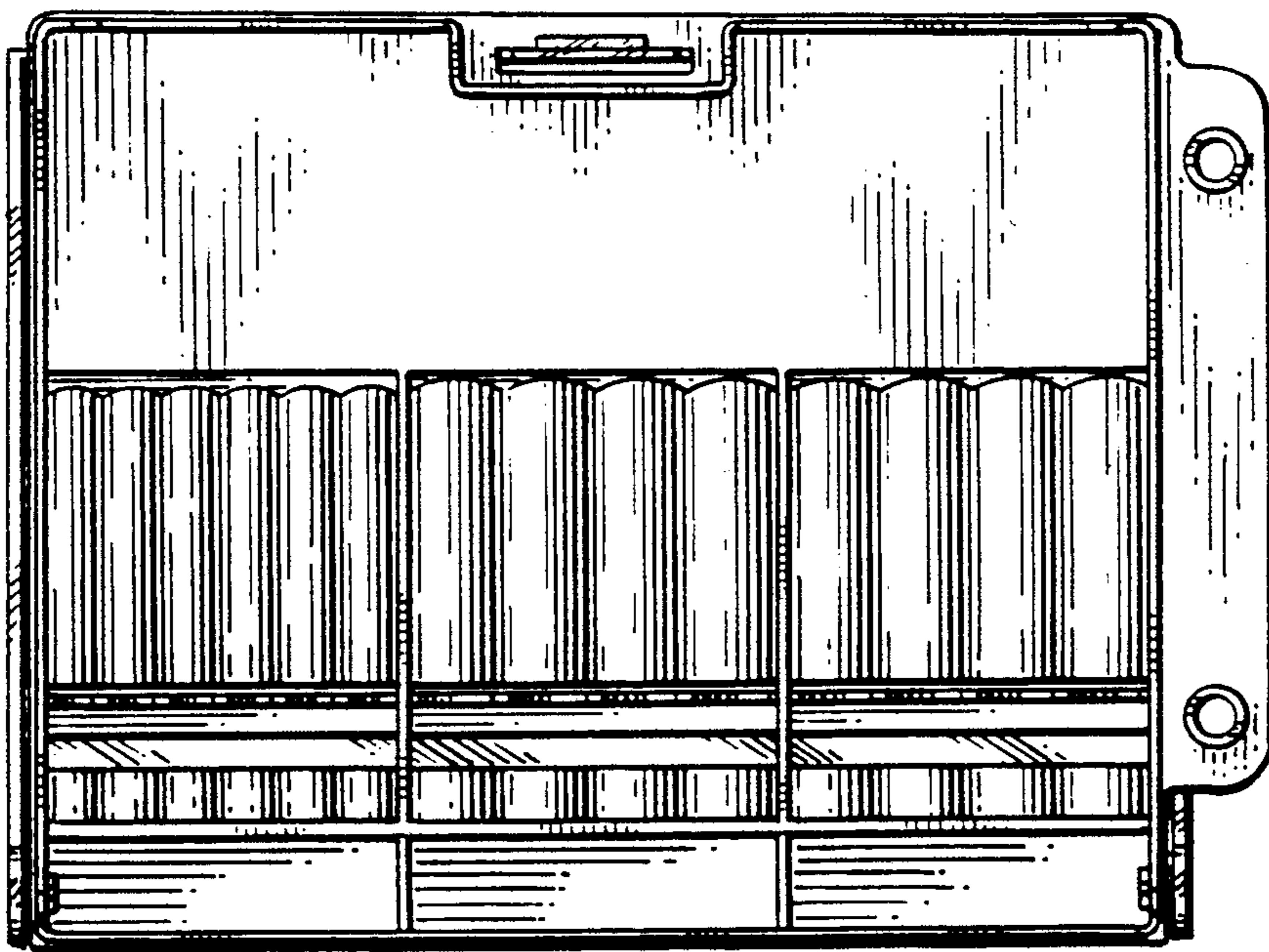


FIG. 6

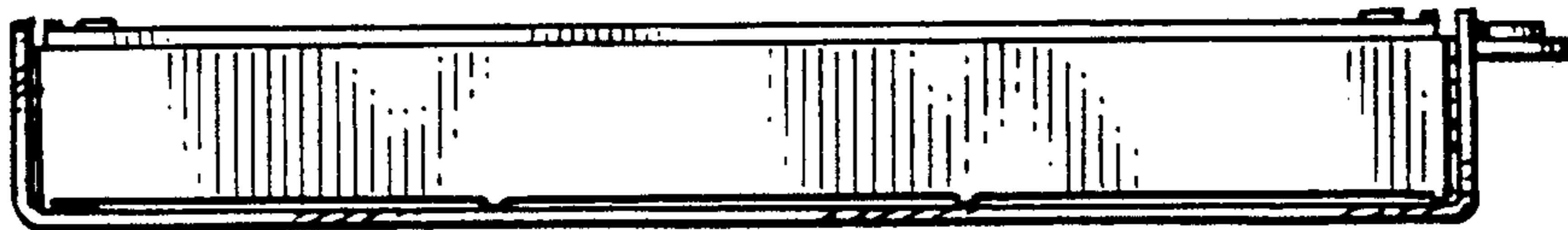


FIG. 7