

[54] **CHILD'S CARRIER/BOX**
 [75] Inventor: **Richard J. Maddocks, Brentwood, England**
 [73] Assignee: **Dialene plc, London, England**
 [**] Term: **14 Years**
 [21] Appl. No.: **473,096**
 [22] Filed: **Jan. 31, 1990**

Related U.S. Application Data

[63] Continuation of Ser. No. 877,687, Jun. 23, 1986, abandoned.

Foreign Application Priority Data

Mar. 15, 1986 [GB] United Kingdom 1032637
 [52] U.S. Cl. **D3/66; D3/45; D3/72; D21/159**
 [58] Field of Search **D3/30.1, 39, 42, 45, D3/44, 66, 72; D6/452, 453; D9/327, 310; D21/159; 206/457; 383/907; 150/103, 105**

References Cited

U.S. PATENT DOCUMENTS

D. 38,482 3/1907 Kahn D3/45
 D. 55,885 7/1920 Quinby D21/159 X
 D. 155,742 10/1949 Shevis D21/159 X
 D. 166,995 6/1952 Rachins D21/159 X

D. 179,164 11/1956 Starnes D21/159 X
 D. 202,503 10/1965 Hines D6/453
 D. 269,884 1/1983 Nakao et al. D21/159 X
 D. 279,625 7/1985 Winslow et al. D3/66
 D. 281,334 11/1985 Adams D21/159 X
 D. 298,666 11/1988 Bussell D21/159 X


Primary Examiner—Louis S. Zarfes
Attorney, Agent, or Firm—Alexis Barron; Albert L. Free

[57] **CLAIM**

The ornamental design for a child's carrier/box, as shown and described.

DESCRIPTION

FIG. 1 is a front perspective view of a child's carrier/box showing my new design;
 FIG. 2 is a rear perspective view showing the side opposite that shown in FIG. 1;
 FIG. 3 is a front perspective view with the carrier/box in open position;
 FIG. 4 is a top plan view with the handle in a raised position;
 FIG. 5 is a top plan view with the handle in a lowered position;
 FIG. 6 is a bottom plan view;
 FIG. 7 is a top perspective view;
 FIG. 8 is an external view with the carrier/box fully opened; and
 FIG. 9 is an internal view with the carrier/box fully opened.






FIG. 1

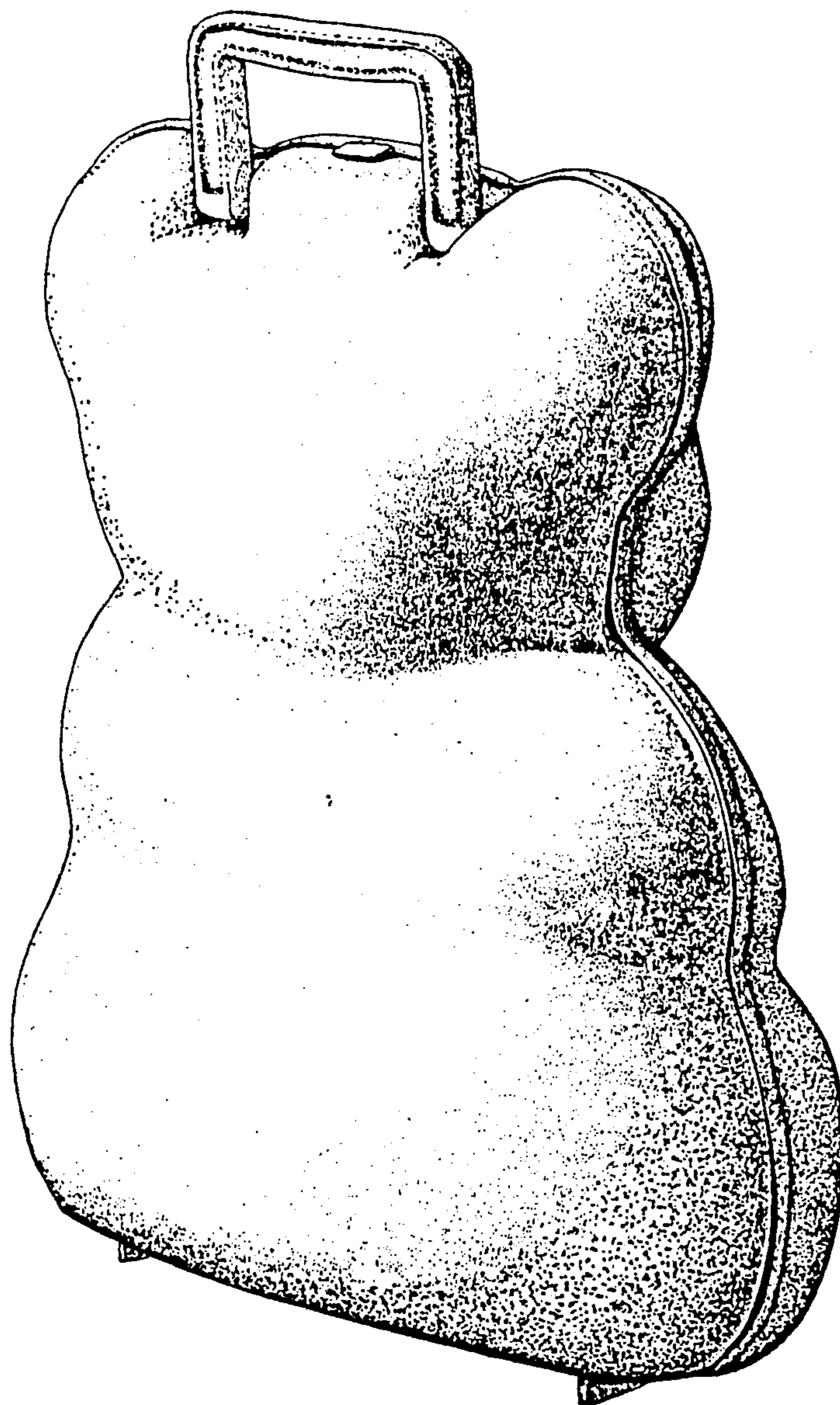


FIG. 2




FIG. 3

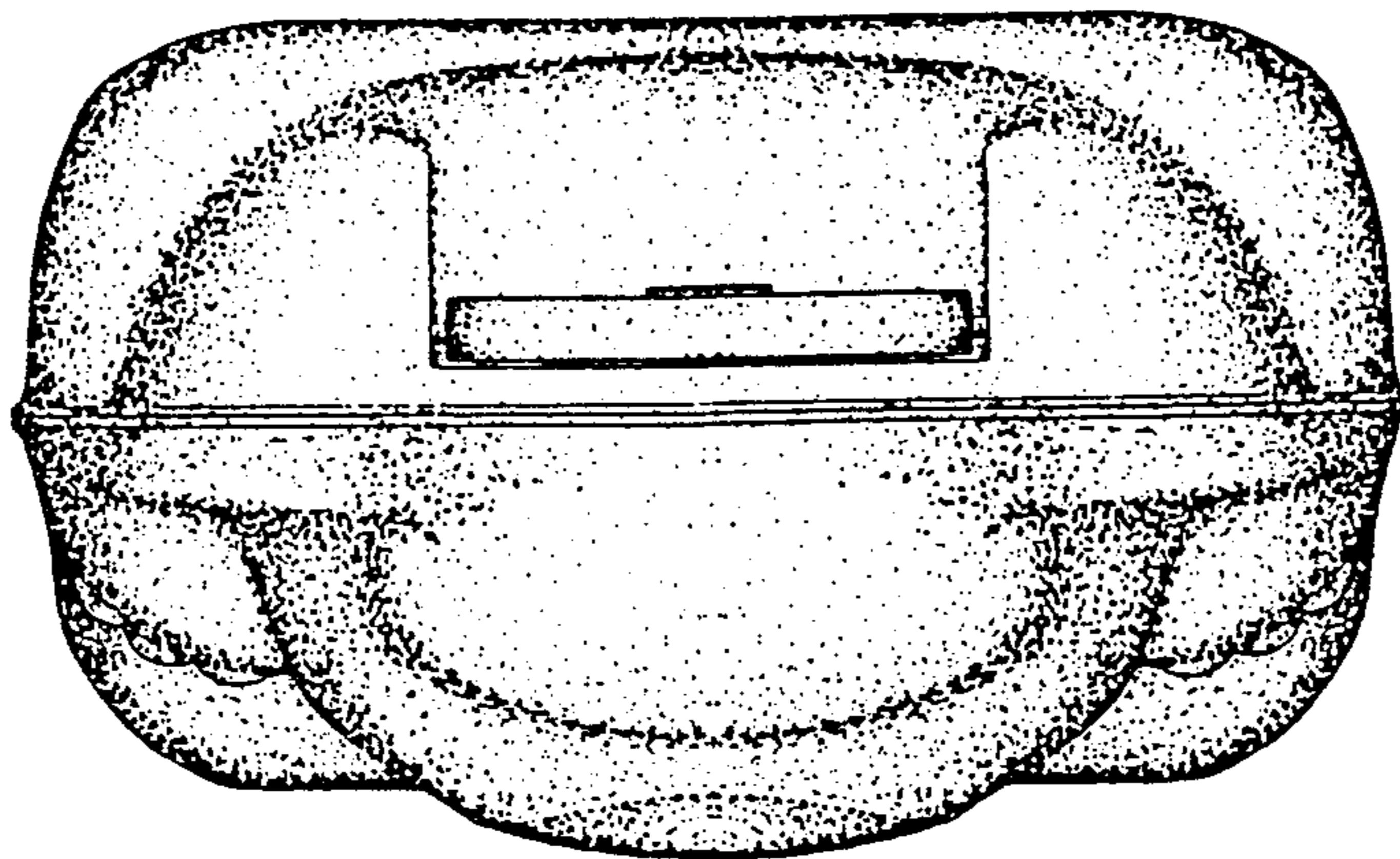


FIG. 4

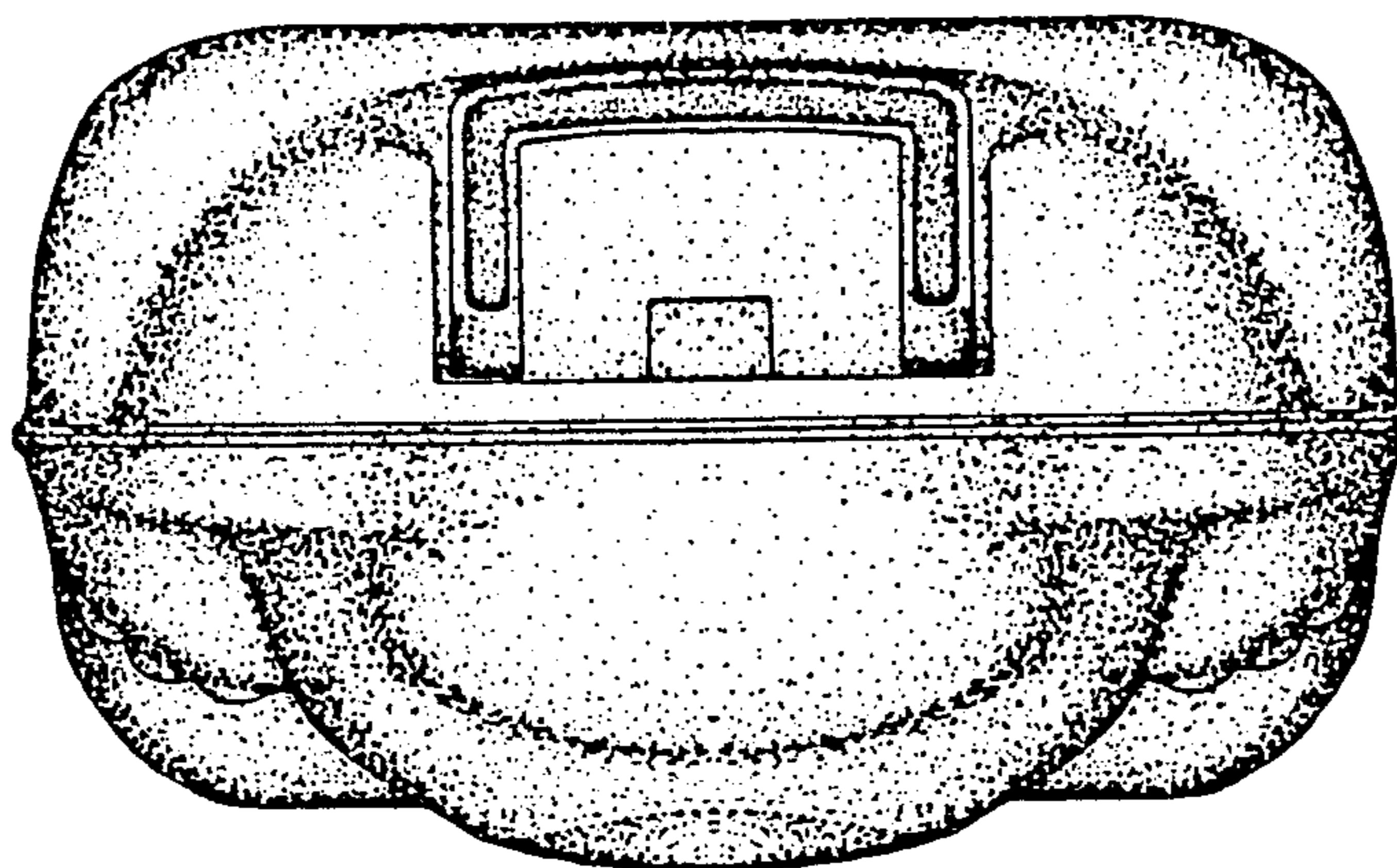


FIG. 5

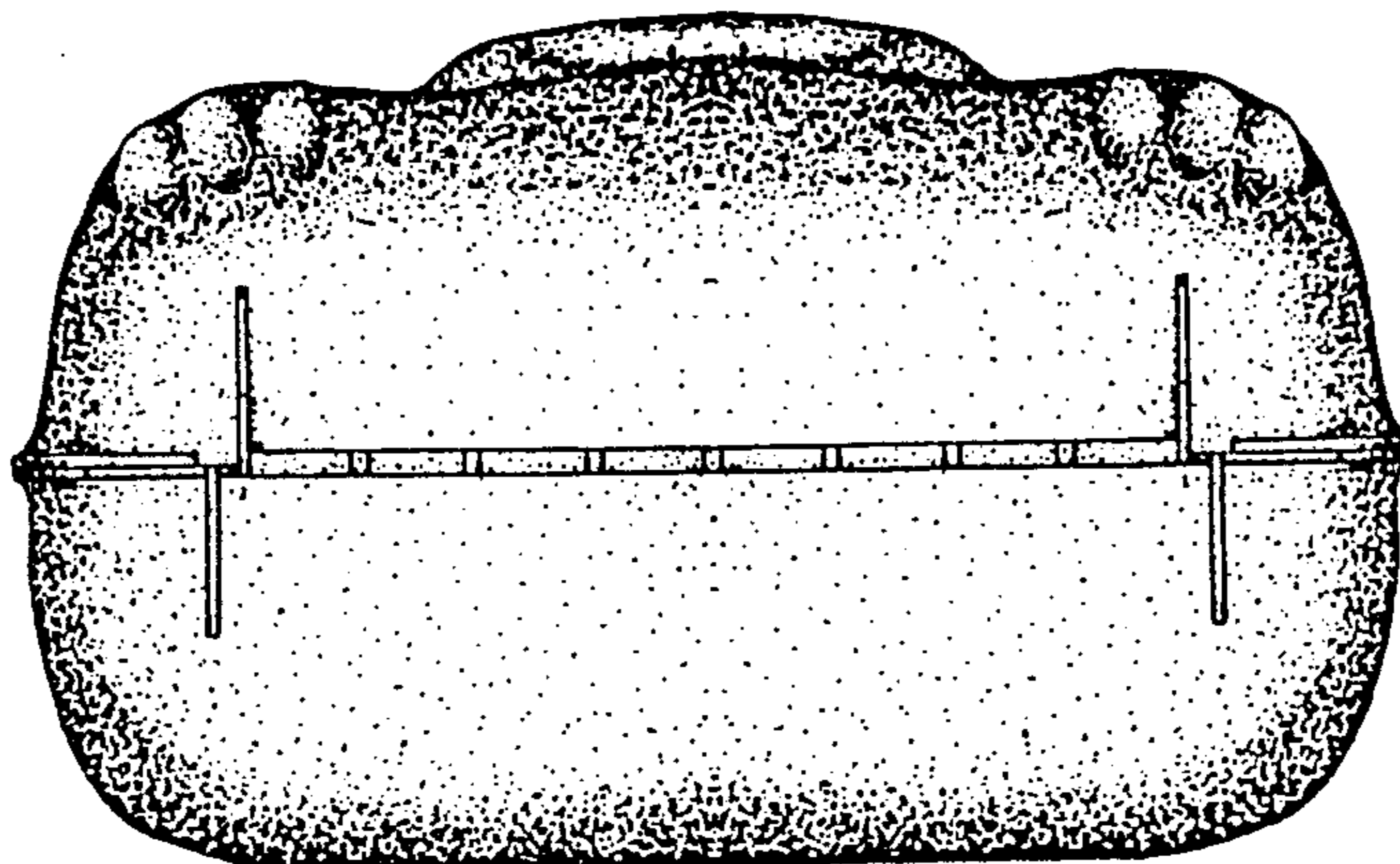


FIG. 6




FIG. 7

FIG. 8

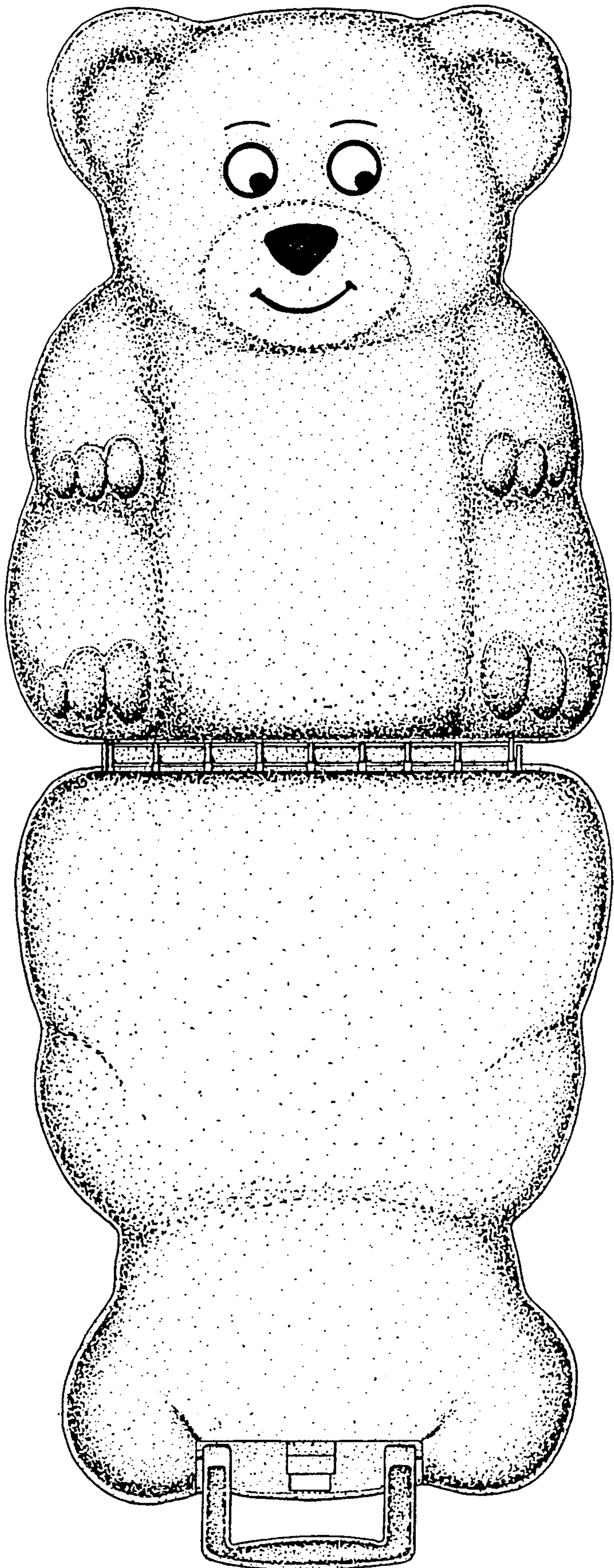


FIG. 9

