

[54] **HAIR CURLING IRON**  
 [75] Inventors: **Edward Tichy, Woodbury; Richard B. Studley, New Haven, both of Conn.**  
 [73] Assignee: **Wahl Clipper Corporation, Sterling, Ill.**  
 [\*\*] Term: **14 Years**  
 [21] Appl. No.: **181,246**  
 [22] Filed: **Apr. 13, 1988**  
 [52] U.S. Cl. .... **D28/35**  
 [58] Field of Search ..... **D28/35, 38; 132/223-232, 269; 219/222-226**

3,859,497 1/1975 McNair ..... 219/225  
 3,955,064 5/1976 Demetrio et al. .... 219/225  
 4,024,375 5/1977 Olesen et al. .... 219/225  
 4,027,684 6/1977 Mueller ..... 219/225  
 4,034,201 7/1977 Walter et al. .... 132/251  
 4,151,850 5/1979 Nathe et al. .... 132/225  
 4,164,952 8/1979 Banks, Jr. .... 132/225  
 4,209,685 6/1980 Walter et al. .... 219/225  
 4,211,245 7/1980 Coppola et al. .... 132/268  
 4,214,597 7/1980 Glassman ..... 132/225  
 4,227,541 10/1980 Satchell ..... 132/232  
 4,261,375 4/1981 Anderson ..... 132/224  
 4,289,151 9/1981 Pope ..... 132/232  
 4,354,482 10/1982 Beisecker ..... 126/409  
 4,426,567 1/1984 Gugliotti ..... 219/225  
 4,464,562 8/1984 Takimae ..... 219/225  
 4,479,047 10/1984 Khaja et al. .... 219/225

[56] **References Cited**

**U.S. PATENT DOCUMENTS**

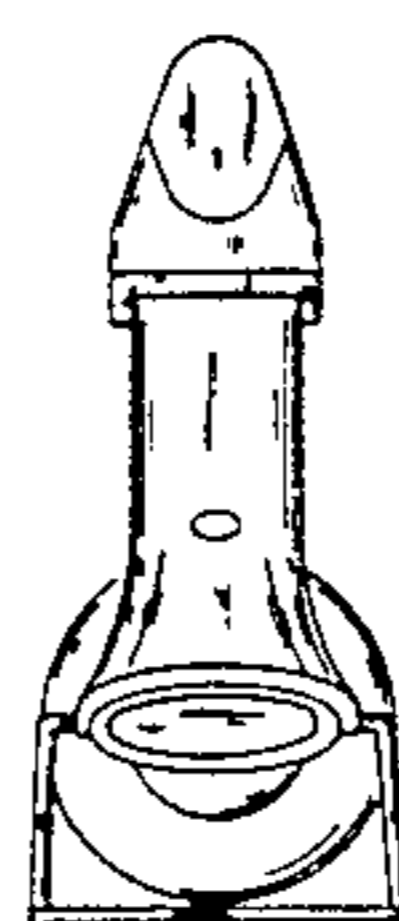
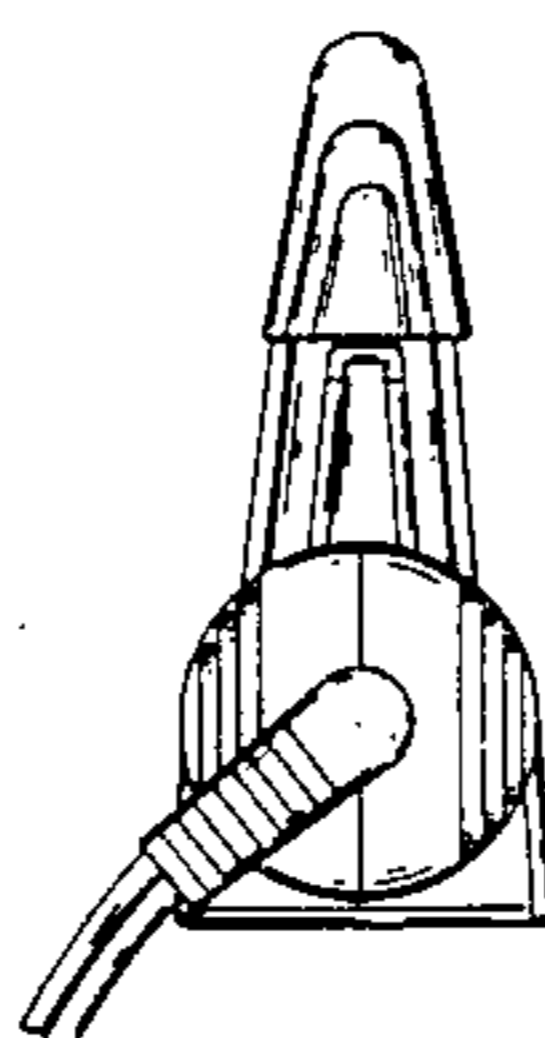
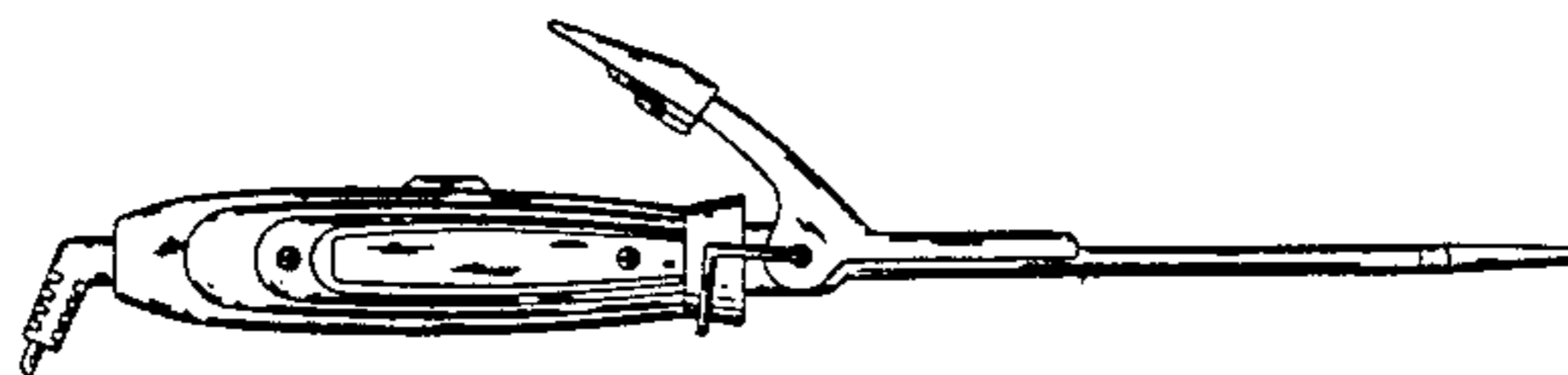
D. 281,823 12/1985 Sherman ..... D28/35  
 364,956 6/1887 Posner ..... 100/287  
 379,443 3/1888 Bissell ..... 132/234  
 459,146 9/1891 Nicol, Jr. .... 132/263  
 536,802 4/1895 Harris ..... 132/224  
 542,216 7/1895 Allen ..... 132/225  
 681,827 9/1901 Jackson ..... 132/272  
 861,596 7/1907 Machado ..... 132/225  
 866,778 9/1907 Eldridge ..... 132/263  
 1,056,987 3/1913 Gough ..... 219/536  
 1,117,021 11/1914 Frey ..... 132/263  
 1,377,655 5/1921 Begas ..... 132/229  
 1,397,332 11/1921 Russell ..... 132/224  
 1,403,512 1/1922 Mariner ..... 132/226  
 1,455,696 5/1923 Wright ..... 132/224  
 1,491,415 4/1924 Pegelow ..... 132/268  
 1,510,359 9/1924 Van Gale ..... 132/233  
 1,553,342 9/1925 Vaughan ..... 219/534  
 1,580,370 4/1926 Dondanville et al. .... 132/118  
 1,607,076 11/1926 Hamilton ..... 132/225  
 1,623,630 4/1927 Martin et al. .... 132/229  
 1,637,893 8/1927 Beskow ..... 132/224  
 1,641,353 9/1927 Opper et al. .... 132/229  
 1,648,740 11/1927 O'Malley ..... 132/225  
 1,693,462 11/1928 Polnaszek ..... 132/232  
 1,694,672 12/1928 Rogler ..... 132/225  
 1,992,388 2/1935 Moseley ..... 132/231 X  
 2,031,377 2/1936 Lindsay ..... 132/277  
 2,046,672 7/1936 Campion ..... 132/279  
 2,377,877 6/1945 Graham ..... 132/223  
 3,516,420 6/1970 Porter ..... 132/263

**FOREIGN PATENT DOCUMENTS**

48415 7/1981 Canada .  
 77488 4/1949 Czechoslovakia ..... 132/224  
 21941 1/1981 European Pat. Off. .... 219/225  
 185989 3/1906 Fed. Rep. of Germany ..... 219/222  
 589572 6/1925 France .  
 1005438 4/1952 France .  
 1368924 6/1964 France .  
 1379083 10/1964 France ..... 219/225  
 2513497 4/1983 France ..... 219/225  
 233070 2/1986 German Democratic Rep. .... 219/225  
 225941 12/1924 United Kingdom .  
 697773 9/1953 United Kingdom .

**OTHER PUBLICATIONS**

Modern Salon, 4/1987, p. 35.  
 Wavecurler Brochure, by Olivia Garden.  
 16 page Wavecurler Brochure, by Olivia Garden.  
 Tri-Rods, by Hair, Blase, Adrian Houghton Salon, Los Angeles.  
 Modern Salon, Dec., 1977, p. 58, "Special Pointers for Party Pizazz".  
 Jilbere Brochure.  
 Vidal Sassoon, Streamers New Angular Styling Iron, Brochure Distributed at 1988 Housewares Show, Jan. 10-13, 1988.  
 Belson, Profiles Zig-Zag Curling Iron, p. 3 of a Brochure Distributed at BBSI Winter Buyers' Conference on Feb. 4, 1988.



# Des. 315,429

Page 2

---

Helen of Troy, Ribbons Curling Iron, p. 4 of a Brochure  
Distributed at BBSI Winter Buyers' Conference on  
Feb. 4, 1988.

*Primary Examiner*—B. J. Bullock  
*Assistant Examiner*—C. Tuttle  
*Attorney, Agent, or Firm*—Welsh & Katz, Ltd.

[57]

## CLAIM

The ornamental design for a hair curling iron, as shown  
and described.

## DESCRIPTION

FIG. 1 is a top plan view of hair curling iron showing  
our new design;  
FIG. 2 is a right side elevational view thereof;  
FIG. 3 is a bottom plan view thereof;  
FIG. 4 is a left side elevational view thereof;  
FIG. 5 is a rear elevational view thereof; and  
FIG. 6 is a front elevational view thereof.

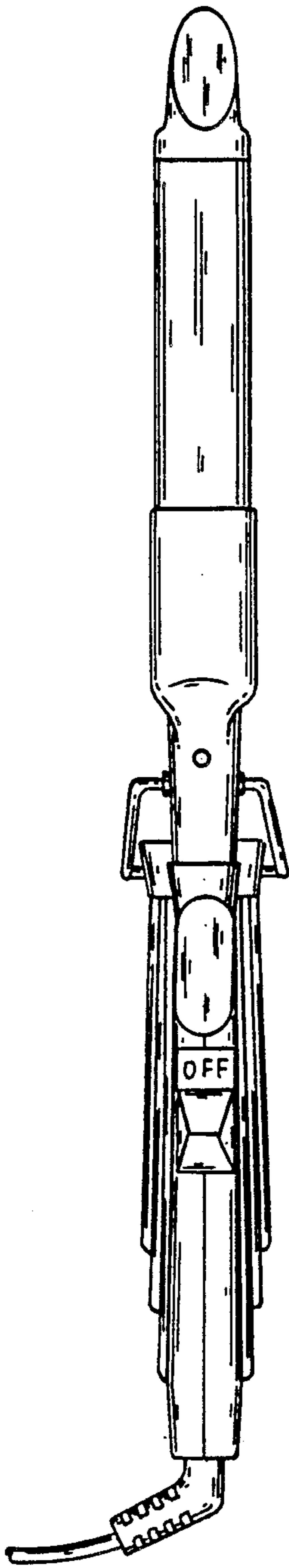


FIG. 1

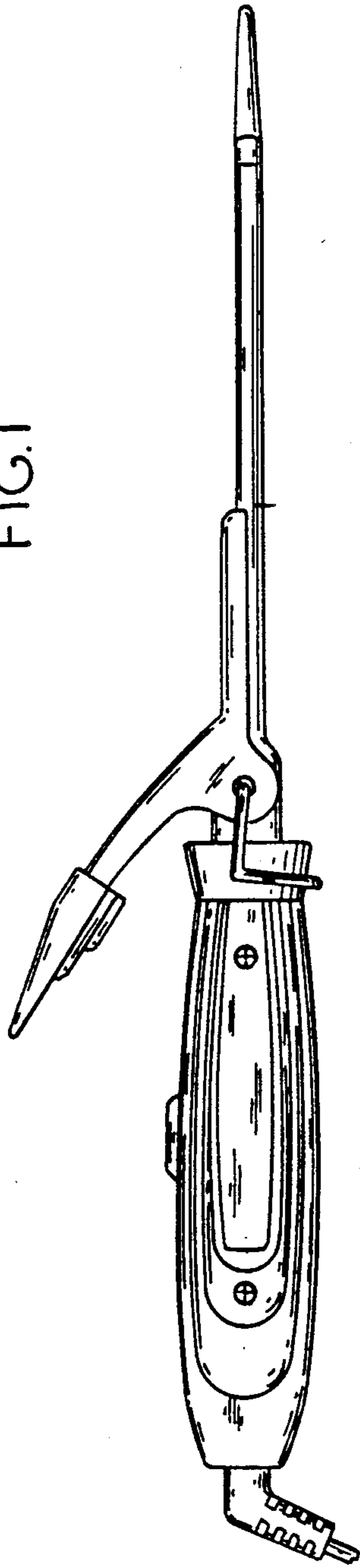


FIG. 2

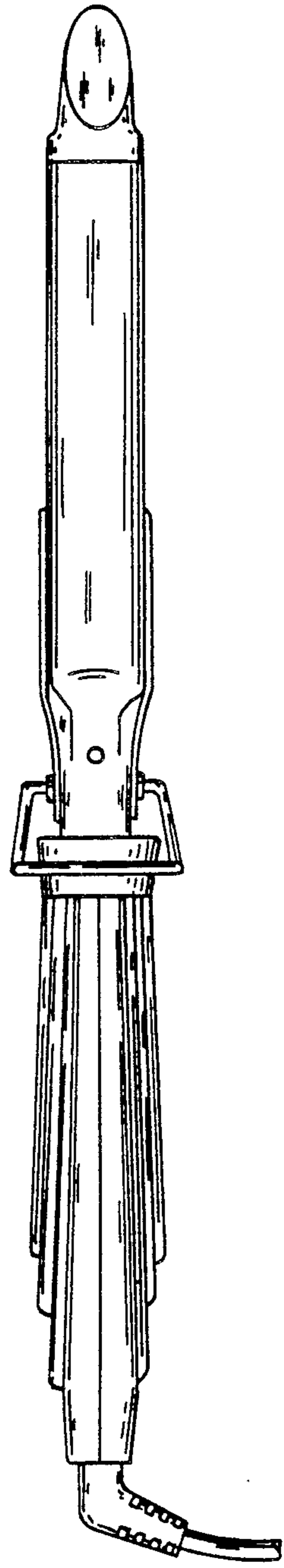


FIG. 3

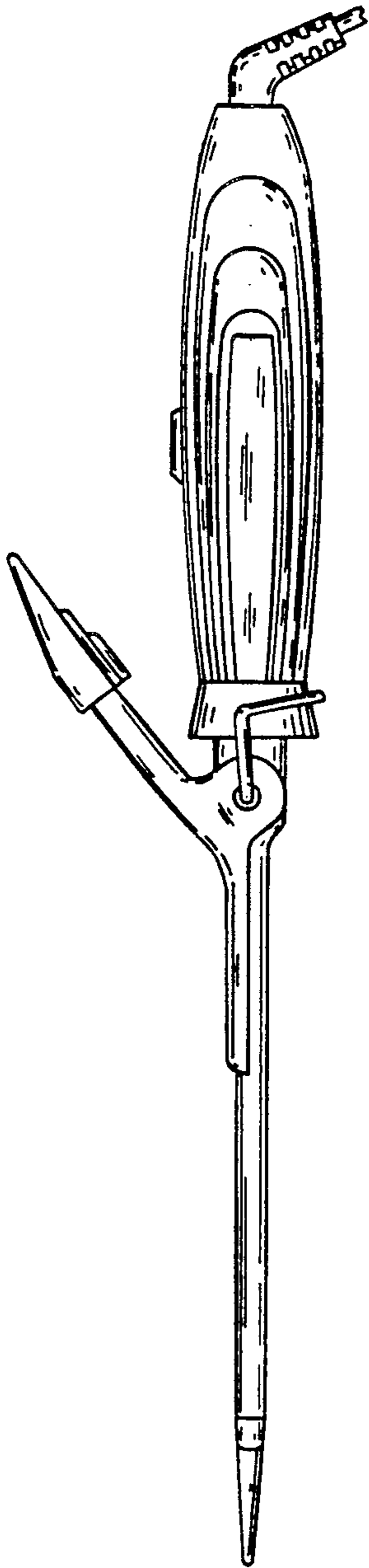


FIG. 4

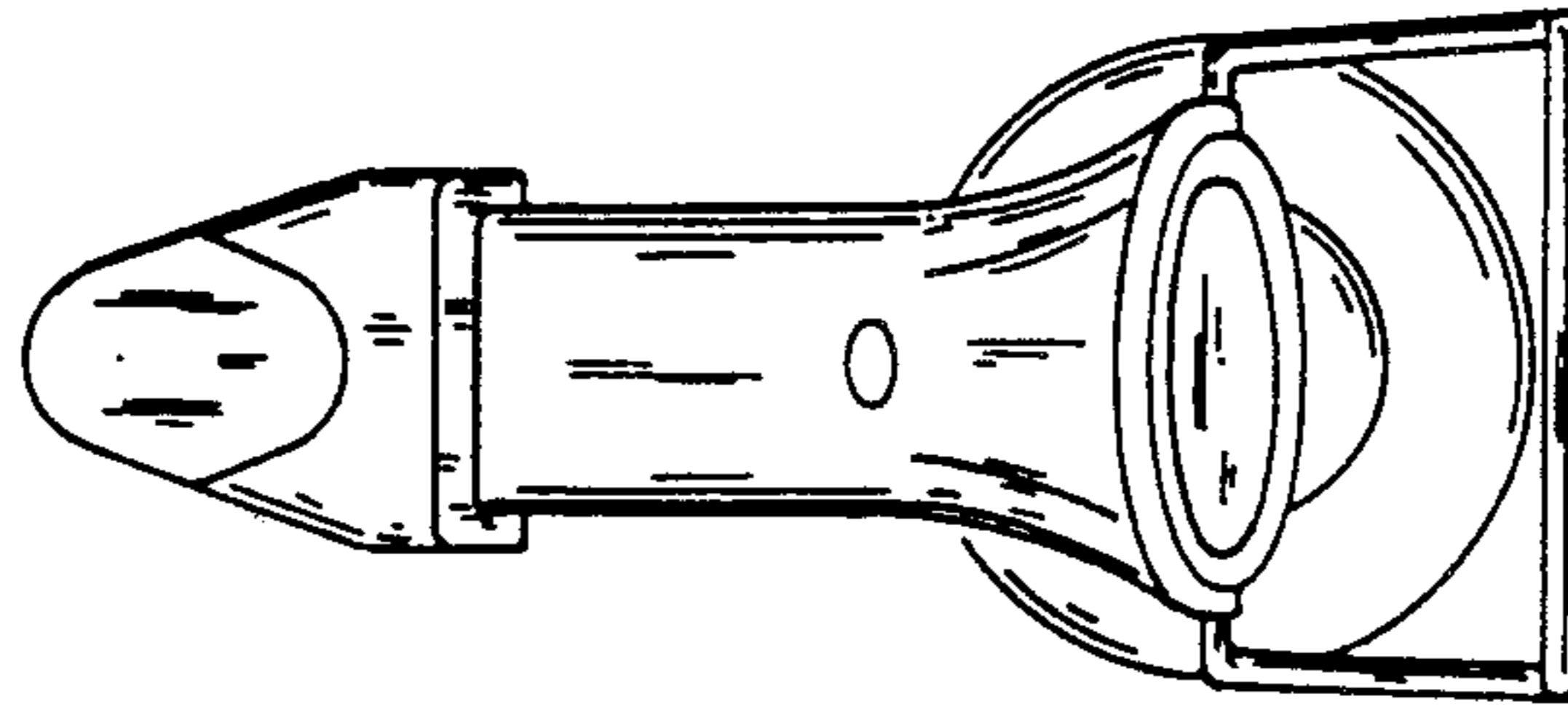


FIG. 6

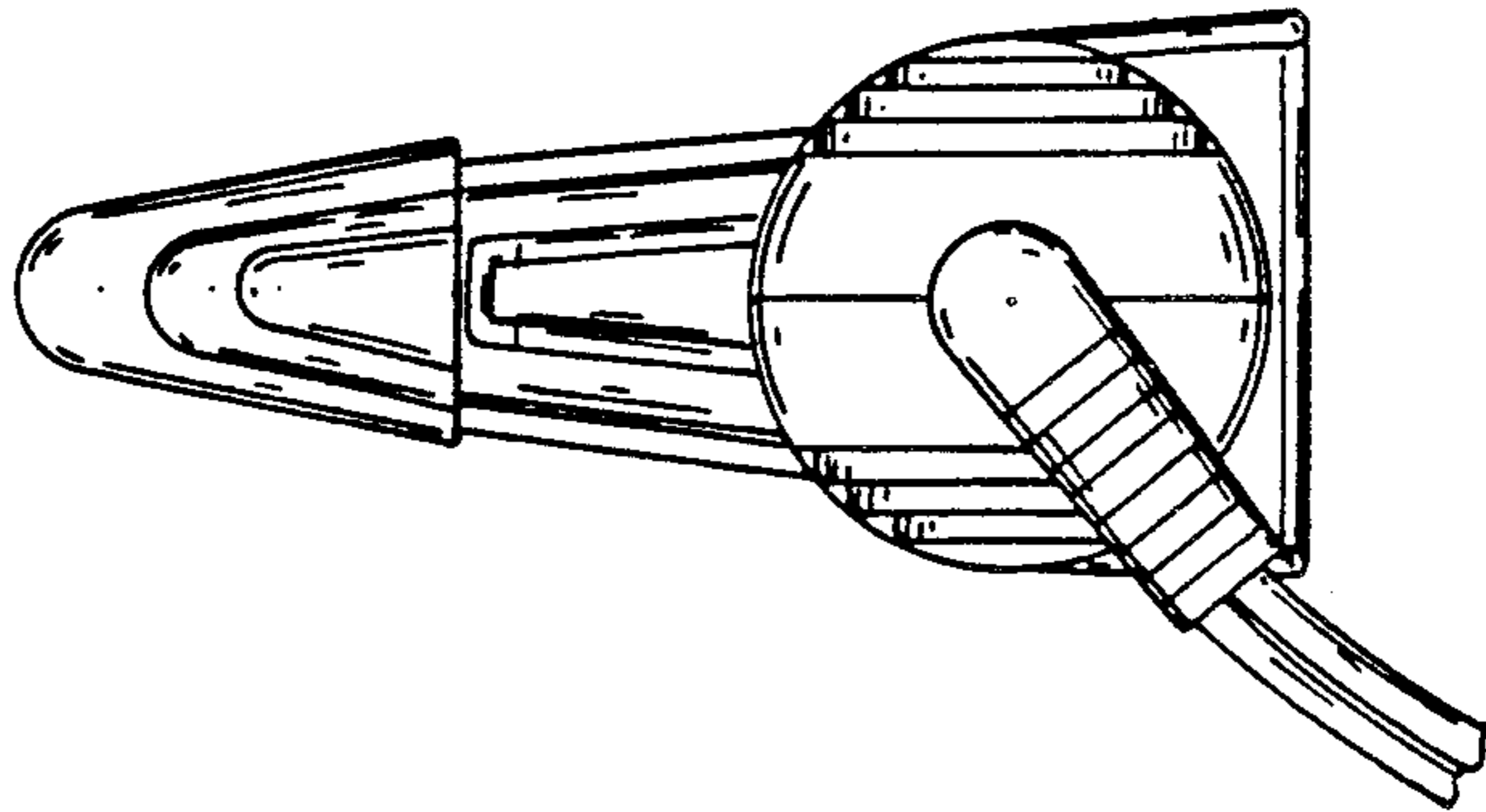


FIG. 5