

[54] **EYELASH COMB**  
 [75] **Inventor: Leslie Davies, Chirbury, United Kingdom**  
 [73] **Assignee: Sepralash Ltd., Sante Fe, N. Mex.**  
 [\*\*] **Term: 14 Years**  
 [21] **Appl. No.: 301,735**  
 [22] **Filed: Jan. 24, 1989**  
 [52] **U.S. Cl. .... D28/30**  
 [58] **Field of Search ..... D28/21, 25, 26, 30, D28/34, 9, 10, 7; D9/338; 132/219, 216, 212, 218, 320, 150, 317; D4/104, 110, 134, 136; D30/159; 15/167.1, 159 A, 160**

3,343,551 9/1967 Anderson ..... 132/218  
 3,917,420 11/1975 Watson ..... 15/167.1 X  
 4,660,582 4/1987 Taylor ..... 15/167.1 X

**FOREIGN PATENT DOCUMENTS**

0006687 of 1886 United Kingdom ..... 15/167.1

*Primary Examiner*—B. J. Bullock  
*Assistant Examiner*—C. Tuttle  
*Attorney, Agent, or Firm*—Kenyon & Kenyon

[56] **References Cited**  
**U.S. PATENT DOCUMENTS**

D. 91,768 9/1911 Webster ..... D4/134  
 D. 129,505 9/1941 De Santis ..... D28/35  
 D. 284,412 6/1986 O'Connor et al. .... D28/35  
 2,159,914 5/1939 Tweedale ..... 15/167.1 X  
 2,607,064 8/1952 Sullivan et al. .... 15/160 X  
 3,110,918 11/1963 Tate, Sr. .... 15/167.1  
 3,335,731 8/1967 Bulow ..... 132/122 X

[57] **CLAIM**

The ornamental design for an eyelash comb, as shown and described.

**DESCRIPTION**

FIG. 1 is a side elevational view of an eyelash comb showing my new design;  
 FIG. 2 is a bottom plan view thereof;  
 FIG. 3 is a top plan view thereof;  
 FIG. 4 is a left end elevational view thereof;  
 FIG. 4 is a right end elevational view thereof;  
 FIG. 6 is an enlarged cross sectional view taken on the line 6—6 of FIG. 1; and  
 FIG. 7 is an enlarged cross-sectional view taken on the line 7—7 of FIG. 1.

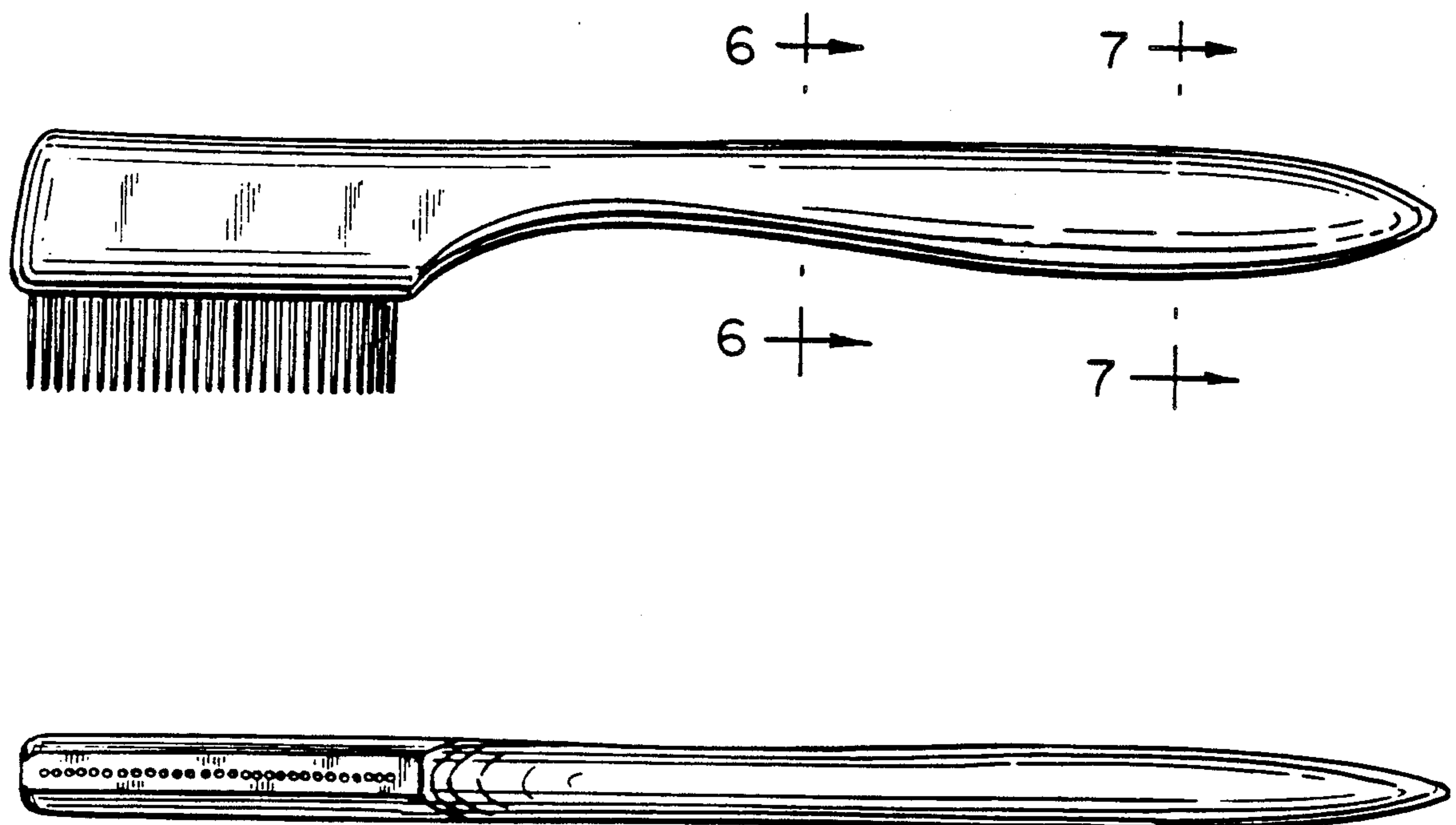


FIG. 1

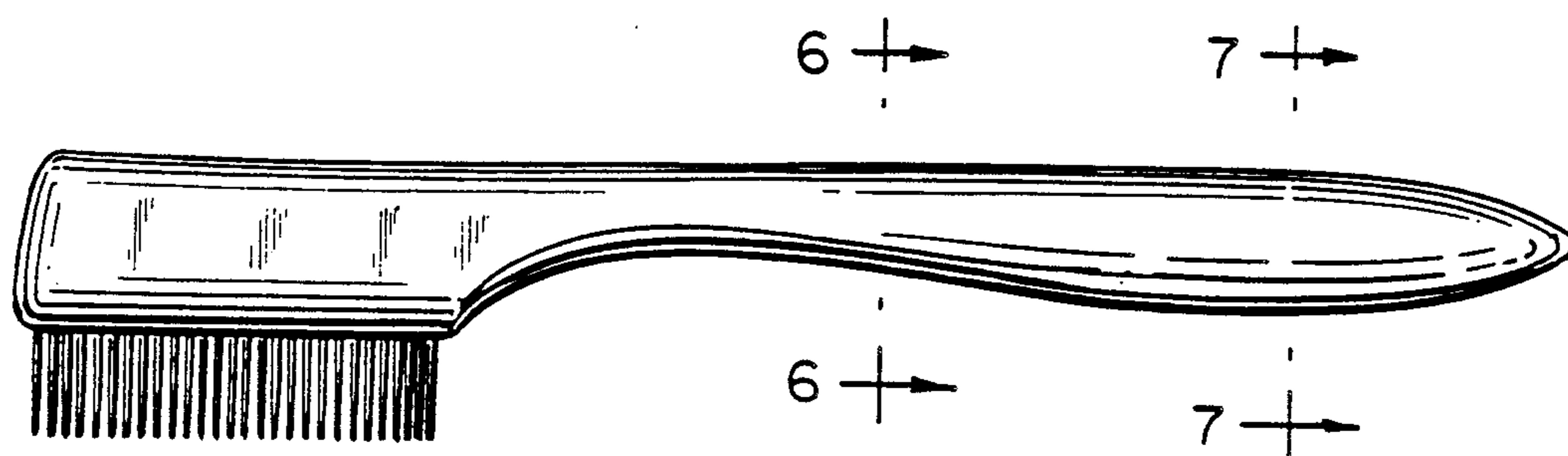


FIG. 2




FIG. 3

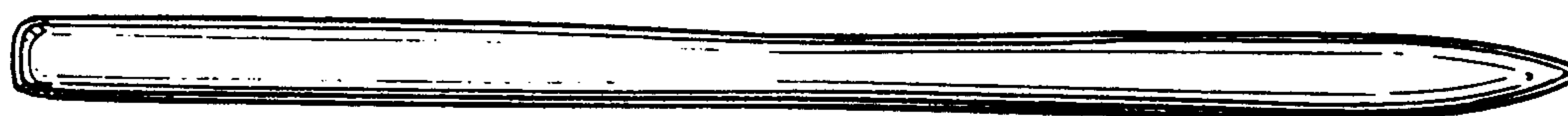


FIG. 4



FIG. 5



FIG. 6

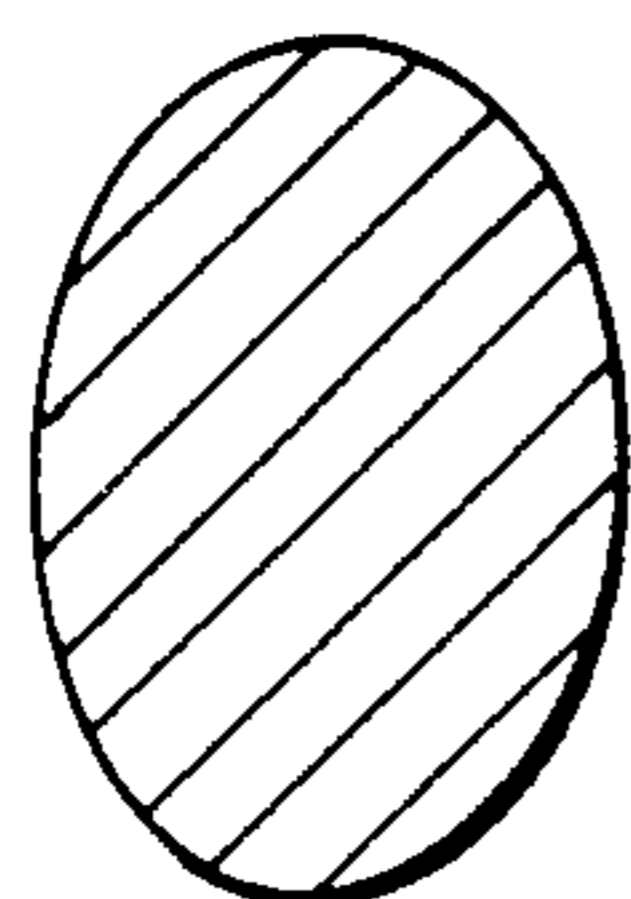
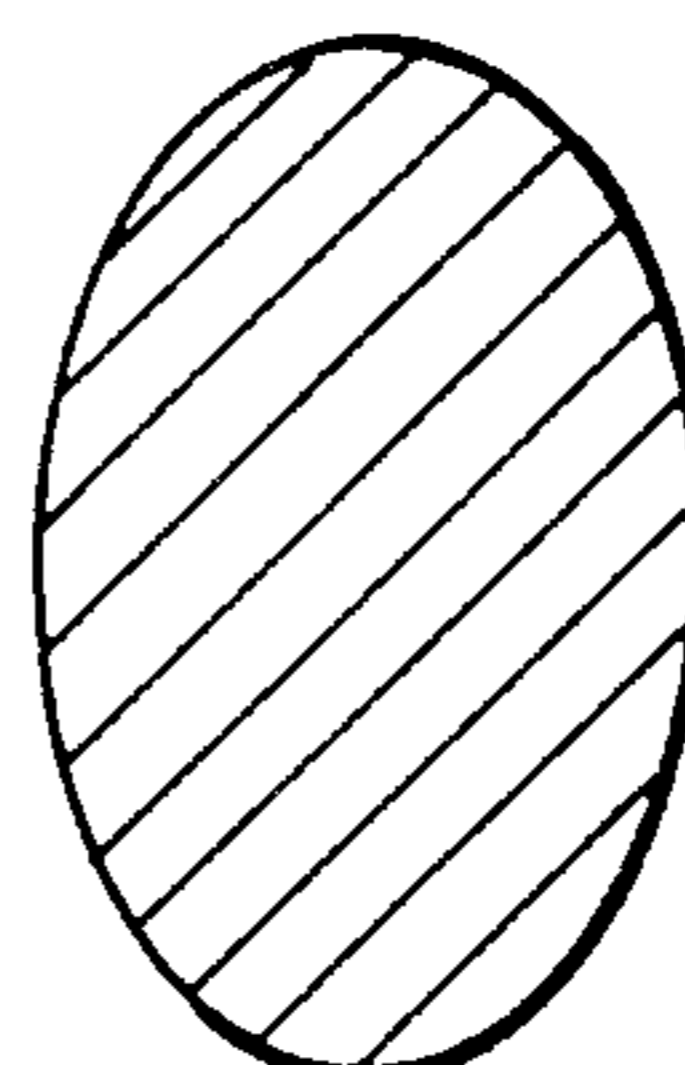


FIG. 7



7