

[54] COMBINED WALL FAN AND LAMP

[76] Inventor: Ruey-Tarng Guo, No. 2, Sublane 99,  
Lane 274, Chong-chern s. Rd.,  
Yung-Kung District, Tainan Shien,  
Taiwan

[\*\*] Term: 14 Years

[21] Appl. No.: 360,208

[22] Filed: Jun. 1, 1989

[30] Foreign Application Priority Data

May 25, 1989 [AU] Australia ..... 1658/1989  
[52] U.S. Cl. .... D23/382  
[58] Field of Search ..... D23/382, 370, 412;  
416/247 R, 246, 5; 248/126, 176, 183; D26/59,  
85, 72, 88, 81, 91, 84

[56] References Cited

U.S. PATENT DOCUMENTS

D. 54,419 2/1920 Hotz ..... D23/370  
D. 297,858 9/1988 Chang ..... D23/370  
D. 309,182 7/1990 Hsu ..... 416/63

FOREIGN PATENT DOCUMENTS

152197 9/1983 Japan ..... 416/5  
102578 8/1962 Netherlands ..... 248/126

OTHER PUBLICATIONS

Grainger's Spring '86 cat., p. 1300, Oscillating Cir-  
culators-Wall Mounted, 9" and 12" diameter, bottom  
left and middle sides of page.


Primary Examiner—James M. Gandy  
Assistant Examiner—Lisa Lichtenstein  
Attorney, Agent, or Firm—Bacon & Thomas

[57] CLAIM

The ornamental design for a combined wall fan and  
lamp, as shown.

DESCRIPTION

FIG. 1 is a perspective view of a combined wall fan and  
lamp showing my new design.  
FIG. 2 is a front elevational view thereof.  
FIG. 3 is a rear elevational view thereof.  
FIG. 4 is a left side elevational view thereof.  
FIG. 5 is a right side elevational view thereof.  
FIG. 6 is a top plan view thereof.  
FIG. 7 is a bottom plan view thereof.






FIG. 1

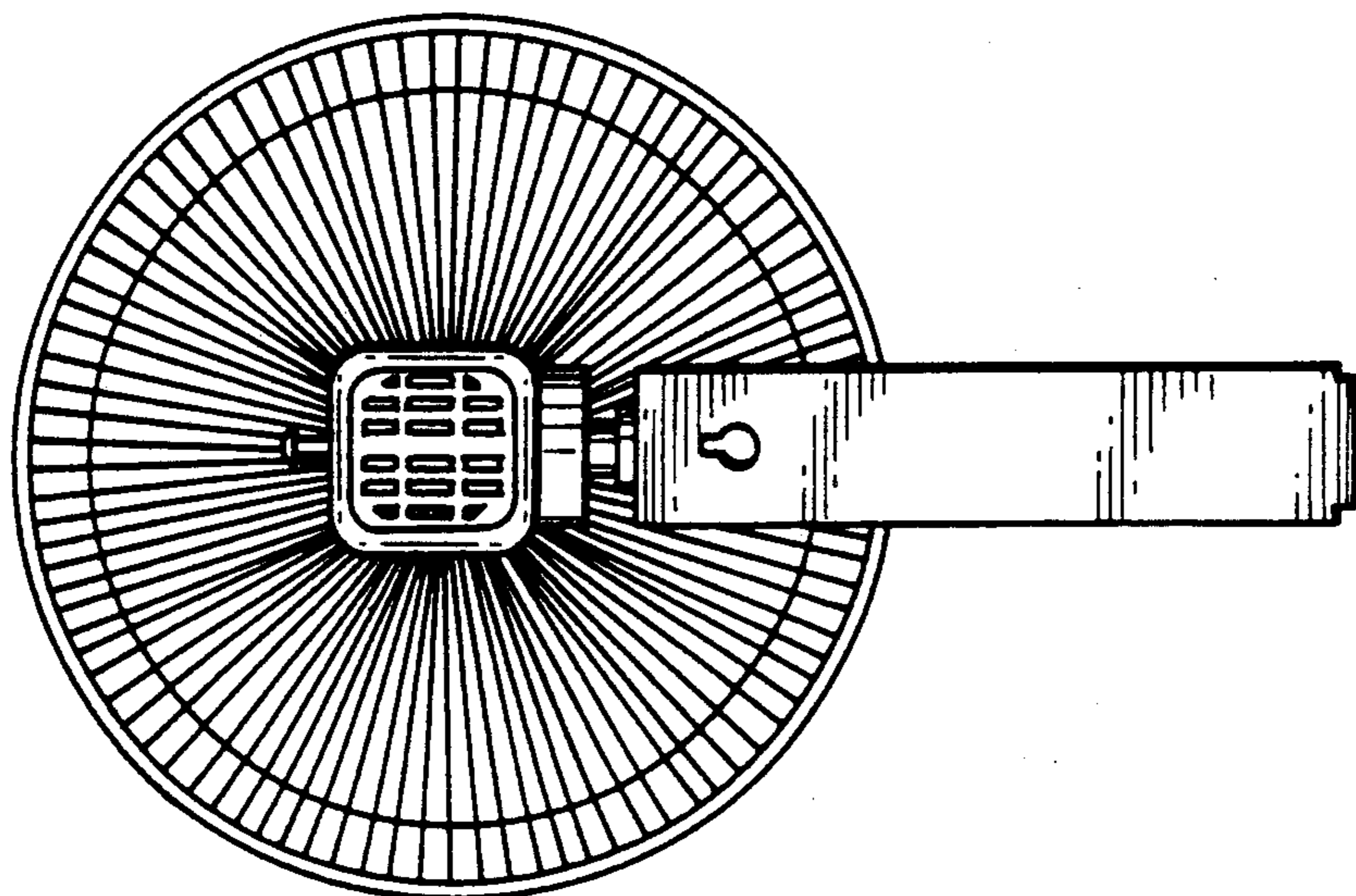


FIG. 3

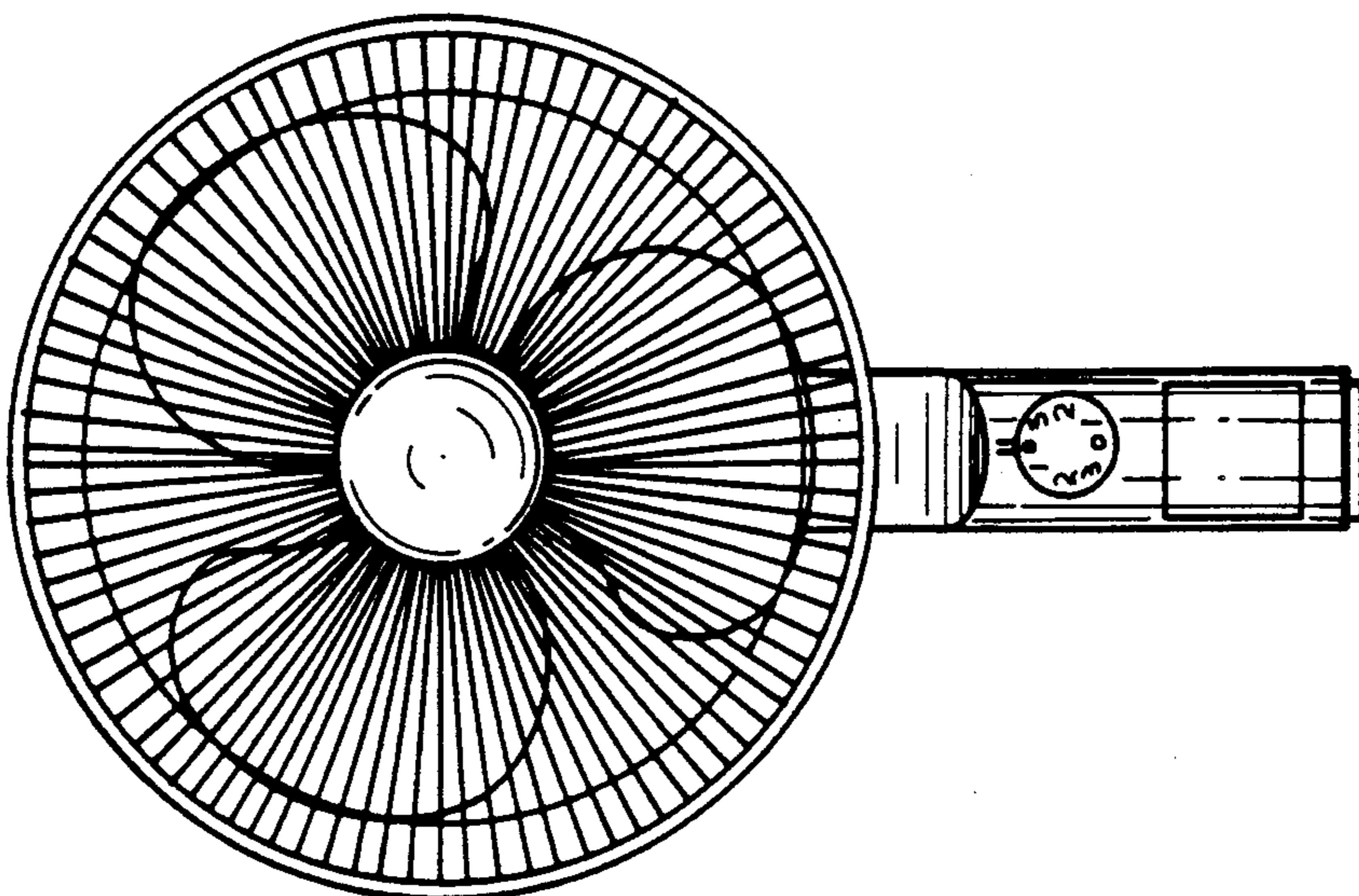


FIG. 2



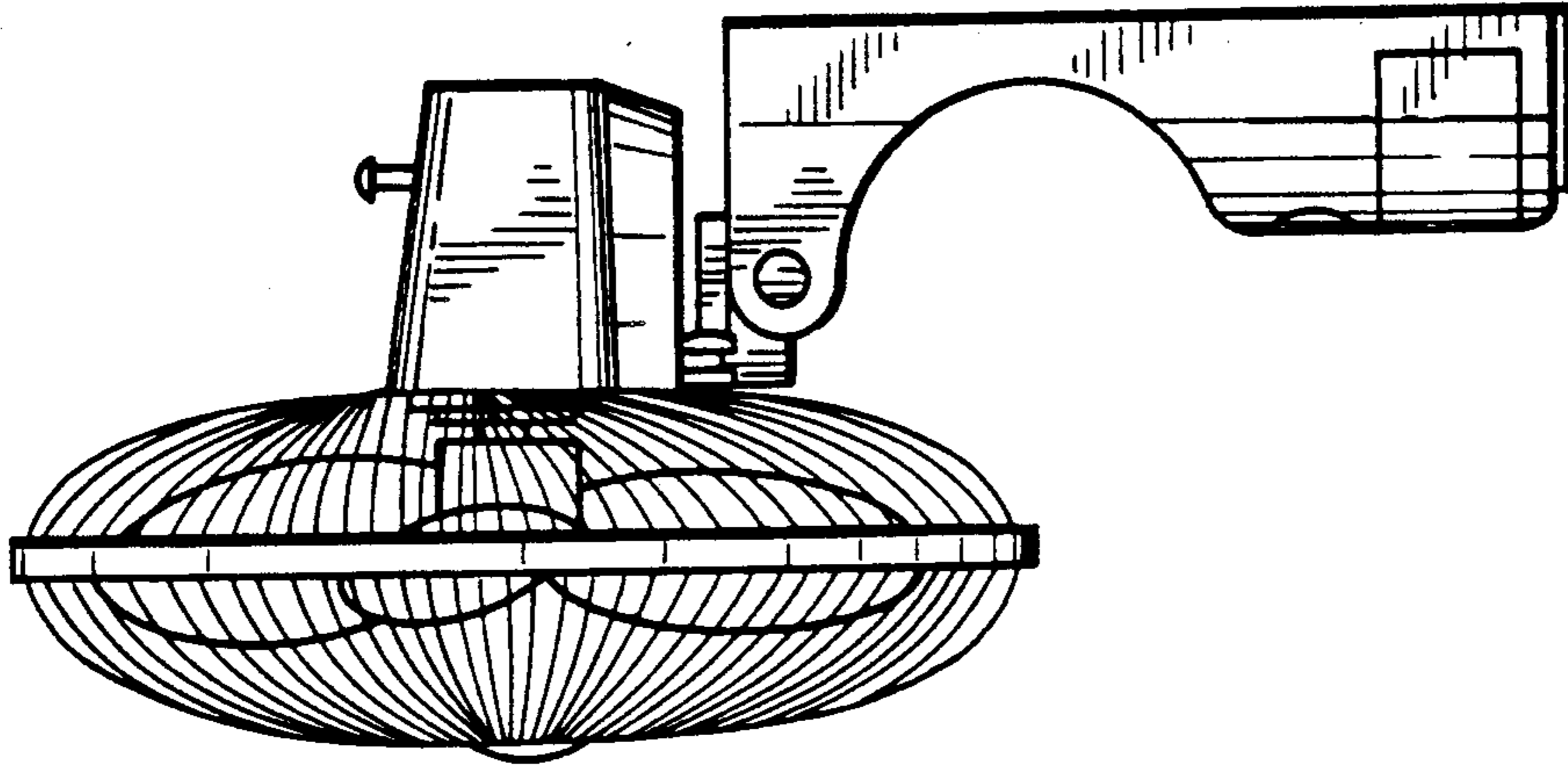


FIG. 5




FIG. 4

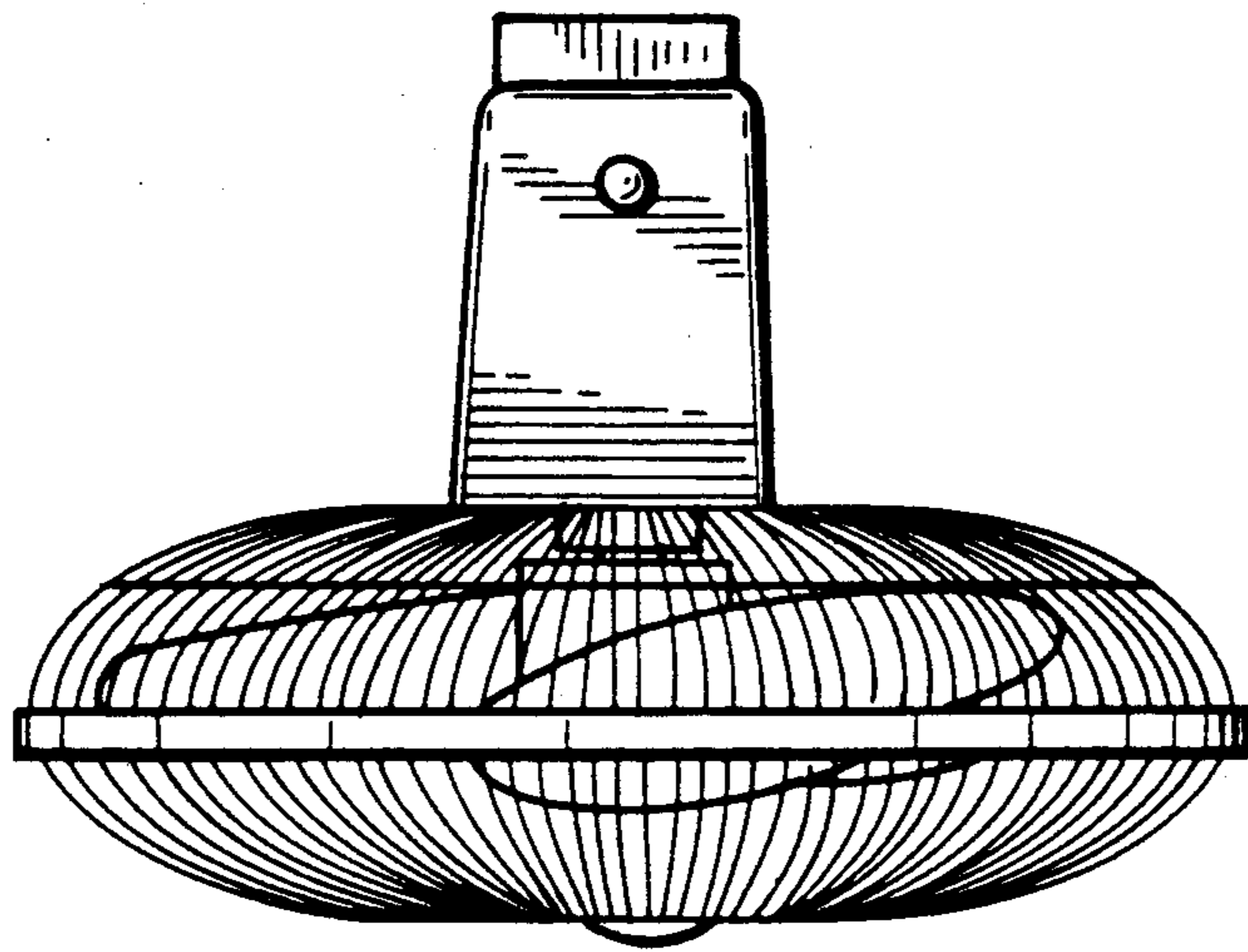


FIG. 6




FIG. 7