

[54] **WRITING BOARD**
[75] **Inventor: Randy S. Greenspahn, Wilmette, Ill.**
[73] **Assignee: Vertiflex Company, Chicago, Ill.**
[**] **Term: 14 Years**
[21] **Appl. No.: 115,359**
[22] **Filed: Nov. 2, 1987**
[52] **U.S. Cl. D19/52; D19/35;
D19/88; D19/92; D19/95**
[58] **Field of Search D19/35, 36, 52, 65,
D19/88, 91, 92, 95, 100; D6/406, 418, 419, 449;
29/278; 206/214, 215; 40/341; 211/41, 42, 45;
248/441.1**

[56] **References Cited**
U.S. PATENT DOCUMENTS
D. 114,382 4/1939 Kemp D19/91 X
D. 127,480 5/1941 Corcoran D6/406
D. 140,921 4/1945 Vermann D19/92 X
D. 159,473 8/1950 Cottier D19/88
D. 174,188 3/1955 Martin D19/52

D. 231,956 6/1974 Meagher D19/52
D. 268,687 4/1983 Rogers D19/52 X
D. 276,732 12/1984 Marquez D19/52
D. 279,630 7/1985 Bart D19/91
D. 282,792 3/1986 Zinbarg D6/406
D. 308,542 6/1990 De Witt D19/88


Primary Examiner—Bruce W. Dunkins
Assistant Examiner—Martha Thompson
Attorney, Agent, or Firm—Garrettson Ellis

[57] **CLAIM**

The ornamental design for a writing board, as shown and described.

DESCRIPTION

FIG. 1 is a perspective view of a writing board, showing our new design;
FIG. 2 is a top plan view thereof;
FIG. 3 is a side elevational view, the opposite side being a mirror image thereof;
FIG. 4 is an end elevational view;
FIG. 5 is an end elevational view of the end opposite that shown in FIG. 4; and
FIG. 6 is a bottom plan view thereof.






FIG. 1

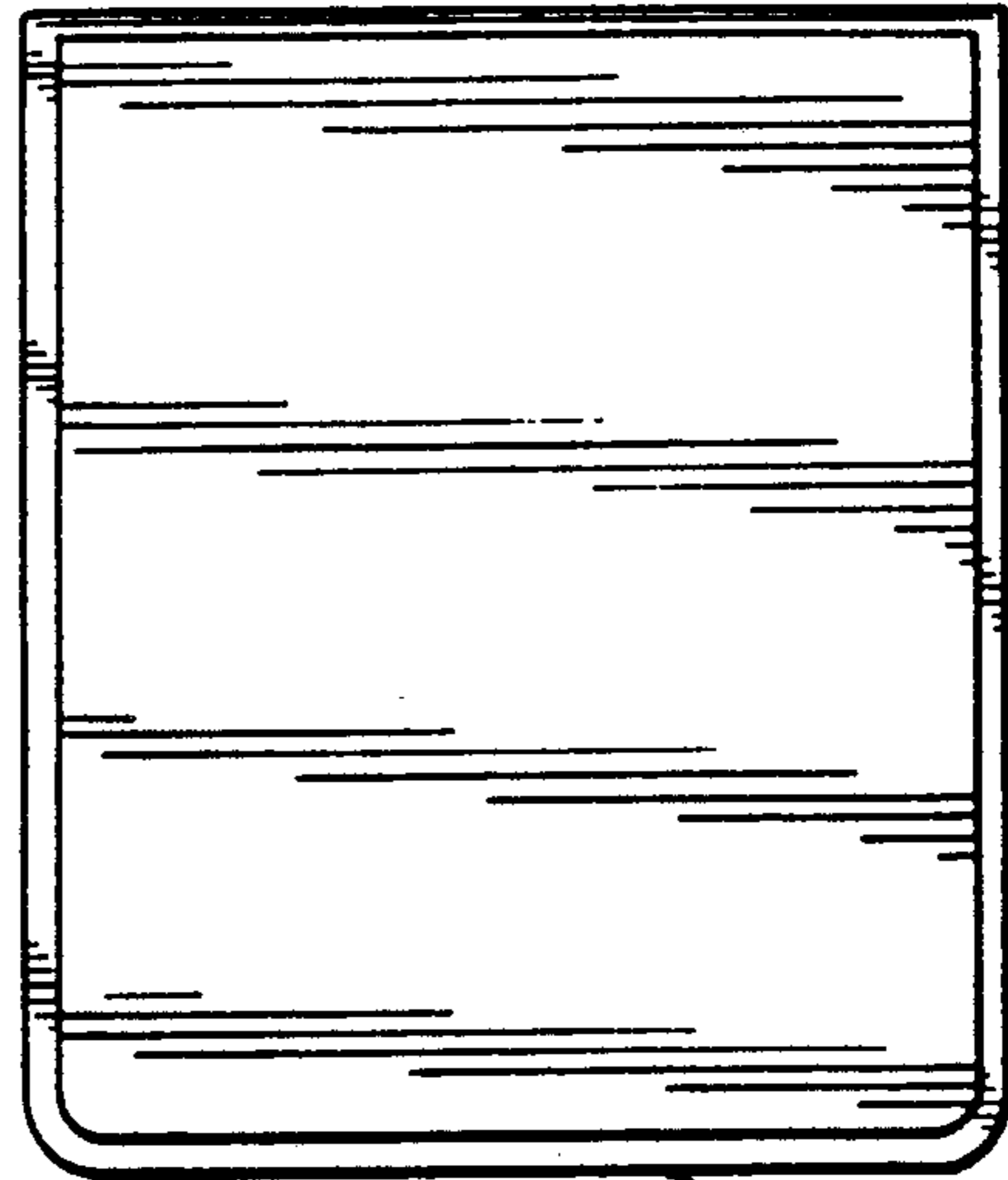


FIG. 2




FIG. 3




FIG. 4

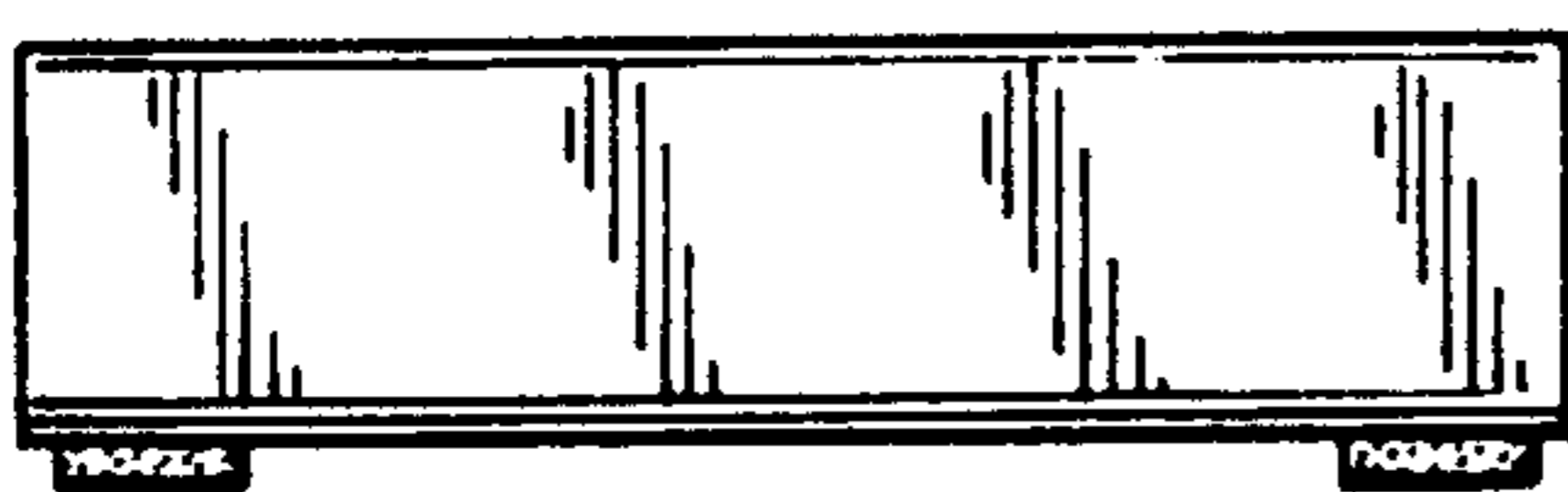


FIG. 5

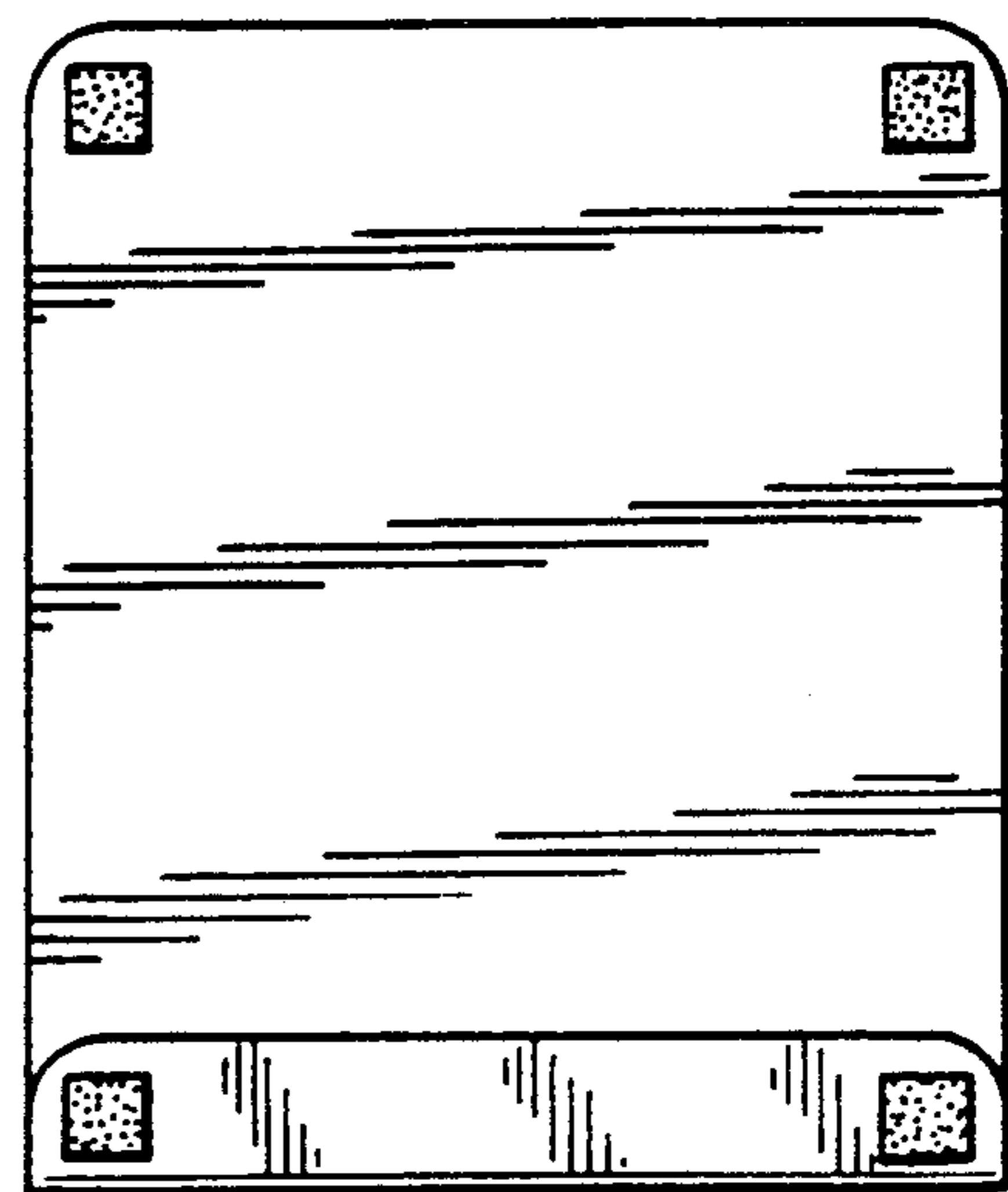


FIG. 6