

United States Patent [19]

Scalice et al.

[11] Patent Number: Des. 315,364

[45] Date of Patent: ** Mar. 12, 1991

[54] PROFILE CARD

[75] Inventors: John J. Scalice, New York; John O. Bosworth, Upper Nyack, both of N.Y.

[73] Assignee: Design Network U.S.A., Inc., Fort Lee, N.J.

[**] Term: 14 Years

[21] Appl. No.: 249,077

[22] Filed: Sep. 23, 1988

[52] U.S. Cl. D19/10; D20/40; D19/1

[58] Field of Search D19/1, 2, 3, 75, 76, D19/86, 34, 33, 9, 10, 11; D20/43, 40; D6/449; 283/41, 36, 39, 904, 106, 56; 229/92.8; 281/42; 40/404

[56] References Cited

U.S. PATENT DOCUMENTS

D. 11,604 1/1880 Hake D19/1

D. 13,312	9/1882	Davis	D19/1
D. 95,087	4/1935	Sirgnist	D19/6
D. 125,147	2/1941	Bernhardt	D19/1 X
2,529,151	11/1950	Glass et al.	40/158.1 X
4,380,128	4/1983	Ichikawa	40/158.1
4,662,093	5/1987	Suttles et al.	40/158.1
4,807,807	2/1989	Glick	229/92.8

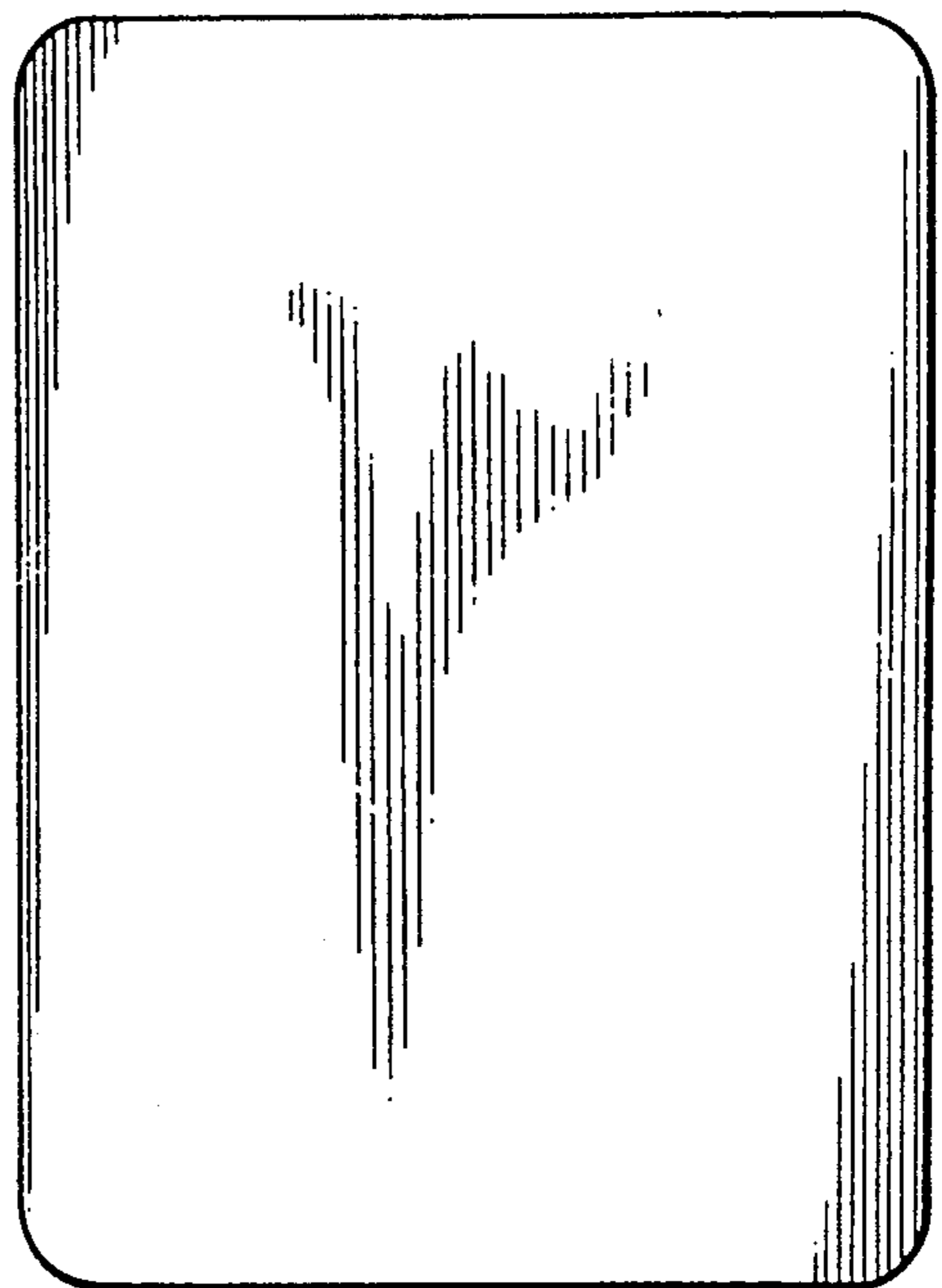
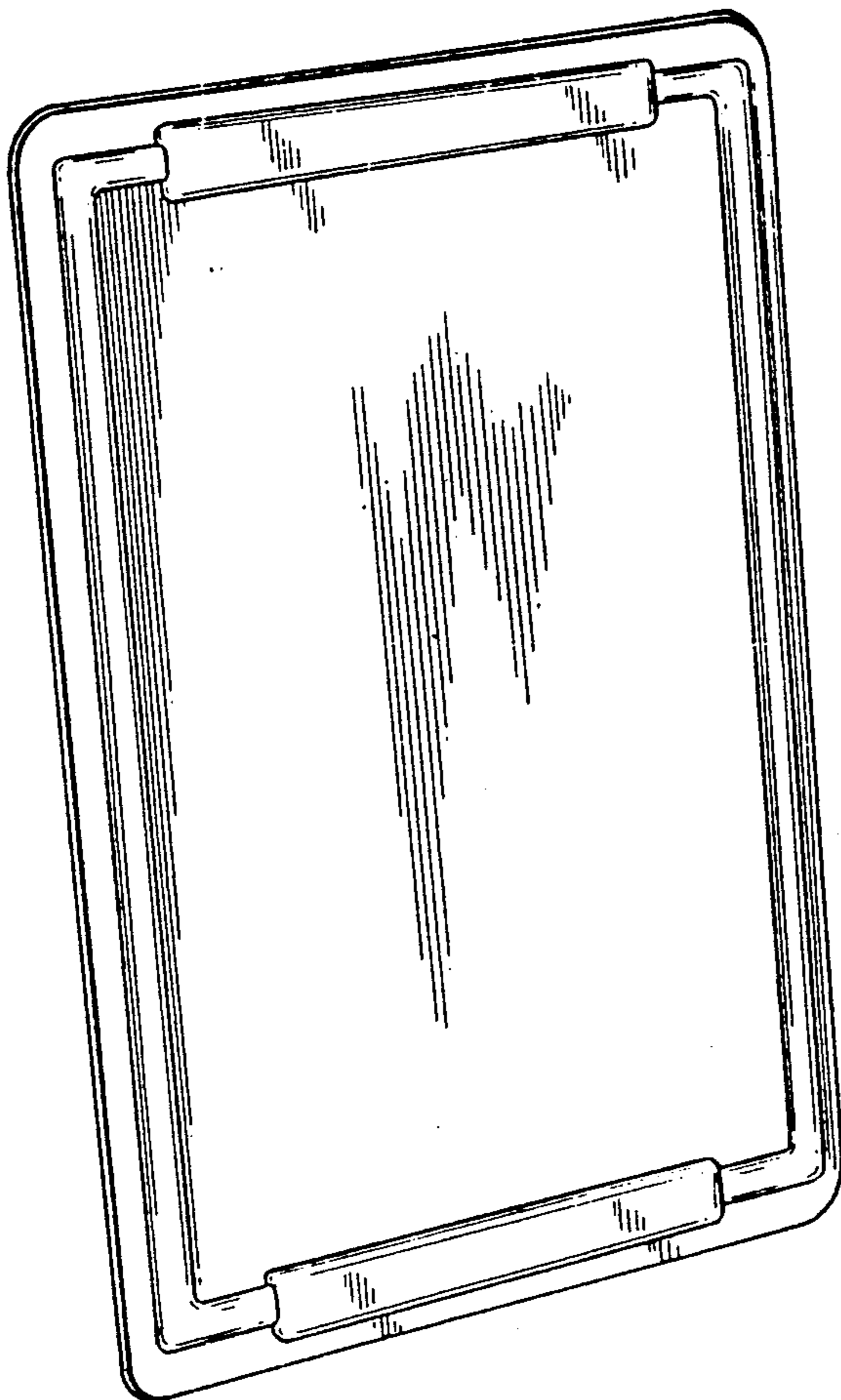
Primary Examiner—Wallace R. Burke
Assistant Examiner—Pamela J. Schmidt
Attorney, Agent, or Firm—Weingram & Zall

[57] CLAIM

The ornamental design for profile card, as shown.

DESCRIPTION

FIG. 1 is a front perspective view of a profile card showing my new design;
FIG. 2 is a top plan view thereof;
FIG. 3 is a bottom plan view thereof;
FIG. 4 is a side elevational view thereof, the undisclosed side being the same;
FIG. 5 is a front elevational view thereof; and
FIG. 6 is a rear elevational view thereof.






FIG-1

FIG-2

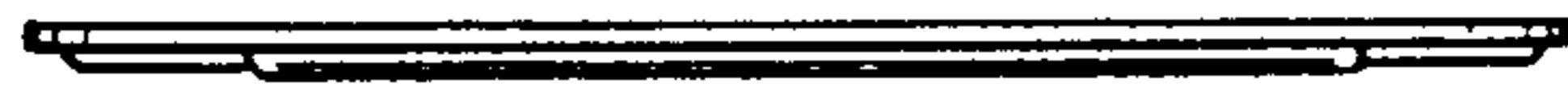


FIG-3

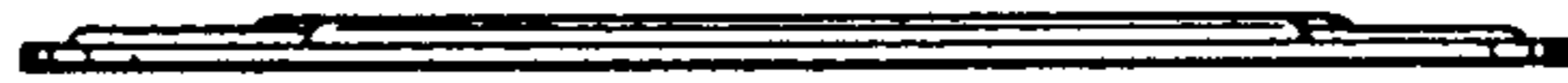


FIG-4




FIG-5

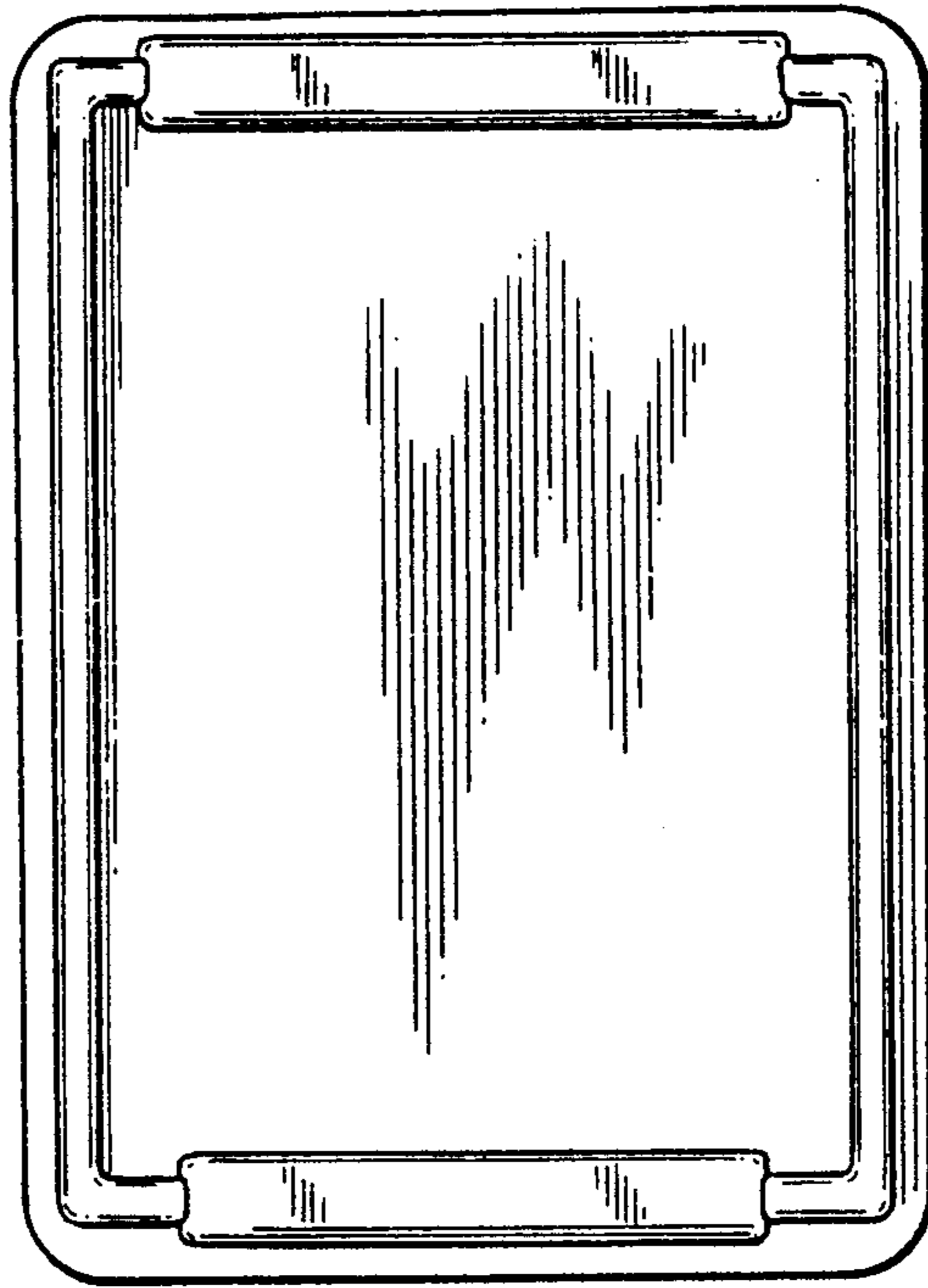


FIG-6

