

[54] **PORTABLE TELEPHONE/COMPUTER OR SIMILAR ARTICLE**

[76] **Inventor: Robin G. Walker, 3620 Mosby Dr., Greensboro, N.C. 27407**

[\*\*] **Term: 14 Years**

[21] **Appl. No.: 369,664**

[22] **Filed: Jun. 20, 1989**

[52] **U.S. Cl. .... D14/147; D14/138; D14/148; D14/100; 379/433; 379/58; 455/89**

[58] **Field of Search ..... D14/138, 147, 148, 226, D14/100; 379/58, 59, 440, 433, 434; 455/89, 90**

[56] **References Cited**

**U.S. PATENT DOCUMENTS**

- D. 297,735 9/1988 Soren et al. .... D14/147
- D. 300,742 4/1989 Soren et al. .... D14/138 X
- D. 300,827 4/1989 Soren et al. .... D14/138
- D. 303,116 8/1989 Richards et al. .... D14/226
- D. 304,189 10/1989 Nagele et al. .... D14/148 X

**FOREIGN PATENT DOCUMENTS**

- 0135959 8/1984 Japan ..... D14/148
- 0086929 4/1988 Japan ..... D14/138

**OTHER PUBLICATIONS**

Telephon, Jul. 16, 1979; GTE Flip-Phone. Duofone, ET-415, Cat. No. 43-555; Owner's Manual consisting of 4 sheets.

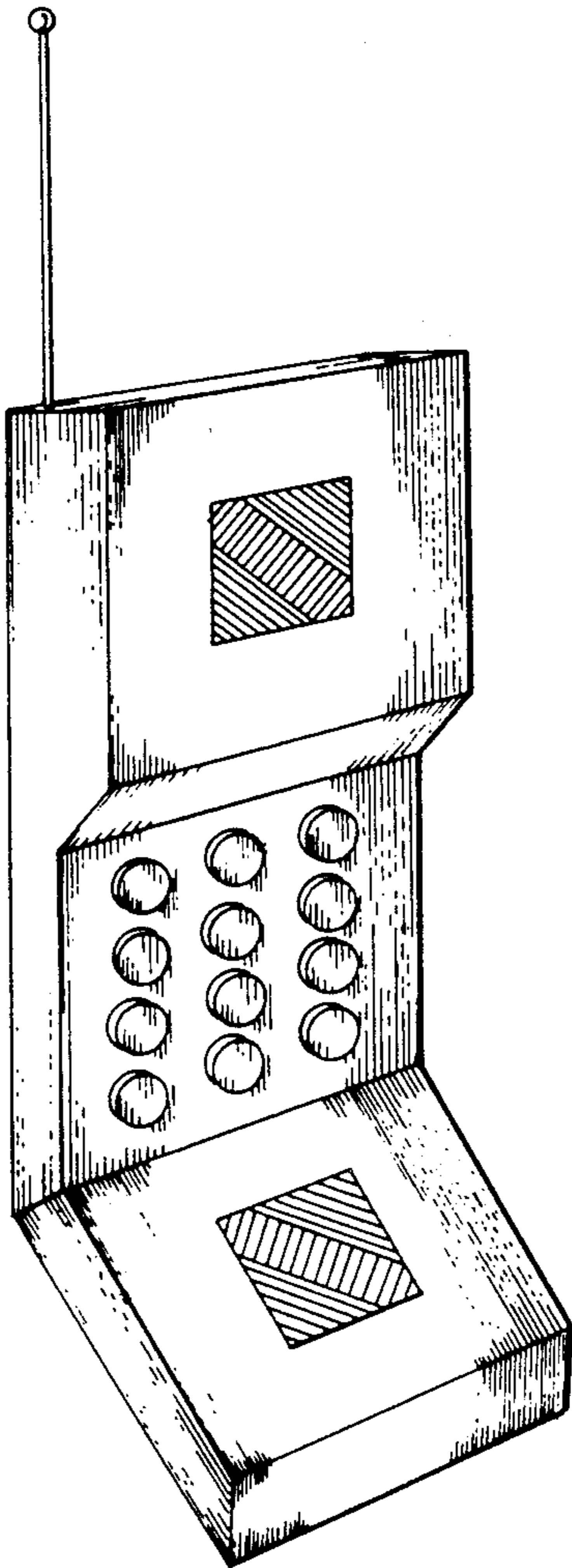
*Primary Examiner*—Horace B. Fay, Jr.

[57] **CLAIM**

The ornamental design for a portable telephone/computer or similar article, as shown and described.

**DESCRIPTION**

FIG. 1 is a left side, top and unfolded front perspective view of a portable telephone/computer or similar article showing my new design;  
FIG. 2 is a rear elevational view thereof;  
FIG. 3 is a right side elevational view thereof in folded relationship, with antenna in withdrawn status, the side opposite being a mirror image;  
FIGS. 4 and 5 are respectively top and bottom plan views, thereof.



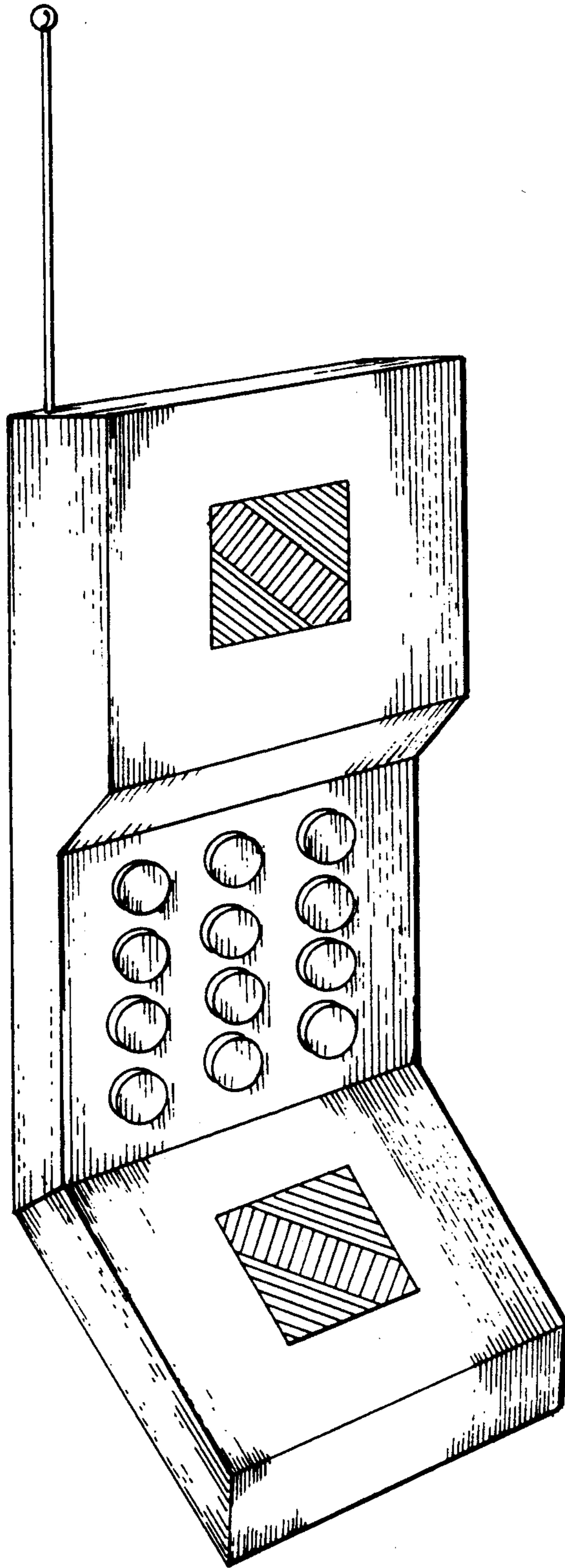


FIG. 1

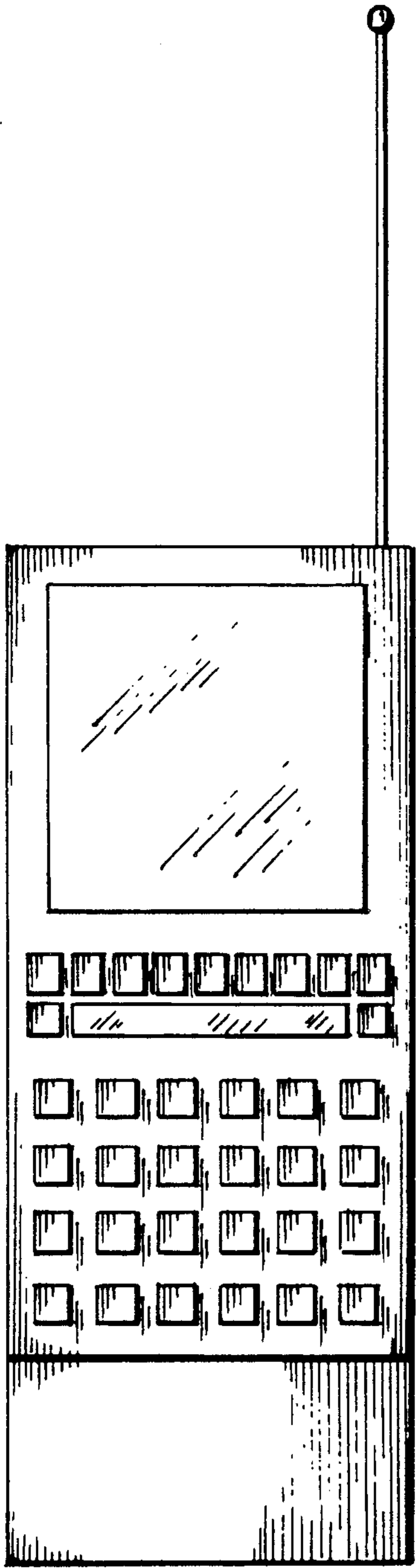


FIG. 2



FIG. 3



FIG. 4




FIG. 5