

[54] FACSIMILE

[75] Inventor: Tsutomu Yoshihara, Ayase, Japan

[73] Assignee: Canon Kabushiki Kaisha, Tokyo, Japan

[**] Term: 14 Years

[21] Appl. No.: 393,330

[22] Filed: Aug. 14, 1989

[30] Foreign Application Priority Data

Feb. 16, 1989 [JP] Japan 1-5915
[52] U.S. Cl. D14/118
[58] Field of Search D14/118, 299; D18/36, D18/37; 358/400, 401

[56] References Cited

U.S. PATENT DOCUMENTS

D. 300,136 3/1989 Kando et al. D14/118
D. 304,183 10/1989 Hara et al. D14/118
D. 304,187 10/1989 Komatsu D14/118
D. 305,425 1/1990 Hara et al. D14/118
D. 310,215 8/1990 Tsukada et al. D14/118

OTHER PUBLICATIONS

Dealerscope Merchandising; Jul. 1988; p. 18; Brother Model FAX-60.

HFD; 01/18/88; p. 117; top right—Toshiba Model 3300.

Office Products Dealer; Mar. 1988; p. 87; left center—Toshiba Model TF-111.

HFD; 03/21/88; p. 72; right—Canon Faxphone 25.

Primary Examiner—Theodore M. Shooman

Attorney, Agent, or Firm—Fitzpatrick, Cella, Harper & Scinto

[57] CLAIM

The ornamental design for a facsimile, as shown.

DESCRIPTION

FIG. 1 is a front elevational view of a facsimile showing my new design;

FIG. 2 is a rear elevational view thereof;

FIG. 3 is a top plan view thereof;

FIG. 4 is a bottom plan view thereof;

FIG. 5 is a left side elevational view thereof;

FIG. 6 is a right side elevational view thereof; and

FIG. 7 is a top, front and right side perspective view thereof.




FIG. 1




FIG. 2

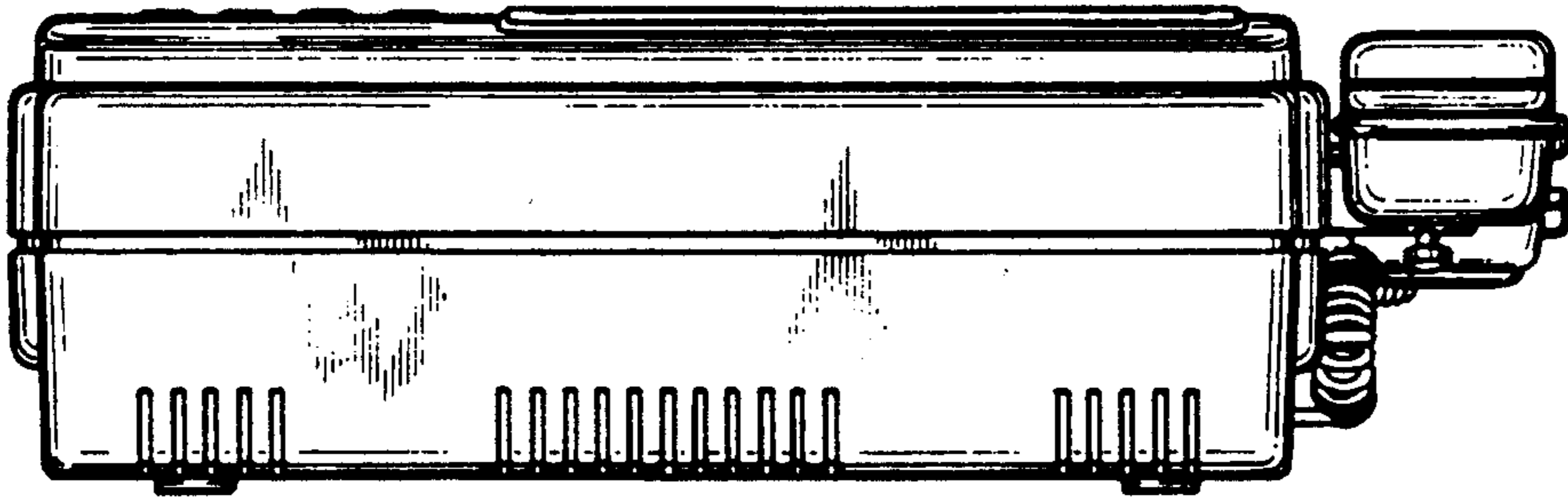


FIG. 3




FIG. 4

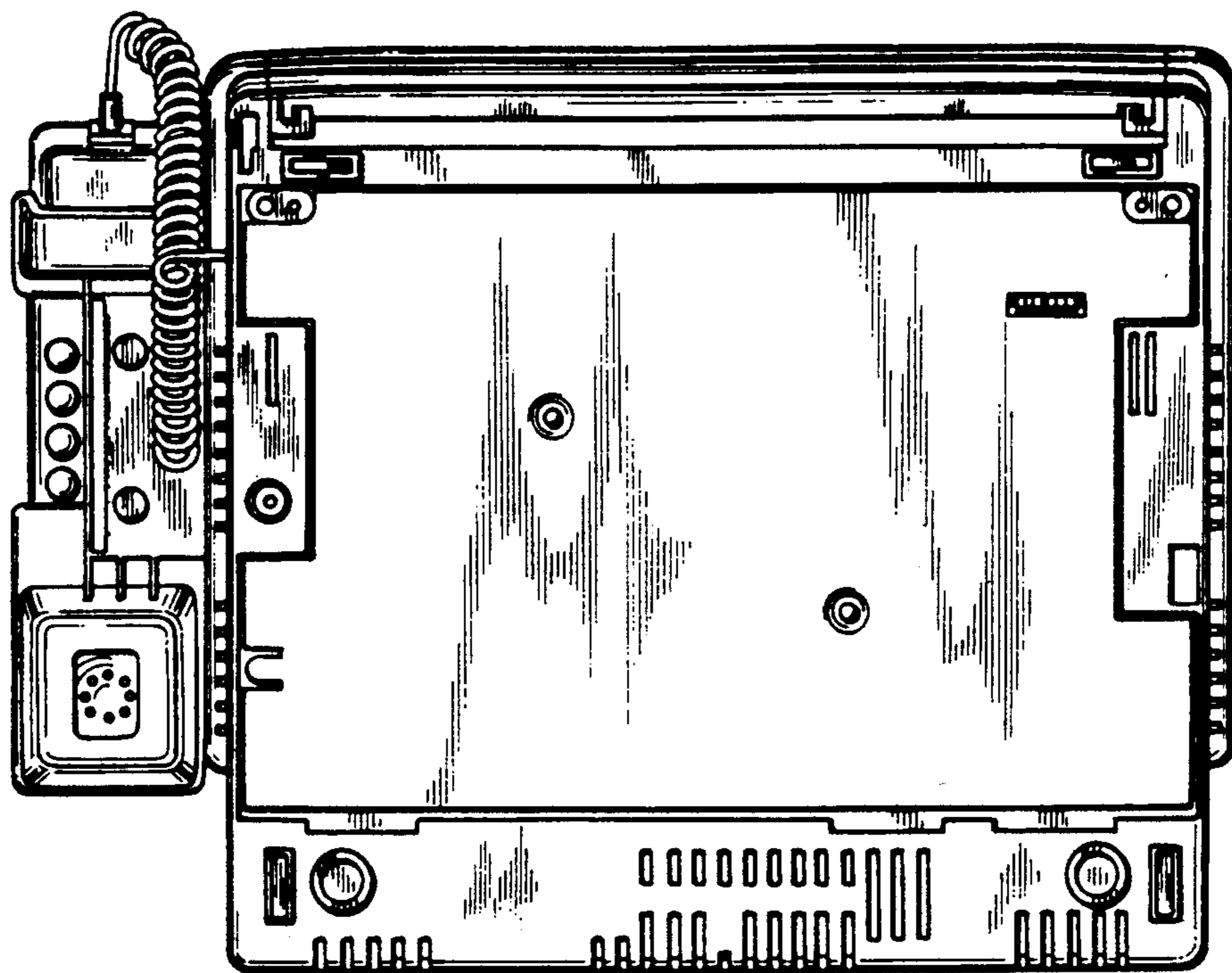


FIG. 5

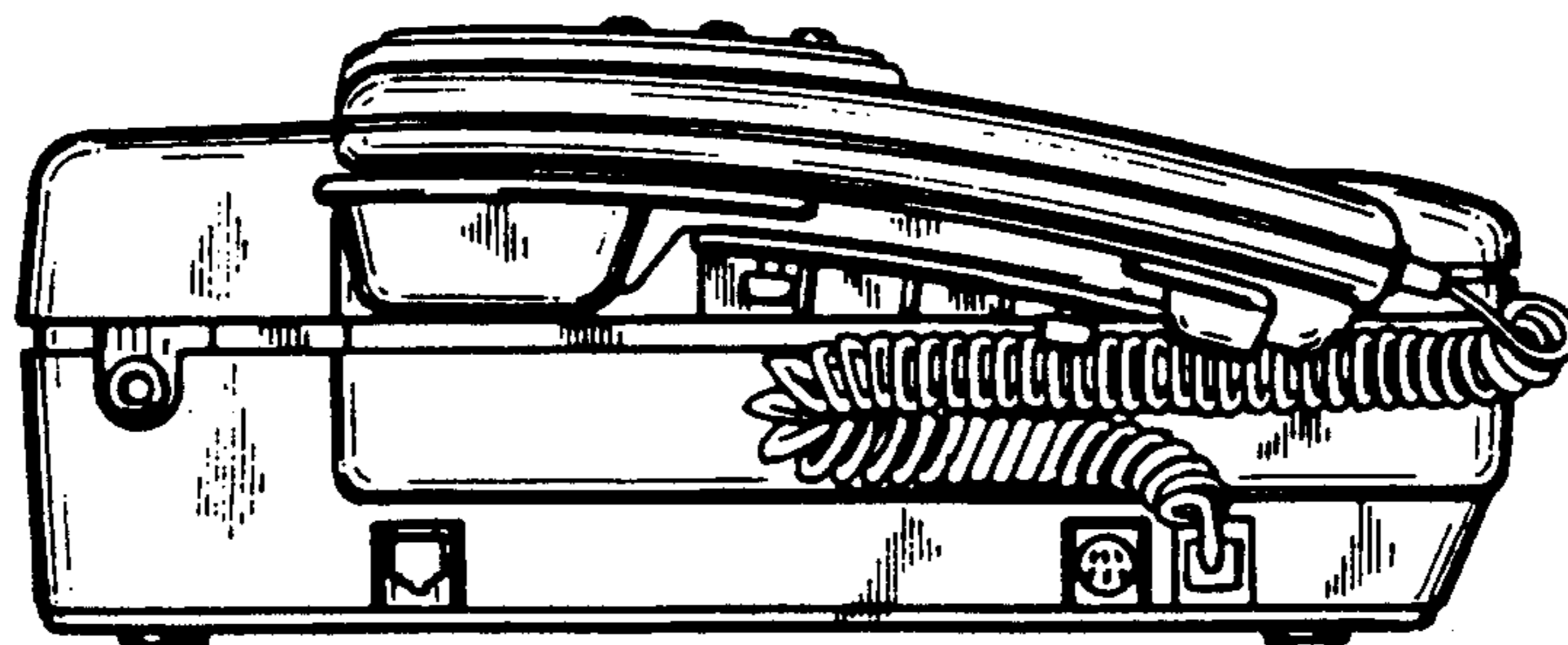


FIG. 6

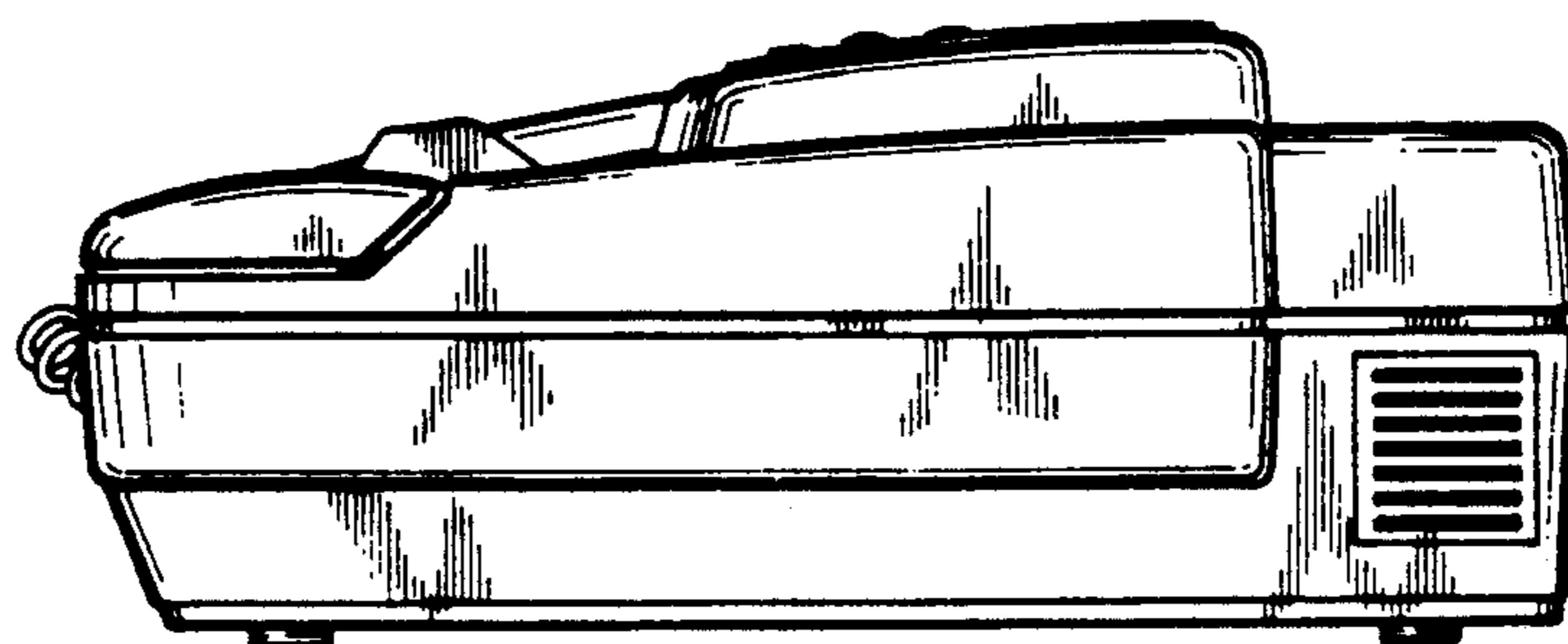


FIG. 7

