

[54] **MAGNETIC TAPE UNIT**  
 [75] Inventors: **Masami Watari, Kanagawa; Makoto Tsuchida, Yokohama, both of Japan**  
 [73] Assignee: **Fujitsu Limited, Kanagawa, Japan**  
 [\*\*] Term: **14 Years**  
 [21] Appl. No.: **169,344**  
 [22] Filed: **Mar. 17, 1988**  
 [30] **Foreign Application Priority Data**

Sep. 30, 1987 [JP] Japan ..... 62-40176  
 [52] U.S. Cl. .... **D14/108; D14/102**  
 [58] Field of Search ..... **D14/100, 102, 103, 105, D14/108, 109, 135, 161; D13/162, 184, 199, 163; D6/509-512; 360/97-99, 137; 361/331, 332, 380, 381, 390-395, 399, 415, 426; 312/138.1, 208**

[56] **References Cited**  
**U.S. PATENT DOCUMENTS**

D. 195,509	6/1963	Valkinburgh .....	D13/163
D. 195,841	8/1963	Dalton et al. ....	D14/102
D. 196,646	10/1963	Graser et al. ....	D14/108
D. 202,553	10/1965	Graser et al. ....	D14/108
D. 202,557	10/1965	Cottier et al. ....	D14/103
D. 208,308	8/1967	Wood et al. ....	D14/109
D. 210,589	3/1968	Kalvitis .....	D14/102
D. 213,964	4/1969	Jones et al. ....	D14/108
D. 217,152	4/1970	Hofland et al. ....	D14/108

D. 227,260	6/1973	Clayton et al. ....	D14/108
D. 229,697	12/1973	Davis et al. ....	D14/102
D. 231,360	4/1974	Wilson .....	D14/108
D. 232,736	9/1974	Yenerich .....	D14/109
D. 238,078	12/1975	Wilson .....	D14/108
D. 243,340	2/1977	Clayton et al. ....	D14/109
D. 256,232	8/1980	Natoli et al. ....	D14/102
D. 258,431	3/1981	Natoli et al. ....	D14/102
D. 258,432	3/1981	Aderman .....	D14/102
D. 272,248	1/1984	Sanders et al. ....	D14/109
D. 282,366	1/1986	Aderman .....	D14/102
D. 284,375	6/1986	Bullock et al. ....	D14/102

*Primary Examiner*—Wallace R. Burke  
*Assistant Examiner*—Freda S. Nunn  
*Attorney, Agent, or Firm*—Staas & Halsey

[57] **CLAIM**

The ornamental design for a magnetic tape unit, as shown and described.

**DESCRIPTION**

FIG. 1 is a front elevational view of a magnetic tape unit showing our new design;

FIG. 2 is a rear elevational view thereof;

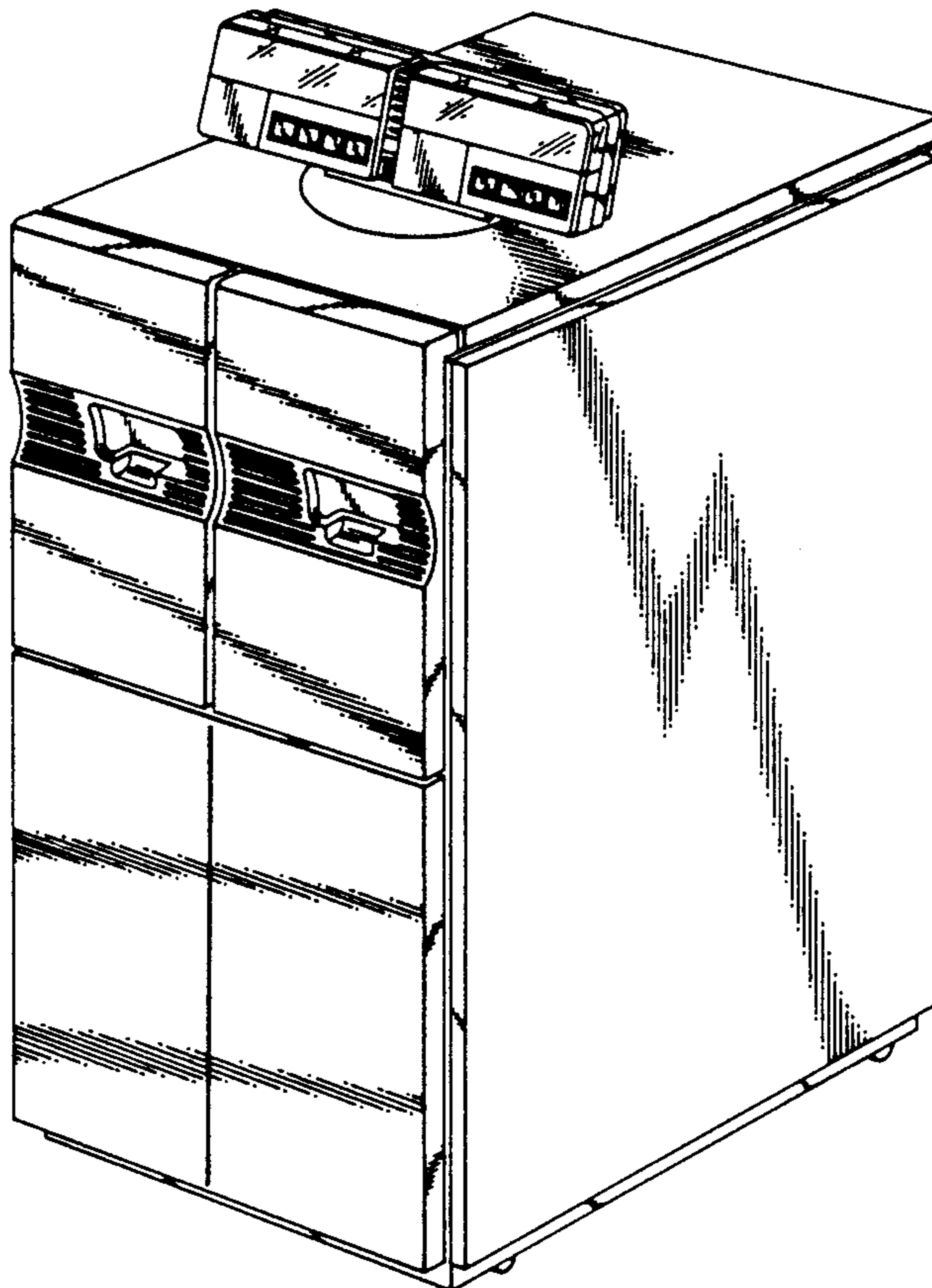
FIG. 3 is a right-side elevational view thereof;

FIG. 4 is a left-side elevational view thereof; and

FIG. 5 is a top plan view thereof.

FIG. 6 is a top, front, right side perspective view thereof.

The bottom of the magnetic tape unit is plain and without ornamentation.



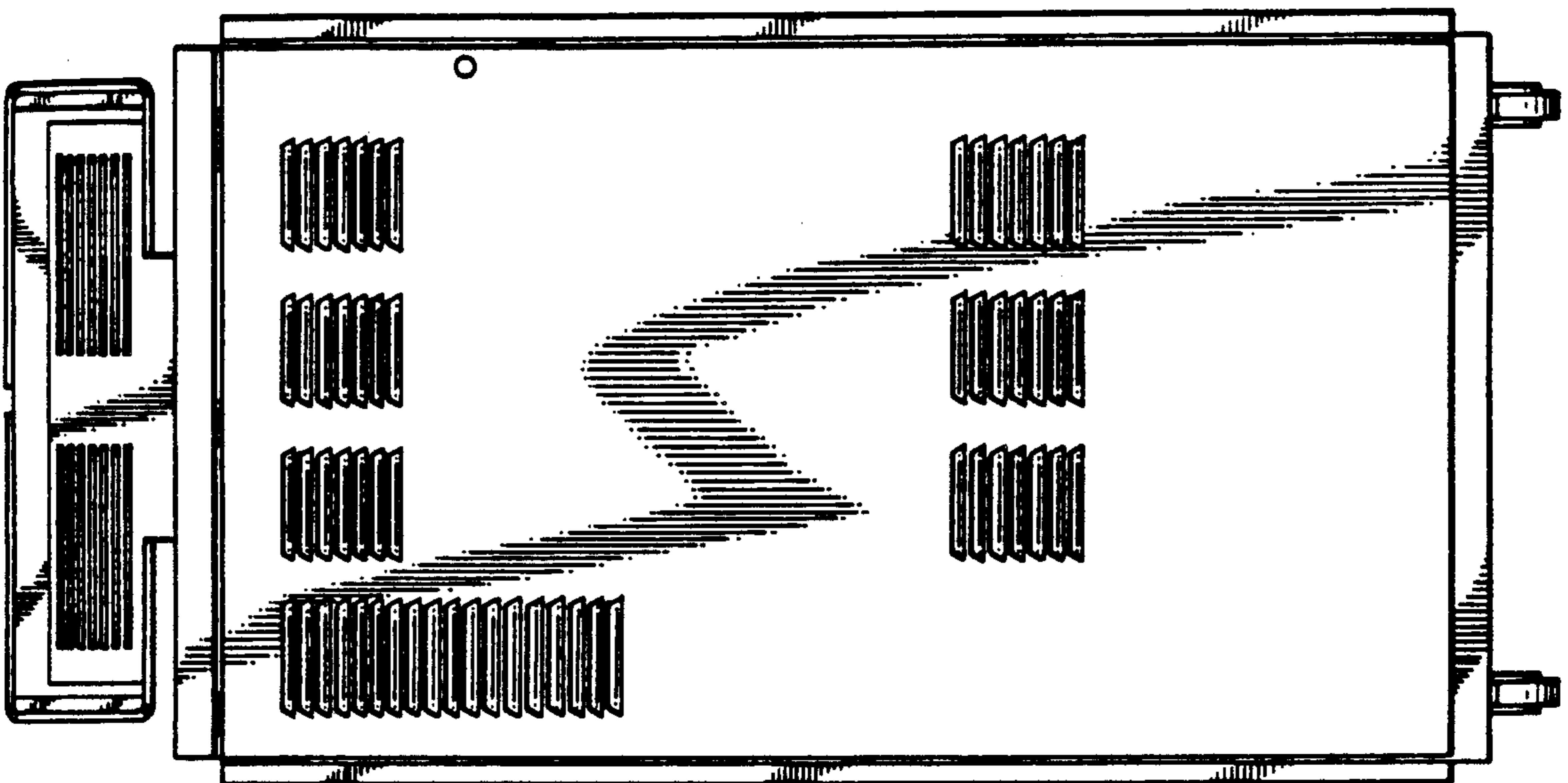


FIG. 2

FIG. 1

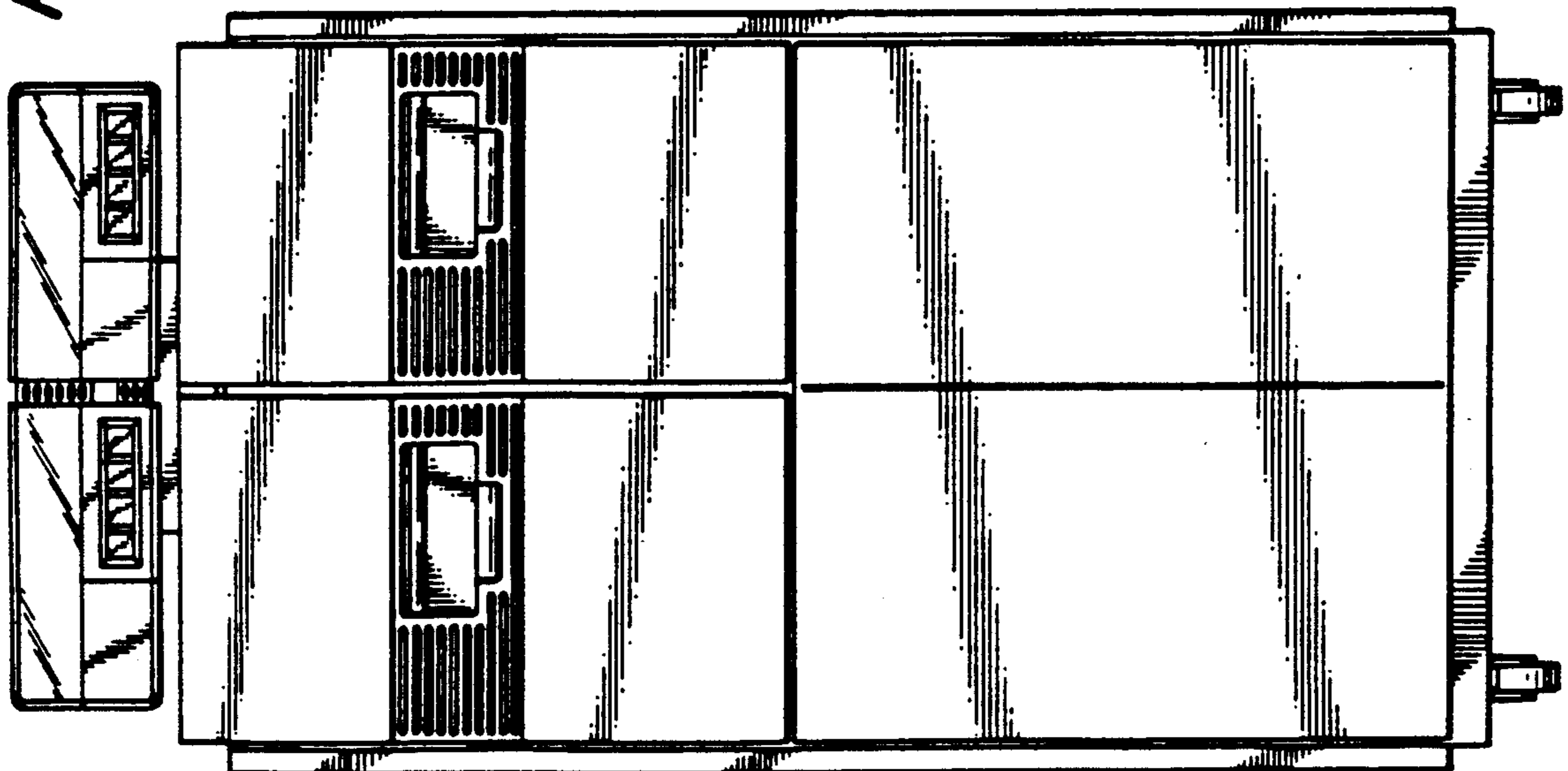


FIG. 4



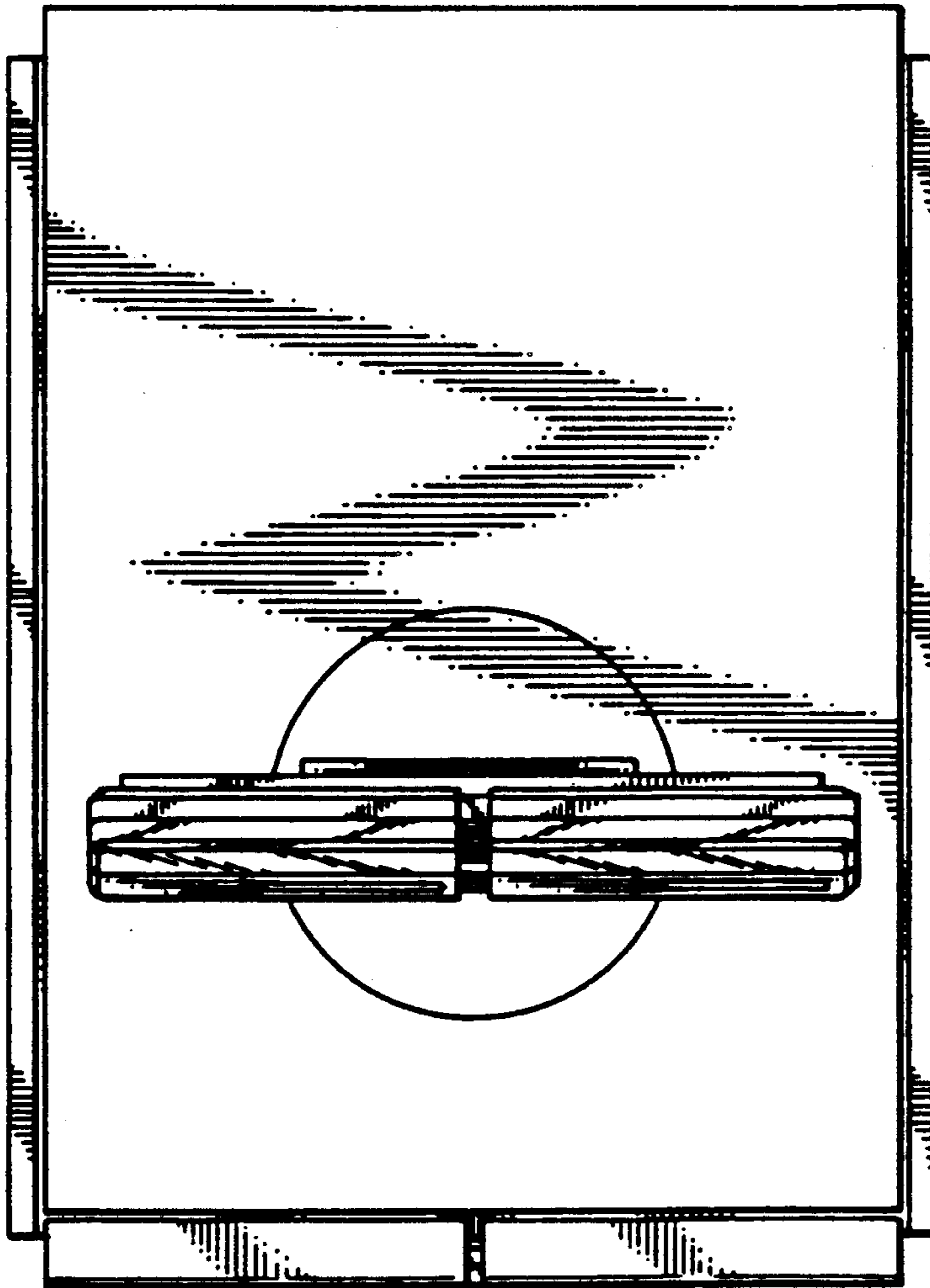


FIG. 3



*FIG. 5*



**FIG. 6**

