

[54] **VEHICLE TRACTION MAT**
[76] **Inventor: Arnold W. Pinto, 2205 Gemini Dr.,
Bastrop, La. 71220**
[**] **Term: 14 Years**
[21] **Appl. No.: 269,003**
[22] **Filed: Nov. 9, 1988**
[52] **U.S. Cl. D12/154**
[58] **Field of Search D12/154; 152/221, 179,
152/191, 225, 187, 189, 210; 238/14**

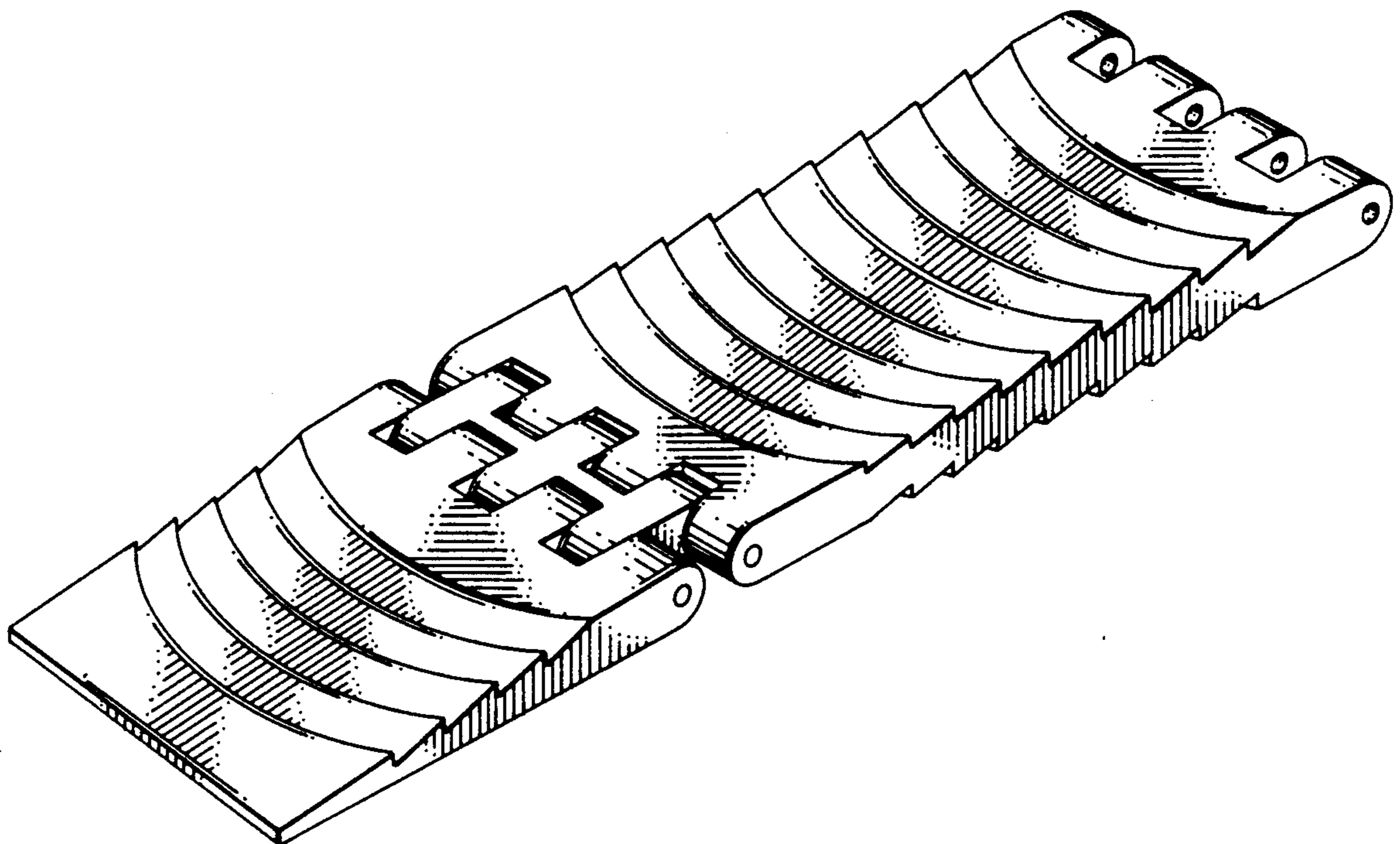
3,918,638 11/1975 Nelson 238/14
4,133,480 1/1979 Granryd 238/14
4,225,082 9/1980 Granryd 238/14
4,261,510 4/1981 Andrus 238/14
4,361,277 11/1982 Cannady et al. 238/14

Primary Examiner—James M. Gandy
Assistant Examiner—Melody Brown
Attorney, Agent, or Firm—John M. Harrison

[56] **References Cited**
U.S. PATENT DOCUMENTS
D. 301,222 5/1989 Smith D12/154
1,189,632 7/1916 Seitz D12/154
3,640,459 2/1972 Preisler D12/154
3,701,474 10/1972 Welz 238/14
3,910,491 10/1975 Ducharme 238/14

[57] **CLAIM**
The ornamental design for a vehicle traction mat, as shown.

DESCRIPTION
FIG. 1 is a top perspective view of a vehicle traction mat showing my new design;
FIG. 2 is a rear end elevation view thereof;
FIG. 3 is a front end elevation view thereof;
FIG. 4 is a left side elevation view thereof; and
FIG. 5 is a bottom plan view thereof.



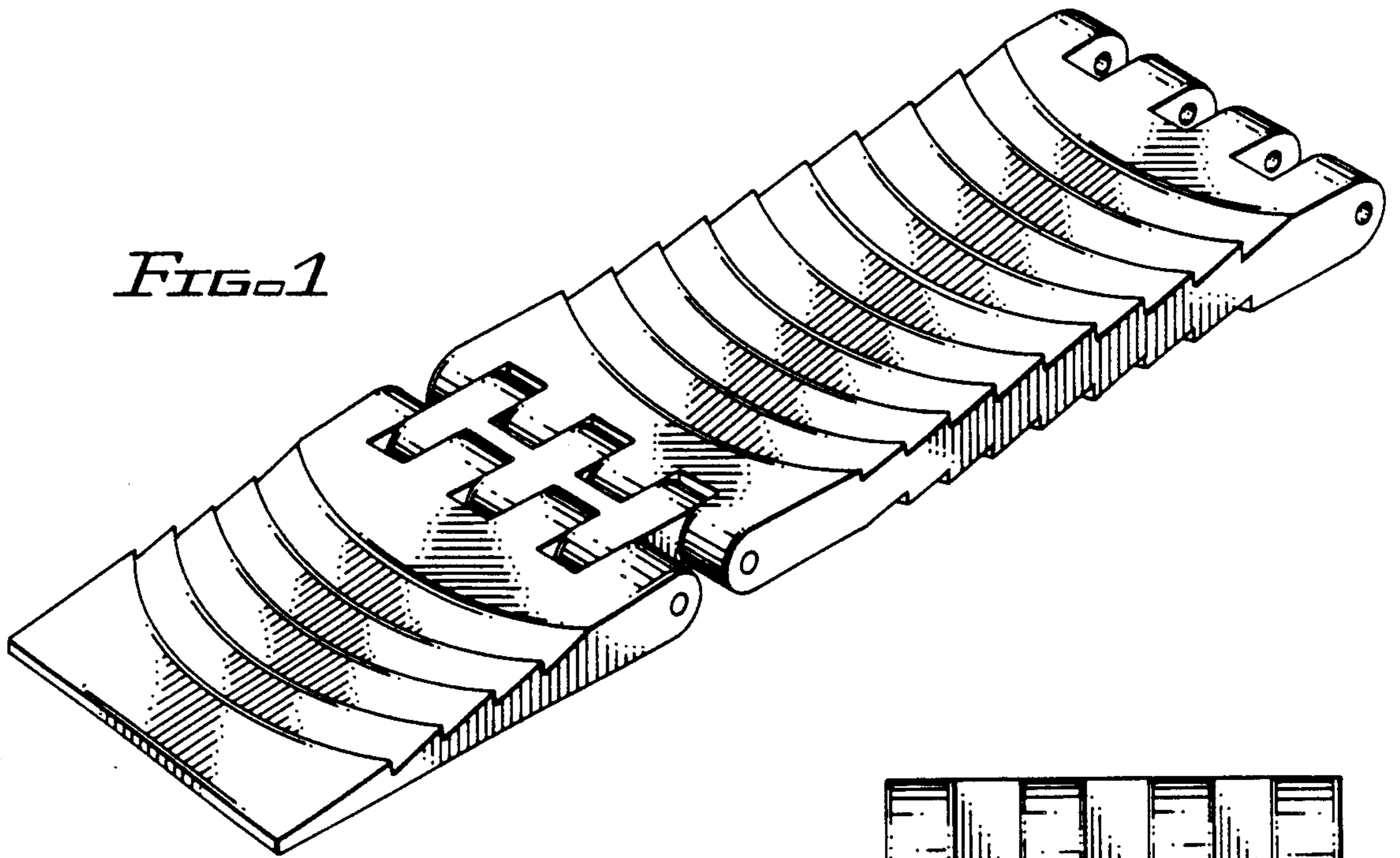


FIG. 1



FIG. 2




FIG. 3

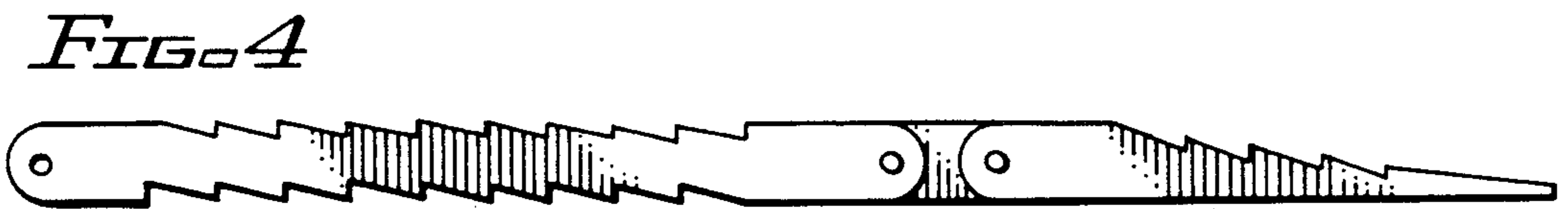


FIG. 4

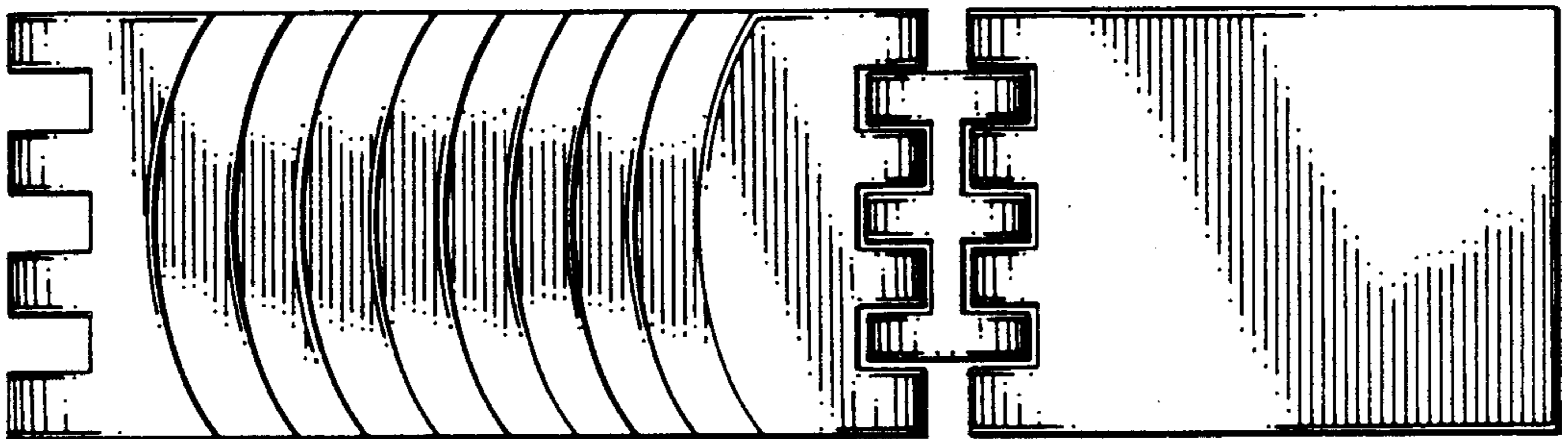


FIG. 5